Phase I

U.S. Army Corps of Engineers
Philadelphia District

Volume I - Building Reports for a Comprehensive Asbestos Survey in Various Buildings at Fort Monmouth, New Jersey

Contract Number DACA61-89-D-0013

June 1991

Prepared for:

U.S. ARMY ENGINEER DISTRICT
U.S. Custom House
Philadelphia, Pennsylvania 19106

C55

Prepared by:

WESTON
MANAGERS DESIGNERS/CONSULTANTS

Roy F. Weston, Inc.
West Chester,
Pennsylvania 19380

200.1e
FTMM_01.08_0647_a

BUILDING REPORTS
FOR A COMPREHENSIVE ASBESTOS SURVEY
IN VARIOUS BUILDINGS AT
FORT MONMOUTH, NEW JERSEY

PHASE I

VOLUME I

CONTRACT NO. DACA61-89-D-0013

Prepared For:

U.S. ARMY CORPS OF ENGINEERS

Philadelphia, Pennsylvania

June 1991

Prepared By:

ROY F. WESTON, INC.
One Weston Way
West Chester, Pennsylvania 19380

Weston Work Order No. 3886-41-01

BUILDING REPORTS

TABLE OF CONTENTS

Section		Title	Page
SECTION 114	**FIELD HOUSE**		**114-1**
	114.1	General	114-1
	114.2	ACM and Exposure Assessment	114-1
	114.3	Recommendations/Conclusions	114-1
SECTION 215W	**RUSSEL HOUSING**		**215W-1**
	215W.1	General	215W-1
	215W.2	ACM and Exposure Assessment	215W-1
	215W.3	Recommendations/Conclusions	215W-1
SECTION 218W	**RUSSEL HOUSING**		**218W-1**
	218W.1	General	218W-1
	218W.2	ACM and Exposure Assessment	218W-1
	218W.3	Recommendations/Conclusions	218W-1
	218W.4	Photographs	218W-7
SECTION 218E	**RUSSEL HOUSING**		**218E-1**
	218E.1	General	218E-1
	218E.2	ACM and Exposure Assessment	218E-1
	218E.3	Recommendations/Conclusions	218E-1
SECTION 221	**RUSSEL HOUSING**		**221-1**
	221.1	General	221-1
	221.2	ACM and Exposure Assessment	221-1
	221.3	Recommendations/Conclusions	221-1
SECTION 233W	**GOSSELIN HOUSING**		**233W-1**
	233W.1	General	233W-1
	233W.2	ACM and Exposure Assessment	233W-1
	233W.3	Recommendations/Conclusion	233W-1

TABLE OF CONTENTS
(continued)

Section		Title	Page
SECTION 234E	**GOSSELIN HOUSING**		**234E-1**
	234E.1	General	234E-1
	234E.2	ACM and Exposure Assessment	234E-1
	234E.3	Recommendations/Conclusions	234E-1
SECTION 241E	**GOSSELIN HOUSING**		**241E-1**
	241E.1	General	241E-1
	241E.2	ACM and Exposure Assessment	241E-1
	241E.3	Recommendations/Conclusions	241E-1
SECTION 242E	**GOSSELIN HOUSING**		**242E-1**
	242E.1	General	242E-1
	242E.2	ACM and Exposure Assessment	242E-1
	242E.3	Recommendations/Conclusions	242E-1
SECTION 252	**HOUSING UNIT - 37 GOSSELIN AVENUE**		**252-1**
	252.1	General	252-1
	252.2	ACM and Exposure Assessment	252-1
	252.3	Recommendations	252-1
SECTION 252	**HOUSING UNIT - 39 GOSSELIN AVENUE**		**252-1**
	252.1	General	252-11
	252.2	ACM and Exposure Assessment	252-11
	252.3	Recommendations	252-11
SECTION 258W	**GOSSELIN HOUSING**		**258W-1**
	258W.1	General	258W-1
	258W.2	ACM and Exposure Assessment	258W-1
	258W.3	Recommendations/Conclusions	258W-1

TABLE OF CONTENTS
(continued)

Section	Title		Page
SECTION 280	**UTILITIES BUILDING**		**280-1**
	280.1	General	280-1
	280.2	ACM and Exposure Assessment	280-1
	280.3	Recommendations/Conclusions	280-1
	280.4	Photographs	280-10
SECTION 282	**FIRE DEPARTMENT**		**282-1**
	282.1	General	282-1
	282.2	ACM and Exposure Assessment	282-1
	282.3	Recommendations/Conclusions	282-1
	282.4	Photographs	282-8
SECTION 283	**SQUIRE HALL**		**283-1**
	283.1	General	283-1
	283.2	ACM and Exposure Assessment	283-1
	283.3	Recommendations/Conclusions	283-1
SECTION 286	**RUSSEL HALL**		**286-1**
	286.1	General	286-1
	286.2	ACM and Exposure Assessment	286-1
	286.3	Recommendations/Conclusions	286-1
SECTION 292	**PRODUCT ASSURANCE AND TESTING**		**292-1**
	292.1	General	292-1
	292.2	ACM and Exposure Assessment	292-1
	292.3	Recommendations	292-1
	292.4	Photographs	292-21

114

FIELD HOUSE

114

FIELD HOUSE

114.1 GENERAL

Building 114 was surveyed by WESTON technicians on 22 December 1989 through 27 December 1989.

The first three portions of this facility report summarize the results of this inspection. Photographs of some sample locations are provided in Section 114.4.

Polarized Light Microscopy (PLM) with dispersion staining was used to analyze 37 samples of suspect material collected from the building. Of these samples, 25 were found to be asbestos-containing materials (ACM). Table 114.1 lists the analytical results for the bulk samples.

114.2 ACM AND EXPOSURE ASSESSMENT

The location, description, and analytical results for each bulk sample from Building 114 are presented in Table 114.1. An area-by-area inventory of ACM is provided in Table 114.2 and 114.3 "Other Asbestos-Containing Materials," listed in Table 114.3, are materials which do not match the standard caption categories listed in Table 114.2. A prioritized listing of exposure assessments is presented in Table 114.4. An itemized area-by-area cost estimate for removal and replacement is provided in Table 114.5. The method by which removal/replacement costs are calculated is described in the ISSUES COMMON TO ALL BUILDINGS Section of this report. Building floor plans (see attachment) indicate sample locations and building area names as they are listed in Tables 114.2 and 114.5.

114.3 RECOMMENDATIONS/CONCLUSIONS

WESTON recommends:

- ACM should be labeled under an O&M Program.

TABLE 114.1

BULK SAMPLE ANALYSIS RESULTS - BUILDING 114, FIELD HOUSE

TYPE OCCUPANCY: ADULTS (GOVERNMENT, PUBLIC)

SAMPLE NO.	LOCATION	ITEM	DESCRIPTION	PERCENT ASBESTOS CH	AM	OT	LAYERED[a]
AZ572	BOILER RM SOUTH,S,BELOW CEILING	4-8" PIPE FITTING	WHITE,DOM,FITTING,HORIZONTAL	40	-	-	NO
AZ573	BOILER RM SOUTH,S,BELOW CEILING	4-8" PIPE RUN	WHITE,DOM,PIPE RUN,HORIZONTAL	5	-	-	YES
AZ574	BOILER RM SOUTH,S,BELOW CEILING	<4" PIPE FITTING	WHITE,HHW,FITTING,HORIZONTAL	2	-	-	YES
AZ575	BOILER RM SOUTH,S,BELOW CEILING	<4" PIPE RUN	WHITE,HHW,PIPE RUN,HORIZONTAL	50	-	-	NO
AZ576	BOILER RM SOUTH,S,BELOW CEILING	<4" PIPE FITTING	WHITE,DOM,FITTING,HORIZONTAL	25	-	-	YES
AZ577	BOILER RM SOUTH,S,BELOW CEILING	<4" PIPE RUN	WHITE,DOM,PIPE RUN,HORIZONTAL	2	-	-	YES
AZ578	BOILER RM SOUTH,S,BELOW CEILING	9-14" PIPE FITTING	TAN,HHW,FITTING,VERTICAL	-	-	-	YES
AZ579	BOILER RM SOUTH,S,BELOW CEILING	9-14" PIPE RUN	TAN,HHW,PIPE RUN,HORIZONTAL	-	-	-	YES
AZ580	BOILER RM SOUTH,S,BELOW CEILING	4-8" PIPE FITTING	WHITE,DOM,FITTING,HORIZONTAL	35	-	-	NO
AZ581	BOILER RM SOUTH,S,BELOW CEILING	AIR HANDLING EQUIPMENT	WHITE,STM,DUCT,HORIZONTAL	-	-	-	NO
AZ582	BOILER RM SOUTH,S,BELOW CEILING	4-8" PIPE FITTING	WHITE,DOM,FITTING,VERTICAL	-	-	-	NO
AZ850	BOILER RM SOUTH,S,BELOW CEILING	9-14" PIPE RUN	GRAY,HHW,PIPE RUN,HORIZONTAL	-	-	-	YES
AZ851	CORRIDOR/STORAGE,S,BELOW CEILING	4-8" PIPE RUN	WHITE,DOM,PIPE RUN,HORIZONTAL	15	-	-	YES
AZ852	CORRIDOR/STORAGE,S,BELOW CEILING	<4" PIPE RUN	WHITE,HHW,PIPE RUN,HORIZONTAL	5	-	-	YES
AZ853	MECH RM,S,BELOW CEILING	4-8" PIPE FITTING	WHITE,DOM,FITTING,HORIZONTAL	60	-	-	NO
AZ854	MECH RM,S,BELOW CEILING	EXPANSION JOINT(S)	TAN,OTH,EXP JOINT,HORIZONTAL	55	-	-	NO
AZ855	MECH RM,S,BELOW CEILING	AIR HANDLING EQUIPMENT	WHITE,STM,DUCT,HORIZONTAL	-	-	-	YES
AZ856	BASEMENT BELOW POOL,S,BELOW CEILING	4-8" PIPE FITTING	WHITE,DOM,FITTING,HORIZONTAL	15	-	-	YES
AZ857	BASEMENT BELOW POOL,S,BELOW CEILING	4-8" PIPE RUN	WHITE,DOM,PIPE RUN,HORIZONTAL	5	-	-	YES
AZ858	BASEMENT BELOW POOL,S,BELOW CEILING	4-8" PIPE RUN	WHITE,DOM,FITTING,HORIZONTAL	2	-	-	YES
AZ859	BASEMENT BELOW POOL,S,BELOW CEILING	4-8" PIPE FITTING	WHITE,DOM,FITTING,HORIZONTAL	45	-	-	YES
AZ860	BASEMENT BELOW POOL,S,BELOW CEILING	<4" PIPE FITTING	WHITE,HHW,FITTING,HORIZONTAL	45	-	-	YES
AZ861	BASEMENT BELOW POOL,S,BELOW CEILING	<4" PIPE RUN	WHITE,HHW,PIPE RUN,HORIZONTAL	2	-	-	YES
AZ862	MENS,S,BELOW CEILING	CEILING BOARD	WHITE,OTH,PLASTER,HORIZONTAL	-	-	-	YES

[a]Asbestos content presented for layered samples represents the highest concentration layer.

Quadrant Codes
- C = Center
- N = North
- E = East
- S = South
- W = West
- NE = Northeast
- NW = Northwest
- SE = Southeast
- SW = Southwest

System Codes
- STM = Steam
- CHW = Chilled Water
- HHW = Heating Hot Water
- DOM = Domestic Water
- OTH = Other
- UNK = Unknown

Asbestos Types
- CH = Chrysotile
- AM = Amosite
- OT = Other

TABLE 114.1
(continued)

BULK SAMPLE ANALYSIS RESULTS - BUILDING 114, FIELD HOUSE

TYPE OCCUPANCY: ADULTS (GOVERNMENT, PUBLIC)

SAMPLE NO.	LOCATION	ITEM	DESCRIPTION	PERCENT ASBESTOS CH	AM	OT	LAYERED[a]
AZ863	ENLISTED MEN,N,BELOW CEILING	CEILING BOARD	WHITE,OTH,PLASTER,HORIZONTAL	-	-	-	NO
AZ864	CORRIDOR 1ST FL,N,BELOW CEILING	CEILING BOARD	WHITE,OTH,PLASTER,HORIZONTAL	-	-	-	YES
AZ865	MEZZ EAST,N,BELOW CEILING	AIR HANDLING EQUIPMENT	YELLOW,OTH,DUCT,HORIZONTAL	-	-	-	YES
AZ866	CEILING ABOVE POOL,N,BELOW CEILING	CEILING TILE	GRAY,OTH,CEIL TILE,HORIZONTAL	35	-	-	NO
AZ867	CEILING ABOVE POOL,N,BELOW CEILING	CEILING TILE	GRAY,OTH,CEIL TILE,HORIZONTAL	40	-	-	NO
AZ868	CEILING ABOVE POOL,N,BELOW CEILING	CEILING TILE	GRAY,OTH,CEIL TILE,HORIZONTAL	40	-	-	NO
AZ869	OFFICE,S,BELOW CEILING	FLOOR TILE	TAN,OTH,FLOOR TILE,HORIZONTAL	1	-	-	NO
AZ870	GYM EQUIP STORAGE,S,BELOW CEILING	FLOOR TILE	TAN,OTH,FLOOR TILE,HORIZONTAL	2	-	-	NO
AZ871	OFFICE,E,BELOW CEILING	OTHER MATERIAL	TAN,OTH,WALL TILE,HORIZONTAL	-	-	-	YES
AZ872	OFFICE,E,BELOW CEILING	DUPLICATE SAMPLE	TAN,OTH,WALL TILE,VERTICAL	-	-	-	NO
AZ873	GYM EQUIP STORAGE,S,BELOW CEILING	DUPLICATE SAMPLE	TAN,OTH,FLOOR TILE,HORIZONTAL	5	-	-	NO
AZ874	CEILING ABOVE POOL,N	DUPLICATE SAMPLE	WHITE,OTH,CEIL TILE,HORIZONTAL	35	-	-	NO
AZ875	BASEMENT BELOW POOL,S,BELOW CEILING	DUPLICATE SAMPLE	WHITE,DOM,FITTING	<1	-	-	YES

[a]Asbestos content presented for layered samples represents the highest concentration layer.

Quadrant Codes
C = Center
N = North
E = East
S = South
W = West
NE = Northeast
NW = Northwest
SE = Southeast
SW = Southwest

System Codes
STM = Steam
CHW = Chilled Water
HHW = Heating Hot Water
DOM = Domestic Water
OTH = Other
UNK = Unknown

Asbestos Types
CH = Chrysotile
AM = Amosite
OT = Other

TABLE 114.2

ASBESTOS-CONTAINING MATERIALS - BUILDING 114, FIELD HOUSE

TYPE OCCUPANCY: ADULTS (GOVERNMENT, PUBLIC)

AREA	PIPE FITTINGS (EA)				PIPE RUNS (LF)				SPRAY/TROWELED CEILINGS (MSF)	FLOOR TILE (MSF)	BOILERS/ TANKS (MSF)	AIR HANDLING EQUIPMENT (MSF)	OTHER
	<4"	4-8"	9-14"	>14"	<4"	4-8"	9-14"	>14"					
BASEMENT BELOW POOL	26	53	-	-	95	596	-	-	-	-	-	-	-
BOILER RM SOUTH	50	30	-	-	280	68	-	-	-	-	-	-	-
CEILING ABOVE POOL	-	-	-	-	-	-	-	-	-	-	-	-	*
CORRIDOR/STORAGE	8	4	-	-	140	70	-	-	-	-	-	-	-
ENLISTED MEN	4	-	-	-	100	-	-	-	-	-	-	-	-
FIRST AID RM	-	-	-	-	11	-	-	-	-	-	-	-	-
GYM EQUIP STORAGE	-	-	-	-	-	-	-	-	-	0.70	-	-	-
LOBBY	2	-	-	-	10	-	-	-	-	-	-	-	-
MECH RM	-	48	-	-	-	265	-	-	-	-	-	-	*
MENS	6	-	-	-	80	-	-	-	-	-	-	-	-
OFFICE	-	-	-	-	-	-	-	-	-	0.38	-	-	-
PASSAGE	-	-	-	-	5	-	-	-	-	-	-	-	-
POWDER RM	2	-	-	-	60	-	-	-	-	-	-	-	-
STORAGE/FALL SHELTER	-	5	-	-	-	12	-	-	-	-	-	-	-
VISITORS	8	-	-	-	100	-	-	-	-	-	-	-	-
WOMEN	12	-	-	-	300	-	-	-	-	-	-	-	-
TOTALS	118	140	-	-	1181	1011	-	-	-	1.07	-	-	*

* Other material present in various units of measure. See Table 114.3 for material descriptions.

EA - Each
LF - Linear Feet
MSF - Thousand Square Feet

TABLE 114.3

OTHER ASBESTOS-CONTAINING MATERIAL - BUILDING 114, FIELD HOUSE

TYPE OCCUPANCY: ADULTS (GOVERNMENT, PUBLIC)

AREA	MATERIAL TYPE	QUANTITY (UNIT)
CEILING ABOVE POOL	CEILING TILE	6.90 (MSF)
CEILING ABOVE POOL	EXPANSION JOINT	4 (EA)
MECH RM	EXPANSION JOINT	1 (EA)

EA - Each
LF - Linear Feet
MSF - Thousand Square Feet

F:\3886TAB.TAB

TABLE 114.4

EXPOSURE ASSESSMENTS (PRIORITY ORDER) - BUILDING 114, FIELD HOUSE

TYPE OCCUPANCY: ADULTS (GOVERNMENT, PUBLIC)

SAMPLE NO.	AREA	MATERIAL TYPE	PRIOR. INDEX CODE	PRIORITY INDEX NUMBER	EXPOSURE FACTORS 1	2	3	4	5	AVG. EXP. HOURS	% ASB.
AZ860	ENLISTED MEN	<4" PIPE FITTING	A	2.610E01	3	1	1	1	15	12.00	45
AZ860	LOBBY	<4" PIPE FITTING	A	2.610E01	3	1	1	1	15	12.00	45
AZ860	MENS	<4" PIPE FITTING	A	2.610E01	3	1	1	1	15	12.00	45
AZ860	POWDER RM	<4" PIPE FITTING	A	2.610E01	3	1	1	1	15	12.00	45
AZ860	VISITORS	<4" PIPE FITTING	A	2.610E01	3	1	1	1	15	12.00	45
AZ860	WOMEN	<4" PIPE FITTING	A	2.610E01	3	1	1	1	15	12.00	45
AZ859	BASEMENT BELOW POOL	4-8" PIPE FITTING	A	2.320E00	2	1	1	2	4	4.00	45
AZ860	BASEMENT BELOW POOL	<4" PIPE FITTING	A	2.320E00	2	1	1	2	4	4.00	45
AZ861	ENLISTED MEN	<4" PIPE RUN	A	1.665E00	3	1	1	1	15	12.00	2
AZ861	FIRST AID RM	<4" PIPE RUN	A	1.665E00	3	1	1	1	15	12.00	2
AZ861	LOBBY	<4" PIPE RUN	A	1.665E00	3	1	1	1	15	12.00	2
AZ861	MENS	<4" PIPE RUN	A	1.665E00	3	1	1	1	15	12.00	2
AZ861	PASSAGE	<4" PIPE RUN	A	1.665E00	3	1	1	1	15	12.00	2
AZ861	POWDER RM	<4" PIPE RUN	A	1.665E00	3	1	1	1	15	12.00	2
AZ861	VISITORS	<4" PIPE RUN	A	1.665E00	3	1	1	1	15	12.00	2
AZ861	WOMEN	<4" PIPE RUN	A	1.665E00	3	1	1	1	15	12.00	2
AZ572	BOILER RM SOUTH	4-8" PIPE FITTING	A	1.160E00	2	1	1	2	2	4.00	40
AZ572	CORRIDOR/STORAGE	4-8" PIPE FITTING	A	1.160E00	2	1	1	2	2	4.00	40
AZ572	STORAGE/FALL SHELTER	4-8" PIPE FITTING	A	1.160E00	2	1	1	2	2	4.00	40
AZ575	BOILER RM SOUTH	<4" PIPE RUN	A	1.160E00	2	1	1	2	2	4.00	50
AZ853	MECH RM	4-8" PIPE FITTING	A	1.160E00	2	1	1	2	2	4.00	60
AZ854	CEILING ABOVE POOL	EXPANSION JOINTS	A	1.160E00	2	1	1	2	2	4.00	55
AZ854	MECH RM	EXPANSION JOINTS	A	1.160E00	2	1	1	2	2	4.00	55
AZ856	BASEMENT BELOW POOL	4-8" PIPE FITTING	A	8.400E-1	2	1	1	2	4	4.00	15
AZ576	BOILER RM SOUTH	<4" PIPE FITTING	A	4.200E-1	2	1	1	2	2	4.00	25
AZ580	BOILER RM SOUTH	4-8" PIPE FITTING	A	4.200E-1	2	1	1	2	2	4.00	35
AZ851	CORRIDOR/STORAGE	4-8" PIPE RUN	A	4.200E-1	2	1	1	2	2	4.00	15
AZ857	BASEMENT BELOW POOL	4-8" PIPE RUN	A	1.480E-1	2	1	1	2	4	4.00	5
AZ858	BASEMENT BELOW POOL	4-8" PIPE RUN	A	1.480E-1	2	1	1	2	4	4.00	2

Priority Index Codes
A [=] Long Term Corrective Measure
B [=] Review Management Special Considerations/Remarks
C [=] Army Asbestos Deficiency Abatement Project

Priority Index Numbers Are In Scientific Notation

Exposure Factors
1 [=] Material Friability
2 [=] Occupant Accessability
3 [=] Material Condition
4 [=] Level Of Activity
5 [=] Number Of Assigned Occupants

TABLE 114.4
(continued)

EXPOSURE ASSESSMENTS (PRIORITY ORDER) - BUILDING 114, FIELD HOUSE

TYPE OCCUPANCY: ADULTS (GOVERNMENT, PUBLIC)

SAMPLE NO.	AREA	MATERIAL TYPE	PRIOR. INDEX CODE	PRIORITY INDEX NUMBER	EXPOSURE FACTORS 1	2	3	4	5	AVG. EXP. HOURS	% ASB.
AZ861	BASEMENT BELOW POOL	<4" PIPE RUN	A	1.480E-1	2	1	1	2	4	4.00	2
AZ867	CEILING ABOVE POOL	CEILING TILE	A	7.750E-2	1	1	1	1	40	25.00	40
AZ868	CEILING ABOVE POOL	CEILING TILE	A	7.750E-2	1	1	1	1	40	25.00	40
AZ573	BOILER RM SOUTH	4-8" PIPE RUN	A	7.400E-2	2	1	1	2	2	4.00	5
AZ573	MECH RM	4-8" PIPE RUN	A	7.400E-2	2	1	1	2	2	4.00	5
AZ573	STORAGE/FALL SHELTER	4-8" PIPE RUN	A	7.400E-2	2	1	1	2	2	4.00	5
AZ574	BOILER RM SOUTH	<4" PIPE FITTING	A	7.400E-2	2	1	1	2	2	4.00	2
AZ574	CORRIDOR/STORAGE	<4" PIPE FITTING	A	7.400E-2	2	1	1	2	2	4.00	2
AZ577	BOILER RM SOUTH	<4" PIPE RUN	A	7.400E-2	2	1	1	2	2	4.00	2
AZ852	CORRIDOR/STORAGE	<4" PIPE RUN	A	7.400E-2	2	1	1	2	2	4.00	5
AZ866	CEILING ABOVE POOL	CEILING TILE	A	2.750E-2	1	1	1	1	40	25.00	35
AZ578	BOILER RM SOUTH	9-14" PIPE FITTING	A	0	2	1	1	2	2	4.00	0
AZ579	BOILER RM SOUTH	9-14" PIPE RUN	A	0	2	1	1	2	2	4.00	0
AZ581	BOILER RM SOUTH	AIR HANDLING EQUIPMENT	A	0	2	1	1	2	2	4.00	0
AZ582	BOILER RM SOUTH	4-8" PIPE FITTING	A	0	2	1	1	2	2	4.00	0
AZ850	BOILER RM SOUTH	9-14" PIPE RUN	A	0	3	1	1	2	2	4.00	0
AZ855	MECH RM	AIR HANDLING EQUIPMENT	A	0	2	1	1	2	2	4.00	0
AZ862	EXERCISE RM NO 7	CEILING BOARD	A	0	1	1	1	2	21	40.00	0
AZ862	FIRST AID RM	CEILING BOARD	A	0	1	1	1	1	2	40.00	0
AZ862	GYM EQUIP STORAGE	CEILING BOARD	A	0	1	1	1	2	8	40.00	0
AZ862	HANDBALL COURT NO. 1	CEILING BOARD	A	0	1	3	1	3	2	40.00	0
AZ862	HANDBALL COURT NO. 2	CEILING BOARD	A	0	1	3	1	3	2	40.00	0
AZ862	LOBBY	CEILING BOARD	A	0	1	2	1	2	15	12.00	0
AZ862	MENS	CEILING BOARD	A	0	1	2	1	2	15	12.00	0
AZ862	OFFICE	CEILING BOARD	A	0	1	1	1	2	8	40.00	0
AZ862	PASSAGE	CEILING BOARD	A	0	1	2	1	2	15	12.00	0
AZ862	POWDER RM	CEILING BOARD	A	0	1	3	1	3	2	40.00	0
AZ862	VISITORS	CEILING BOARD	A	0	1	2	1	2	15	12.00	0
AZ862	WOMEN	CEILING BOARD	A	0	1	2	1	2	15	12.00	0

Priority Index Codes
A [=] Long Term Corrective Measure
B [=] Review Management Special Considerations/Remarks
C [=] Army Asbestos Deficiency Abatement Project

Priority Index Numbers Are In Scientific Notation

Exposure Factors
1 [=] Material Friability
2 [=] Occupant Accessability
3 [=] Material Condition
4 [=] Level Of Activity
5 [=] Number Of Assigned Occupants

TABLE 114.4
(continued)

EXPOSURE ASSESSMENTS (PRIORITY ORDER) - BUILDING 114, FIELD HOUSE

TYPE OCCUPANCY: ADULTS (GOVERNMENT, PUBLIC)

SAMPLE NO.	AREA	MATERIAL TYPE	PRIOR. INDEX CODE	PRIORITY INDEX NUMBER	EXPOSURE FACTORS 1	2	3	4	5	AVG. EXP. HOURS	% ASB.
AZ863	ENLISTED MEN	CEILING BOARD	A	0	1	2	1	2	15	12.00	0
AZ864	CORRIDOR 1ST FL	CEILING BOARD	A	0	1	2	1	2	25	12.00	0
AZ865	GYMNASIUM	AIR HANDLING EQUIPMENT	A	0	1	1	1	3	200	40.00	0
AZ865	MEZZ EAST	AIR HANDLING EQUIPMENT	A	0	1	1	1	2	10	30.00	0
AZ871	LOBBY	PLASTER CEILINGS & WALLS	A	0	1	3	1	3	50	12.00	0
AZ871	OFFICE	PLASTER CEILINGS & WALLS	A	0	1	3	1	3	2	40.00	0

Priority Index Codes
A [=] Long Term Corrective Measure
B [=] Review Management Special Considerations/Remarks
C [=] Army Asbestos Deficiency Abatement Project

Priority Index Numbers Are In Scientific Notation

Exposure Factors
1 [=] Material Friability
2 [=] Occupant Accessability
3 [=] Material Condition
4 [=] Level Of Activity
5 [=] Number Of Assigned Occupants

TABLE 114.5

COST ESTIMATE* - BUILDING 114, FIELD HOUSE

TYPE OCCUPANCY: ADULTS (GOVERNMENT, PUBLIC)

DESCRIPTION	UNIT COST ($)	AREA 1	AREA 2	AREA 3	AREA 4	AREA 5	AREA 6	AREA 7	AREA 8	AREA 9	AREA 10	AREA 11
Pipe Fittings (EA)												
<4"	70.30	1.8	3.5	-	0.6	0.3	-	-	0.1	-	0.4	-
4-8"	85.80	4.5	2.6	-	0.3	-	-	-	-	4.1	-	-
9-14"	147.00	-	-	-	-	-	-	-	-	-	-	-
>14"	216.00	-	-	-	-	-	-	-	-	-	-	-
Pipe Runs (LF)												
<4"	26.50	2.5	7.4	-	3.7	2.7	0.3	-	0.3	-	2.1	-
4-8"	30.50	18.2	2.1	-	2.1	-	-	-	-	8.1	-	-
9-14"	42.50	-	-	-	-	-	-	-	-	-	-	-
>14"	60.80	-	-	-	-	-	-	-	-	-	-	-
Sprayed/Troweled Ceilings (SF)	9.60	-	-	-	-	-	-	-	-	-	-	-
Floor Tile (SF)	5.60	-	-	-	-	-	-	3.9	-	-	-	2.1
Boilers/Tanks (SF)	37.90	-	-	-	-	-	-	-	-	-	-	-
Air Handling Equipment (SF)	20.00	-	-	-	-	-	-	-	-	-	-	-
Other		-	-	47.4	-	-	-	-	-	0.3	-	-
SUBTOTAL		27.1	15.6	47.4	6.8	2.9	0.3	3.9	0.4	12.5	2.5	2.1
Difficulty Allowance		24.9	7.8	187.3	3.4	4.4	0.4	-	0.8	20.3	3.8	-
SUBTOTAL		52.0	23.4	234.8	10.1	7.3	0.7	3.9	1.2	32.8	6.4	2.1
Decontamination Units		0.2	0.2	0.2	0.2	0.2	0.2	0.2	0.2	0.2	0.2	0.2
Mobilization		0.3	0.3	0.3	0.3	0.3	0.3	0.3	0.3	0.3	0.3	0.3
SUBTOTAL		52.5	23.9	235.3	10.6	7.8	1.2	4.4	1.7	33.3	6.9	2.6
Contingency @ 15.00%		7.9	3.6	35.3	1.6	1.2	0.2	0.7	0.3	5.0	1.0	0.4
SUBTOTAL		60.3	27.5	270.5	12.2	9.0	1.4	5.1	2.0	38.3	7.9	3.0
Design Fee @ 6.00%		3.6	1.6	16.2	0.7	0.5	**	0.3	0.1	2.3	0.5	0.2
SUBTOTAL		64.0	29.1	286.8	13.0	9.5	1.5	5.4	2.1	40.6	8.4	3.2
Air Monitoring		3.2	3.2	3.2	3.2	3.2	3.2	3.2	3.2	3.2	3.2	3.2
TOTAL		67.2	32.3	290.0	16.2	12.8	4.7	8.6	5.3	43.8	11.6	6.4

*Amounts Are In Thousands Of Dollars

**Less Than $100 For The Area; Amount Not Printed But Included In Total(s)

AREA 1: BASEMENT BELOW POOL
AREA 2: BOILER RM SOUTH
AREA 3: CEILING ABOVE POOL
AREA 4: CORRIDOR/STORAGE
AREA 5: ENLISTED MEN
AREA 6: FIRST AID RM
AREA 7: GYM EQUIP STORAGE
AREA 8: LOBBY
AREA 9: MECH RM
AREA 10: MENS
AREA 11: OFFICE

TABLE 114.5
(continued)

COST ESTIMATE* - BUILDING 114, FIELD HOUSE

TYPE OCCUPANCY: ADULTS (GOVERNMENT, PUBLIC)

DESCRIPTION	UNIT COST ($)	AREA 12	AREA 13	AREA 14	AREA 15	AREA 16	TOTAL
Pipe Fittings (EA)							
<4"	70.30	-	0.1	-	0.6	0.8	8.3
4-8"	85.80	-	-	0.4	-	-	12.0
9-14"	147.00	-	-	-	-	-	-
>14"	216.00	-	-	-	-	-	-
Pipe Runs (LF)							
<4"	26.50	0.1	1.6	-	2.7	8.0	31.3
4-8"	30.50	-	-	0.4	-	-	30.8
9-14"	42.50	-	-	-	-	-	-
>14"	60.80	-	-	-	-	-	-
Sprayed/Troweled Ceilings (SF)	9.60	-	-	-	-	-	-
Floor Tile (SF)	5.60	-	-	-	-	-	6.0
Boilers/Tanks (SF)	37.90	-	-	-	-	-	-
Air Handling Equipment (SF)	20.00	-	-	-	-	-	-
Other		-	-	-	-	-	47.7
SUBTOTAL		0.1	1.7	0.8	3.2	8.8	136.2
Difficulty Allowance		0.2	3.5	0.4	4.8	17.6	279.6
SUBTOTAL		0.3	5.2	1.2	8.0	26.4	415.8
Decontamination Units		0.2	0.2	0.2	0.2	0.2	3.9
Mobilization		0.3	0.3	0.3	0.3	0.3	4.2
SUBTOTAL		0.8	5.7	1.7	8.5	26.9	423.9
Contingency @ 15.00%		0.1	0.9	0.3	1.3	4.0	63.6
SUBTOTAL		1.0	6.6	2.0	9.8	30.9	487.4
Design Fee @ 6.00%		**	0.4	0.1	0.6	1.9	29.2
SUBTOTAL		1.0	6.9	2.1	10.4	32.8	516.7
Air Monitoring		3.2	3.2	3.2	3.2	3.2	51.7
TOTAL		4.3	10.2	5.3	13.6	36.0	568.3

*Amounts Are In Thousands Of Dollars

**Less Than $100 For The Area; Amount Not Printed But Included In Total(s)

AREA 12: PASSAGE
AREA 13: POWDER RM
AREA 14: STORAGE/FALL SHELTER
AREA 15: VISITORS
AREA 16: WOMEN

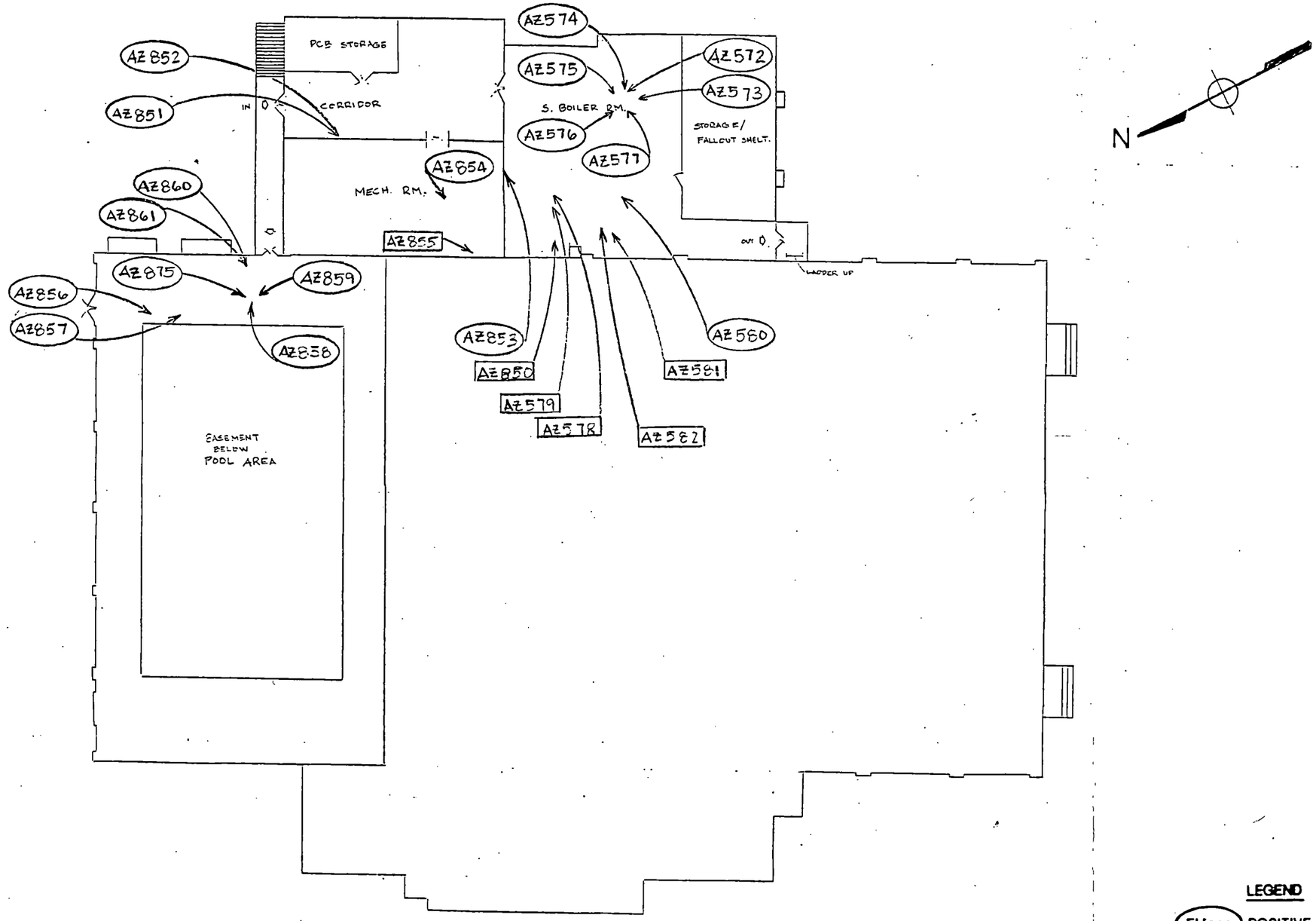

BLDG. 114 - BASEMENT FLOOR PLAN

LEGEND

FHnnn POSITIVE SAMPLE

FHnnn NEGATIVE SAMPLE

WESTON

MANAGERS DESIGNERS/CONSULTANTS

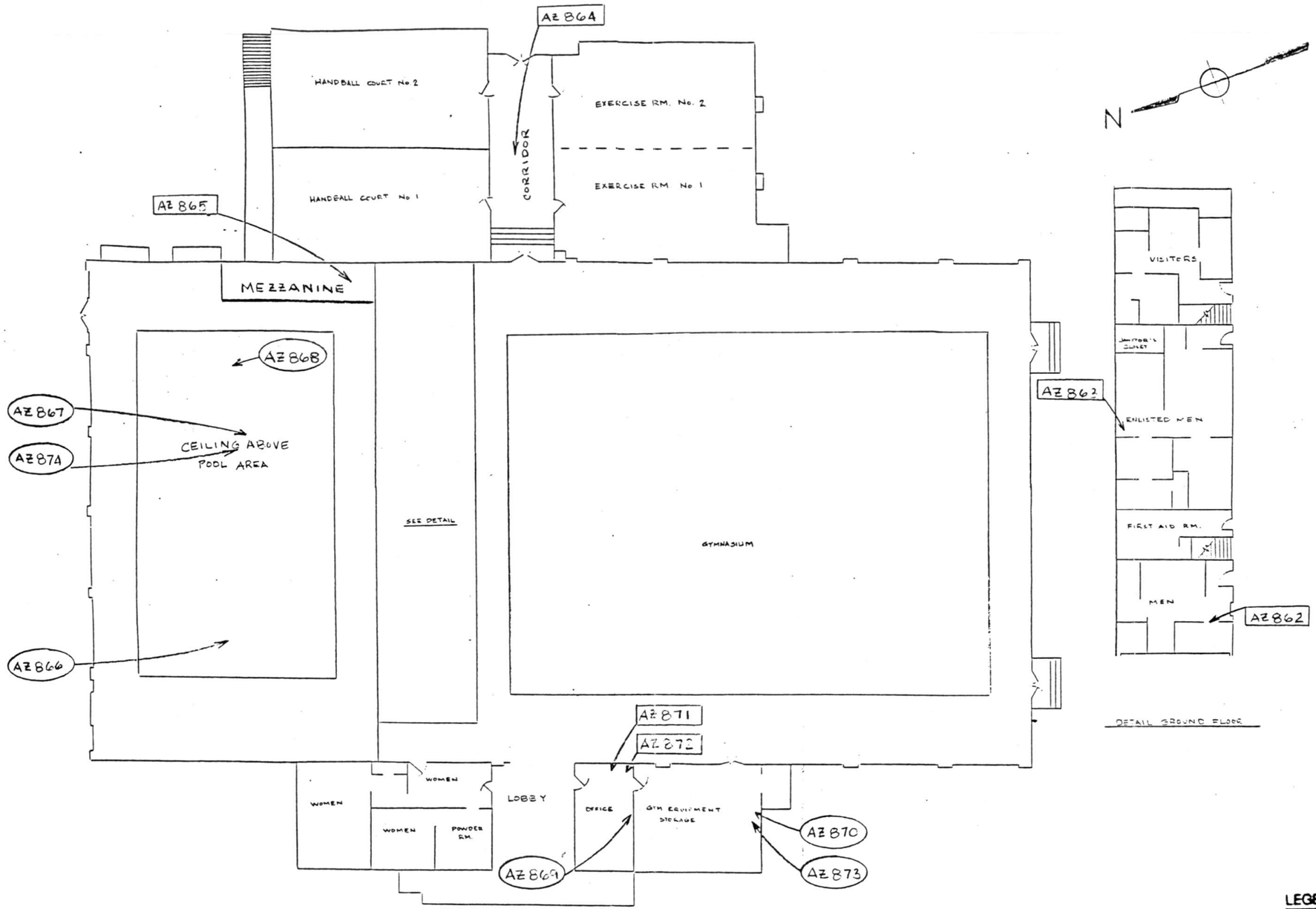

BLDG. 114 - GROUND FLOOR PLAN

LEGEND

(FHnnn) POSITIVE SAMPLE

[FHnnn] NEGATIVE SAMPLE

WESTON
MANAGERS DESIGNERS/CONSULTANTS

215W

RUSSEL HOUSING UNIT

215W

RUSSEL HOUSING

215W.1 GENERAL

Building 215 West, Russel was surveyed by WESTON technicians on 19 January 1990.

The first three portions of this facility report summarize the results of this inspection.

Polarized Light Microscopy (PLM) with dispersion staining was used to analyze nine samples of suspect material collected from the building. Of these samples, eight were found to be asbestos-containing materials (ACM). Table 215W.1 lists the analytical results for the bulk samples.

215W.2 ACM AND EXPOSURE ASSESSMENT

The location, description, and analytical results for each bulk sample from Building 215W Russel are presented in Table 215W.1. An area-by-area inventory of ACM is provided in Table 215W.2 and 215W.3. "Other Asbestos-Containing Materials," listed in Table 215W.3, are materials which do not match the standard caption categories listed in Table 215W.2. A prioritized listing of exposure assessments is presented in Table 215W.4. An itemized area-by-area cost estimate for removal and replacement is provided in Table 215W.5. The method by which removal/replacement costs are calculated is described in the ISSUES COMMON TO ALL BUILDINGS Section of this report. Building floor plans (see attachment) indicate sample locations and building area names as they are listed in Tables 215W.2 and 215W.5.

215W.3 RECOMMENDATIONS/CONCLUSIONS

WESTON recommends:

- The basement of this housing unit qualifies for an Army Asbestos Deficiency Abatement Project (AADAP).

TABLE 20.1

BULK SAMPLE ANALYSIS RESULTS - BUILDING 20, RUSSEL HOUSING

TYPE OCCUPANCY: ADULTS (GOVERNMENT, PUBLIC) CHILDREN (SCHOOL, INFANTS, TODDLERS)

SAMPLE NO.	LOCATION	ITEM	DESCRIPTION	PERCENT ASBESTOS CH	AM	OT	LAYERED[a]
AP846	BASEMENT,S,BELOW CEILING	4-8" PIPE RUN	GRAY,UNK,PIPE RUN,HORIZONTAL	15	-	-	YES
AP847	BASEMENT,N,BELOW CEILING	4-8" PIPE RUN	GRAY,UNK,PIPE RUN,HORIZONTAL	10	-	-	YES
AP848	BASEMENT,S,BELOW CEILING	<4" PIPE FITTING	WHITE,UNK,FITTING	30	-	-	NO
AP849	BASEMENT,S,BELOW CEILING	<4" PIPE RUN	GRAY,UNK,PIPE RUN,HORIZONTAL	30	-	-	NO
AP851	BASEMENT,S,BELOW CEILING	4-8" PIPE FITTING	WHITE,UNK,FITTING	30	-	-	YES
AP852	KITCHEN,S,BELOW CEILING	OTHER MATERIAL	YELLOW,OTH,FLOORING,HORIZONTAL	-	-	-	YES
AP853	BASEMENT,N,BELOW CEILING	4-8" PIPE FITTING	WHITE,UNK,FITTING	50	-	-	NO
AP854	BASEMENT,S,BELOW CEILING	<4" PIPE FITTING	WHITE,UNK,FITTING	30	-	-	NO
BQ767	BASEMENT,S,BELOW CEILING	DUPLICATE SAMPLE	GRAY,UNK,PIPE RUN,HORIZONTAL	70	-	-	YES

[a]Asbestos content presented for layered samples represents the highest concentration layer.

Quadrant Codes
C = Center
N = North
E = East
S = South
W = West
NE = Northeast
NW = Northwest
SE = Southeast
SW = Southwest

System Codes
STM = Steam
CHW = Chilled Water
HHW = Heating Hot Water
DOM = Domestic Water
OTH = Other
UNK = Unknown

Asbestos Types
CH = Chrysotile
AM = Amosite
OT = Other

TABLE 20.2

ASBESTOS-CONTAINING MATERIALS - BUILDING 20, RUSSEL HOUSING

TYPE OCCUPANCY: ADULTS (GOVERNMENT, PUBLIC) CHILDREN (SCHOOL, INFANTS, TODDLERS)

AREA	PIPE FITTINGS (EA)				PIPE RUNS (LF)				SPRAY/TROWELED CEILINGS (MSF)	FLOOR TILE (MSF)	BOILERS/ TANKS (MSF)	AIR HANDLING EQUIPMENT (MSF)	OTHER
	<4"	4-8"	9-14"	>14"	<4"	4-8"	9-14"	>14"					
BASEMENT	25	14	-	-	28	81	-	-	-	-	-	-	-
TOTALS	25	14	-	-	28	81	-	-	-	-	-	-	-

* Other material present in various units of measure. See Table 20.3 for material descriptions.

EA - Each
LF - Linear Feet
MSF - Thousand Square Feet

TABLE 20.3

OTHER ASBESTOS-CONTAINING MATERIAL - BUILDING 20, RUSSEL HOUSING

TYPE OCCUPANCY: ADULTS (GOVERNMENT, PUBLIC) CHILDREN (SCHOOL, INFANTS, TODDLERS)

AREA	MATERIAL TYPE	QUANTITY (UNIT)
NO OTHER ASBESTOS-CONTAINING MATERIAL FOUND IN THIS BUILDING		

EA - Each
LF - Linear Feet
MSF - Thousand Square Feet

F:\3886TAB1.TAB

TABLE 20.4

EXPOSURE ASSESSMENTS (PRIORITY ORDER) - BUILDING 20, RUSSEL HOUSING

TYPE OCCUPANCY: ADULTS (GOVERNMENT, PUBLIC) CHILDREN (SCHOOL, INFANTS, TODDLERS)

SAMPLE NO.	AREA	MATERIAL TYPE	PRIOR. INDEX CODE	PRIORITY INDEX NUMBER	EXPOSURE FACTORS 1	2	3	4	5	AVG. EXP. HOURS	% ASB.
AP853	BASEMENT	4-8" PIPE FITTING	C	1.060E04	3	3	1	1	2	40.00	50
AP848	BASEMENT	<4" PIPE FITTING	C	3.800E03	3	3	1	1	2	40.00	30
AP851	BASEMENT	4-8" PIPE FITTING	C	3.800E03	3	3	1	1	2	40.00	30
AP854	BASEMENT	<4" PIPE FITTING	C	3.800E03	3	3	1	1	2	40.00	30
AP846	BASEMENT	4-8" PIPE RUN	B	6.600E02	2	3	1	1	2	40.00	15
AP847	BASEMENT	4-8" PIPE RUN	B	6.600E02	2	3	1	1	2	40.00	10
AP849	BASEMENT	<4" PIPE RUN	B	6.600E02	2	3	1	1	2	40.00	30

Priority Index Codes
A [=] Long Term Corrective Measure
B [=] Review Management Special Considerations/Remarks
C [=] Army Asbestos Deficiency Abatement Project

Priority Index Numbers Are In Scientific Notation

Exposure Factors
1 [=] Material Friability
2 [=] Occupant Accessability
3 [=] Material Condition
4 [=] Level Of Activity
5 [=] Number Of Assigned Occupants

TABLE 20.5

COST ESTIMATE* - BUILDING 20, RUSSEL HOUSING

TYPE OCCUPANCY: ADULTS (GOVERNMENT, PUBLIC) CHILDREN (SCHOOL, INFANTS, TODDLERS)

DESCRIPTION	UNIT COST ($)	AREA 1	TOTAL
Pipe Fittings (EA)			
<4"	70.30	1.8	1.8
4-8"	85.80	1.2	1.2
9-14"	147.00	-	-
>14"	216.00	-	-
Pipe Runs (LF)			
<4"	26.50	0.7	0.7
4-8"	30.50	2.5	2.5
9-14"	42.50	-	-
>14"	60.80	-	-
Sprayed/Troweled Ceilings (SF)	9.60	-	-
Floor Tile (SF)	5.60	-	-
Boilers/Tanks (SF)	37.90	-	-
Air Handling Equipment (SF)	20.00	-	-
Other		-	-
SUBTOTAL		6.2	6.2
Difficulty Allowance		-	-
SUBTOTAL		6.2	6.2
Decontamination Units		0.8	0.8
Mobilization		1.5	1.5
SUBTOTAL		8.5	8.5
Contingency @ 15.00%		1.3	1.3
SUBTOTAL		9.7	9.7
Design Fee @ 6.00%		0.6	0.6
SUBTOTAL		10.3	10.3
Air Monitoring		1.0	1.0
TOTAL		11.4	11.4

*Amounts Are In Thousands Of Dollars

**Less Than $100 For The Area; Amount Not Printed But Included In Total(s)

AREA 1: BASEMENT

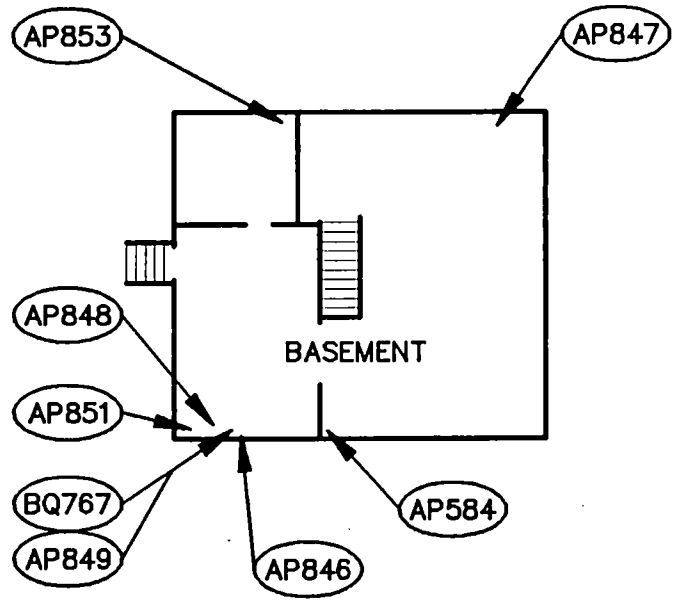

BUILDING 20, BASEMENT

N.T.S.

LEGEND

(AZnnn) POSITIVE SAMPLE

[AZnnn] NEGATIVE SAMPLE

WESTON
MANAGERS DESIGNERS/CONSULTANTS

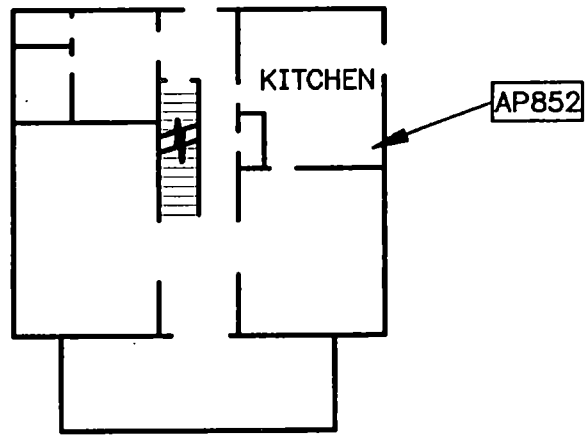

BUILDING 20, FIRST

N.T.S.

LEGEND

(AZnnn) POSITIVE SAMPLE

[AZnnn] NEGATIVE SAMPLE

WESTON
MANAGERS DESIGNERS/CONSULTANTS

215W

RUSSEL HOUSING

215W.1 GENERAL

Building 215 West, Russel was surveyed by WESTON technicians on 19 January 1990.

The first three portions of this facility report summarize the results of this inspection.

Polarized Light Microscopy (PLM) with dispersion staining was used to analyze nine samples of suspect material collected from the building. Of these samples, eight were found to be asbestos-containing materials (ACM). Table 215W.1 lists the analytical results for the bulk samples.

215W.2 ACM AND EXPOSURE ASSESSMENT

The location, description, and analytical results for each bulk sample from Building 215W Russel are presented in Table 215W.1. An area-by-area inventory of ACM is provided in Table 215W.2 and 215W.3. "Other Asbestos-Containing Materials," listed in Table 215W.3, are materials which do not match the standard caption categories listed in Table 215W.2. A prioritized listing of exposure assessments is presented in Table 215W.4. An itemized area-by-area cost estimate for removal and replacement is provided in Table 215W.5. The method by which removal/replacement costs are calculated is described in the ISSUES COMMON TO ALL BUILDINGS Section of this report. Building floor plans (see attachment) indicate sample locations and building area names as they are listed in Tables 215W.2 and 215W.5.

215W.3 RECOMMENDATIONS/CONCLUSIONS

WESTON recommends:

- The basement of this housing unit qualifies for an Army Asbestos Deficiency Abatement Project (AADAP).

TABLE 40.1

BULK SAMPLE ANALYSIS RESULTS - BUILDING 40, GOSSELIN HOUSING

TYPE OCCUPANCY: ADULTS (GOVERNMENT, PUBLIC) CHILDREN (SCHOOL, INFANTS, TODDLERS)

SAMPLE NO.	LOCATION	ITEM	DESCRIPTION	PERCENT ASBESTOS CH	AM	OT	LAYERED[a]
AU649	BASEMENT,SW,BELOW CEILING	4-8" PIPE RUN	WHITE,HHW,PIPE RUN,HORIZONTAL	-	-	-	YES
AU650	BASEMENT,SW,BELOW CEILING	4-8" PIPE FITTING	WHITE,HHW,FITTING,HORIZONTAL	40	-	-	YES
AU651	BASEMENT,N,BELOW CEILING	4-8" PIPE RUN	WHITE,HHW,PIPE RUN,HORIZONTAL	-	-	-	YES
AU652	BASEMENT,N,BELOW CEILING	4-8" PIPE FITTING	WHITE,HHW,FITTING,HORIZONTAL	30	-	-	NO
AU653	BASEMENT,SW,BELOW CEILING	<4" PIPE RUN	BLACK,HHW,PIPE RUN,HORIZONTAL	-	-	-	NO
AU654	BASEMENT,SW,BELOW CEILING	<4" PIPE FITTING	WHITE,HHW,FITTING,HORIZONTAL	40	-	-	YES
AU655	BASEMENT,NE,BELOW CEILING	<4" PIPE RUN	BLACK,HHW,PIPE RUN,HORIZONTAL	-	-	-	NO
AU656	BASEMENT,NE,BELOW CEILING	<4" PIPE FITTING	WHITE,HHW,FITTING,HORIZONTAL	40	-	-	NO
AU657	BASEMENT,N,BELOW CEILING	<4" PIPE RUN	WHITE,HHW,PIPE RUN,HORIZONTAL	-	-	-	YES
AU658	BASEMENT,N,BELOW CEILING	<4" PIPE FITTING	WHITE,HHW,FITTING,HORIZONTAL	40	-	-	YES
AU659	BASEMENT,N,BELOW CEILING	DUPLICATE SAMPLE	WHITE,HHW,FITTING,HORIZONTAL	45	-	-	YES
AU660	KITCHEN,N,BELOW CEILING	FLOOR TILE	BROWN,OTH,FLOOR TILE,HORIZONTAL	3	-	-	NO
AU661	KITCHEN,N,BELOW CEILING	DUPLICATE SAMPLE	BROWN,OTH,FLOOR TILE,HORIZONTAL	5	-	-	NO

[a]Asbestos content presented for layered samples represents the highest concentration layer.

Quadrant Codes
C = Center
N = North
E = East
S = South
W = West
NE = Northeast
NW = Northwest
SE = Southeast
SW = Southwest

System Codes
STM = Steam
CHW = Chilled Water
HHW = Heating Hot Water
DOM = Domestic Water
OTH = Other
UNK = Unknown

Asbestos Types
CH = Chrysotile
AM = Amosite
OT = Other

TABLE 40.2

ASBESTOS-CONTAINING MATERIALS - BUILDING 40, GOSSELIN HOUSING

TYPE OCCUPANCY: ADULTS (GOVERNMENT, PUBLIC) CHILDREN (SCHOOL, INFANTS, TODDLERS)

AREA	PIPE FITTINGS (EA)				PIPE RUNS (LF)				SPRAY/TROWELED CEILINGS (MSF)	FLOOR TILE (MSF)	BOILERS/ TANKS (MSF)	AIR HANDLING EQUIPMENT (MSF)	OTHER
	<4"	4-8"	9-14"	>14"	<4"	4-8"	9-14"	>14"					
BASEMENT	14	13	-	-	-	-	-	-	-	-	-	-	-
KITCHEN	-	-	-	-	-	-	-	-	-	0.09	-	-	-
TOTALS	14	13	-	-	-	-	-	-	-	0.09	-	-	-

* Other material present in various units of measure. See Table 40.3 for material descriptions.

EA - Each
LF - Linear Feet
MSF - Thousand Square Feet

TABLE 40.3

OTHER ASBESTOS-CONTAINING MATERIAL - BUILDING 40, GOSSELIN HOUSING

TYPE OCCUPANCY: ADULTS (GOVERNMENT, PUBLIC) CHILDREN (SCHOOL, INFANTS, TODDLERS)

AREA	MATERIAL TYPE	QUANTITY (UNIT)
NO OTHER ASBESTOS-CONTAINING MATERIAL FOUND IN THIS BUILDING		

EA - Each
LF - Linear Feet
MSF - Thousand Square Feet

F:\3886TAB1.TAB

TABLE 40.4

EXPOSURE ASSESSMENTS (PRIORITY ORDER) - BUILDING 40, GOSSELIN HOUSING

TYPE OCCUPANCY: ADULTS (GOVERNMENT, PUBLIC) CHILDREN (SCHOOL, INFANTS, TODDLERS)

SAMPLE NO.	AREA	MATERIAL TYPE	PRIOR. INDEX CODE	PRIORITY INDEX NUMBER	EXPOSURE FACTORS 1	2	3	4	5	AVG. EXP. HOURS	% ASB.
AU650	BASEMENT	4-8" PIPE FITTING	C	8.300E04	3	3	2	2	4	10.00	40
AU652	BASEMENT	4-8" PIPE FITTING	C	3.000E04	3	3	2	2	4	10.00	30
AU654	BASEMENT	<4" PIPE FITTING	C	1.500E04	2	3	2	2	4	10.00	40
AU656	BASEMENT	<4" PIPE FITTING	C	1.500E04	2	3	2	2	4	10.00	40
AU658	BASEMENT	<4" PIPE FITTING	C	1.500E04	2	3	2	2	4	10.00	40
AU649	BASEMENT	4-8" PIPE RUN	A	0	3	3	2	2	4	10.00	0
AU651	BASEMENT	4-8" PIPE RUN	A	0	3	3	2	2	4	10.00	0
AU653	BASEMENT	<4" PIPE RUN	A	0	2	3	1	2	4	10.00	0
AU655	BASEMENT	<4" PIPE RUN	A	0	2	3	1	2	4	10.00	0
AU657	BASEMENT	<4" PIPE RUN	A	0	2	3	1	2	4	10.00	0

Priority Index Codes
A [=] Long Term Corrective Measure
B [=] Review Management Special Considerations/Remarks
C [=] Army Asbestos Deficiency Abatement Project

Priority Index Numbers Are In Scientific Notation

Exposure Factors
1 [=] Material Friability
2 [=] Occupant Accessability
3 [=] Material Condition
4 [=] Level Of Activity
5 [=] Number Of Assigned Occupants

TABLE 40.5

COST ESTIMATE* - BUILDING 40, GOSSELIN HOUSING

TYPE OCCUPANCY: ADULTS (GOVERNMENT, PUBLIC) CHILDREN (SCHOOL, INFANTS, TODDLERS)

DESCRIPTION	UNIT COST ($)	AREA 1	AREA 2	TOTAL
Pipe Fittings (EA)				
<4"	70.30	1.0	-	1.0
4-8"	85.80	1.1	-	1.1
9-14"	147.00	-	-	-
>14"	216.00	-	-	-
Pipe Runs (LF)				
<4"	26.50	-	-	-
4-8"	30.50	-	-	-
9-14"	42.50	-	-	-
>14"	60.80	-	-	-
Sprayed/Troweled Ceilings (SF)	9.60	-	-	-
Floor Tile (SF)	5.60	-	0.5	0.5
Boilers/Tanks (SF)	37.90	-	-	-
Air Handling Equipment (SF)	20.00	-	-	-
Other		-	-	-
SUBTOTAL		2.1	0.5	2.6
Difficulty Allowance		-	-	-
SUBTOTAL		2.1	0.5	2.6
Decontamination Units		1.6	1.6	3.1
Mobilization		2.1	2.1	4.2
SUBTOTAL		5.7	4.2	9.9
Contingency @ 15.00%		0.9	0.6	1.5
SUBTOTAL		6.6	4.8	11.4
Design Fee @ 6.00%		0.4	0.3	0.7
SUBTOTAL		7.0	5.1	12.1
Air Monitoring		0.6	0.6	1.2
TOTAL		7.6	5.7	13.3

*Amounts Are In Thousands Of Dollars

**Less Than $100 For The Area; Amount Not Printed But Included In Total(s)

AREA 1: BASEMENT AREA 2: KITCHEN

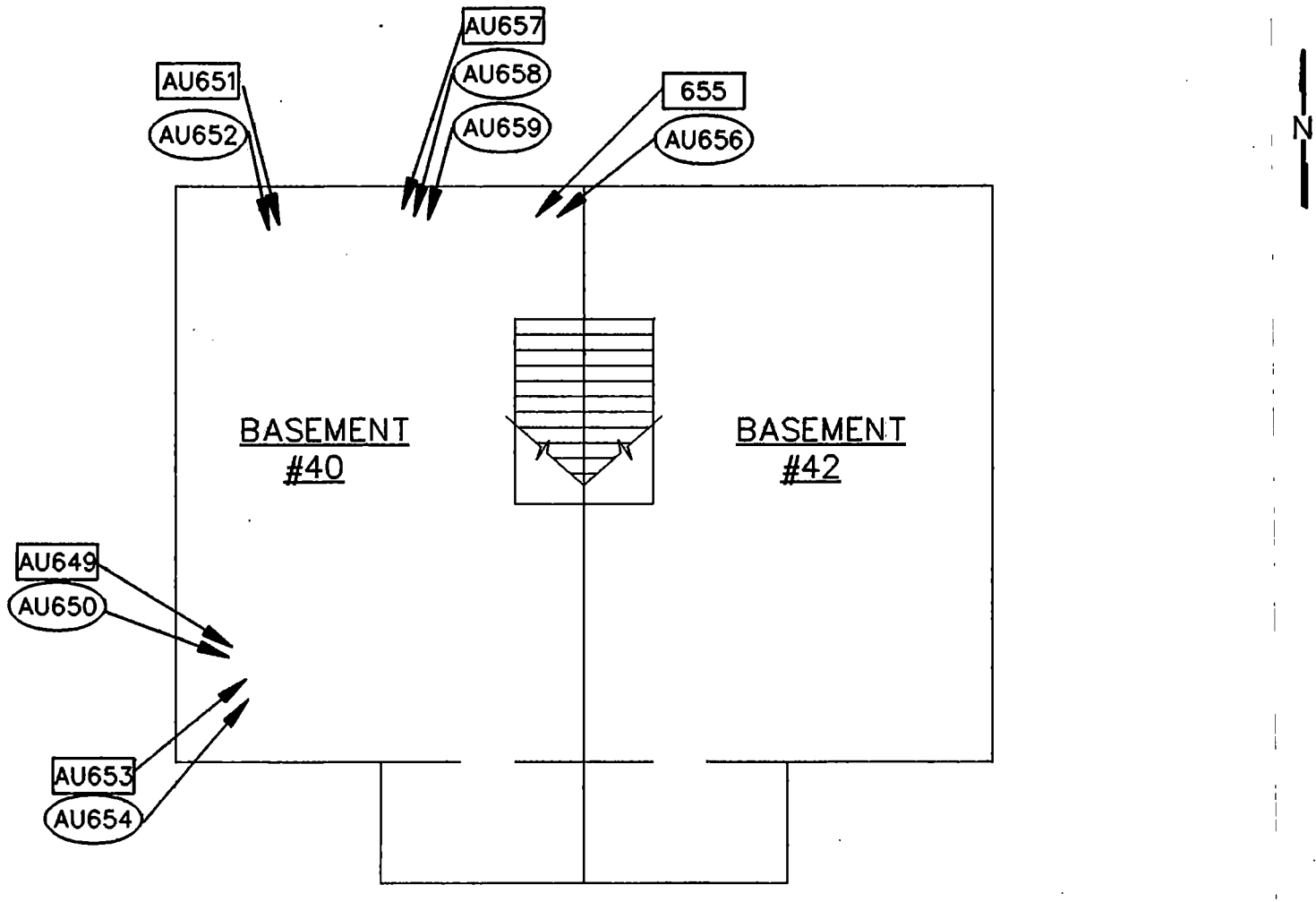

UNITS 40 AND 42, BASEMENT

N.T.S.

LEGEND

AZnnn POSITIVE SAMPLE

AZnnn NEGATIVE SAMPLE

WESTON
MANAGERS DESIGNERS/CONSULTANTS

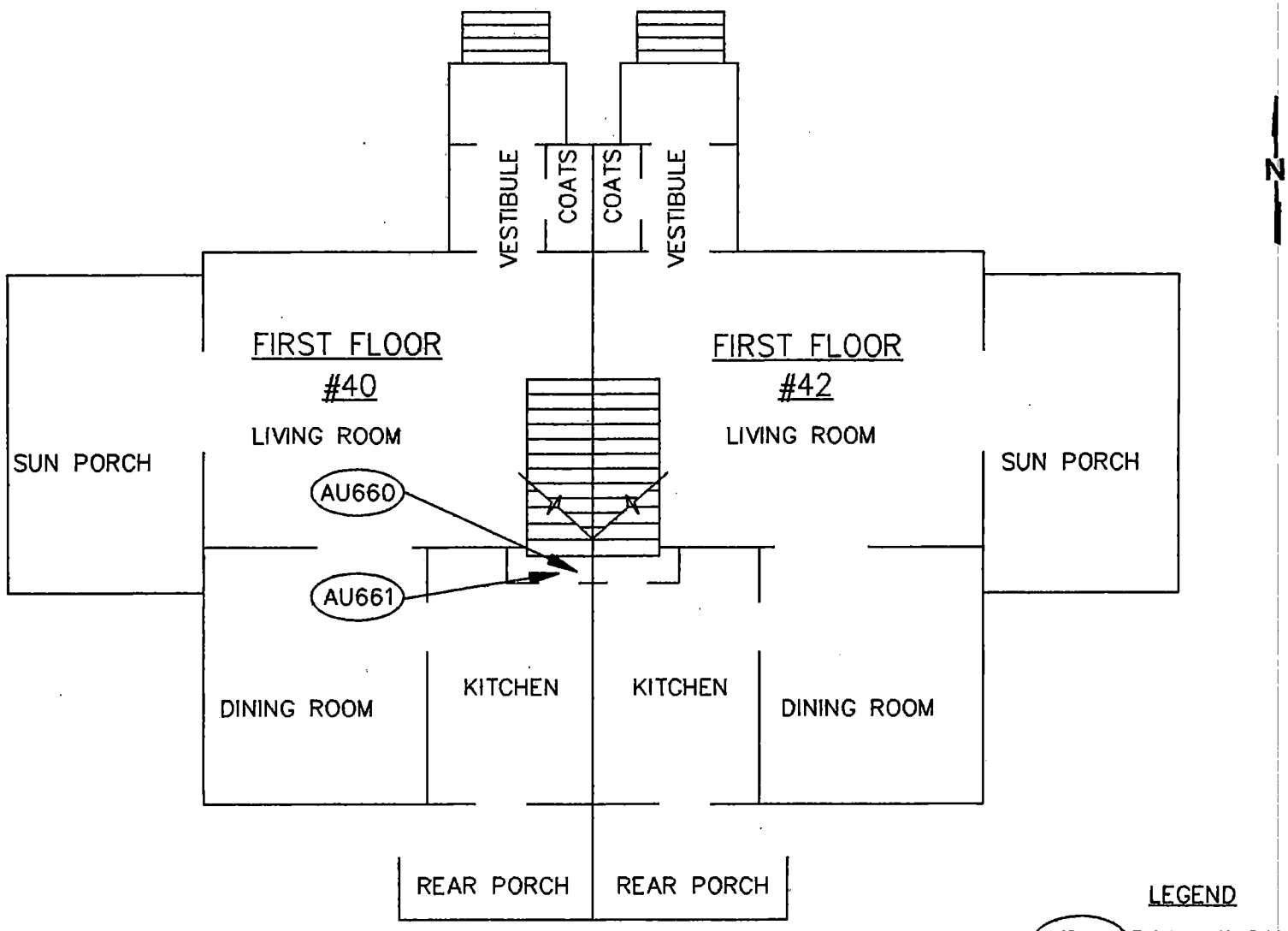

LEGEND

AZnnn POSITIVE SAMPLE

AZnnn NEGATIVE SAMPLE

UNITS 40 AND 42, FIRST FLOOR

N.T.S.

WESTON MANAGERS DESIGNERS/CONSULTANTS

218W

RUSSEL HOUSING

218W

RUSSEL HOUSING

218W.1 GENERAL

Building 218 West, Russel was surveyed by WESTON technicians on 27 January 1990.

The first three portions of this facility report summarize the results of this inspection.

Polarized Light Microscopy (PLM) with dispersion staining was used to analyze ten samples of suspect material collected from the building. Of these samples, nine were found to be asbestos-containing materials (ACM). Table 218W.1 lists the analytical results for the bulk samples.

218W.2 ACM AND EXPOSURE ASSESSMENT

The location, description, and analytical results for each bulk sample from Building 218 West Russel are presented in Table 218W.1. An area-by-area inventory of ACM is provided in Table 218W.2 and 218W.3. "Other Asbestos-Containing Materials," listed in Table 218W.3, are materials which do not match the standard caption categories listed in Table 218W.2. A prioritized listing of exposure assessments is presented in Table 218W.4. An itemized area-by-area cost estimate for removal and replacement is provided in Table 218W.5. The method by which removal/replacement costs are calculated is described in the ISSUES COMMON TO ALL BUILDINGS Section of this report. Building floor plans (see attachment) indicate sample locations and building area names as they are listed in Tables 218W.2 and 218W.5.

218W.3 RECOMMENDATIONS/CONCLUSIONS

WESTON recommends:

- The basement of this housing unit qualified for an Army Asbestos Deficiency Abatement Project (AADAP).

TABLE 24.1

BULK SAMPLE ANALYSIS RESULTS - BUILDING 24, RUSSEL HOUSING

TYPE OCCUPANCY: ADULTS (GOVERNMENT, PUBLIC) CHILDREN (SCHOOL, INFANTS, TODDLERS)

SAMPLE NO.	LOCATION	ITEM	DESCRIPTION	PERCENT ASBESTOS CH	AM	OT	LAYERED[a]
AP855	BASEMENT 24,S,BELOW CEILING	<4" PIPE FITTING	WHITE,STM,FITTING	50	-	-	NO
AP856	BASEMENT 24,SW,BELOW CEILING	<4" PIPE FITTING	WHITE,STM,FITTING	60	-	-	YES
AP857	BASEMENT 24,E,BELOW CEILING	4-8" PIPE RUN	WHITE,STM,PIPE RUN,HORIZONTAL	65	-	-	YES
AP858	BASEMENT 24,C,BELOW CEILING	4-8" PIPE RUN	WHITE,STM,PIPE RUN,HORIZONTAL	65	-	-	NO
AP859	BASEMENT 24,S,BELOW CEILING	<4" PIPE RUN	WHITE,STM,PIPE RUN	60	-	-	NO
AP860	BASEMENT 24,S,BELOW CEILING	DUPLICATE SAMPLE	WHITE,STM,PIPE RUN	65	-	-	YES
AP861	BASEMENT 24,N,BELOW CEILING	4-8" PIPE FITTING	WHITE,STM,FITTING	55	-	-	NO
AP862	BASEMENT 24,S,BELOW CEILING	4-8" PIPE FITTING	WHITE,STM,FITTING	45	-	-	YES
AP863	BASEMENT 24,E,BELOW CEILING	SPRAYED/TROWELED MATERIAL	WHITE,OTH,TROWEL-ON,VERTICAL	8	-	-	NO
AP864	KITCHEN 24,S,BELOW CEILING	FLOOR TILE	WHITE,OTH,FLOOR TILE,HORIZONTAL	-	-	-	NO

[a]Asbestos content presented for layered samples represents the highest concentration layer.

Quadrant Codes
C = Center
N = North
E = East
S = South
W = West
NE = Northeast
NW = Northwest
SE = Southeast
SW = Southwest

System Codes
STM = Steam
CHW = Chilled Water
HHW = Heating Hot Water
DOM = Domestic Water
OTH = Other
UNK = Unknown

Asbestos Types
CH = Chrysotile
AM = Amosite
OT = Other

TABLE 24.2

ASBESTOS-CONTAINING MATERIALS - BUILDING 24, RUSSEL HOUSING

TYPE OCCUPANCY: ADULTS (GOVERNMENT, PUBLIC) CHILDREN (SCHOOL, INFANTS, TODDLERS)

AREA	PIPE FITTINGS (EA)				PIPE RUNS (LF)				SPRAY/TROWELED CEILINGS (MSF)	FLOOR TILE (MSF)	BOILERS/ TANKS (MSF)	AIR HANDLING EQUIPMENT (MSF)	OTHER
	<4"	4-8"	9-14"	>14"	<4"	4-8"	9-14"	>14"					
BASEMENT 24	55	31	-	-	106	211	-	-	0.01	-	-	-	-
TOTALS	55	31	-	-	106	211	-	-	0.01	-	-	-	-

* Other material present in various units of measure. See Table 24.3 for material descriptions.

EA - Each
LF - Linear Feet
MSF - Thousand Square Feet

TABLE 24.3

OTHER ASBESTOS-CONTAINING MATERIAL - BUILDING 24, RUSSEL HOUSING

TYPE OCCUPANCY: ADULTS (GOVERNMENT, PUBLIC) CHILDREN (SCHOOL, INFANTS, TODDLERS)

AREA	MATERIAL TYPE	QUANTITY (UNIT)
NO OTHER ASBESTOS-CONTAINING MATERIAL FOUND IN THIS BUILDING		

EA - Each
LF - Linear Feet
MSF - Thousand Square Feet

F:\3886TAB1.TAB

TABLE 24.4

EXPOSURE ASSESSMENTS (PRIORITY ORDER) - BUILDING 24, RUSSEL HOUSING

TYPE OCCUPANCY: ADULTS (GOVERNMENT, PUBLIC) CHILDREN (SCHOOL, INFANTS, TODDLERS)

SAMPLE NO.	AREA	MATERIAL TYPE	PRIOR. INDEX CODE	PRIORITY INDEX NUMBER	EXPOSURE FACTORS 1	2	3	4	5	AVG. EXP. HOURS	% ASB.
AP861	BASEMENT 24	4-8" PIPE FITTING	C	1.060E04	3	3	1	1	2	40.00	55
AP862	BASEMENT 24	4-8" PIPE FITTING	C	1.060E04	3	3	1	1	2	40.00	45
AP857	BASEMENT 24	4-8" PIPE RUN	C	1.840E03	2	3	1	1	2	40.00	65
AP858	BASEMENT 24	4-8" PIPE RUN	C	1.840E03	2	3	1	1	2	40.00	65
AP859	BASEMENT 24	<4" PIPE RUN	C	1.840E03	2	3	1	1	2	40.00	60
AP855	BASEMENT 24	<4" PIPE FITTING	B	6.600E02	2	2	1	1	2	40.00	50
AP856	BASEMENT 24	<4" PIPE FITTING	B	6.600E02	2	2	1	1	2	40.00	60
AP863	BASEMENT 24	SPRAYED/TROWELED MATERIAL	B	6.600E02	3	3	1	1	2	40.00	8

Priority Index Codes
A [=] Long Term Corrective Measure
B [=] Review Management Special Considerations/Remarks
C [=] Army Asbestos Deficiency Abatement Project

Priority Index Numbers Are In Scientific Notation

Exposure Factors
1 [=] Material Friability
2 [=] Occupant Accessability
3 [=] Material Condition
4 [=] Level Of Activity
5 [=] Number Of Assigned Occupants

TABLE 24.5

COST ESTIMATE* - BUILDING 24, RUSSEL HOUSING

TYPE OCCUPANCY: ADULTS (GOVERNMENT, PUBLIC) CHILDREN (SCHOOL, INFANTS, TODDLERS)

DESCRIPTION	UNIT COST ($)	AREA 1	TOTAL
Pipe Fittings (EA)			
<4"	70.30	3.9	3.9
4-8"	85.80	2.7	2.7
9-14"	147.00	-	-
>14"	216.00	-	-
Pipe Runs (LF)			
<4"	26.50	2.8	2.8
4-8"	30.50	6.4	6.4
9-14"	42.50	-	-
>14"	60.80	-	-
Sprayed/Troweled Ceilings (SF)	9.60	**	**
Floor Tile (SF)	5.60	-	-
Boilers/Tanks (SF)	37.90	-	-
Air Handling Equipment (SF)	20.00	-	-
Other		-	-
SUBTOTAL		15.9	15.9
Difficulty Allowance		-	-
SUBTOTAL		15.9	15.9
Decontamination Units		3.1	3.1
Mobilization		4.2	4.2
SUBTOTAL		23.2	23.2
Contingency @ 15.00%		3.5	3.5
SUBTOTAL		26.6	26.6
Design Fee @ 6.00%		1.6	1.6
SUBTOTAL		28.2	28.2
Air Monitoring		2.8	2.8
TOTAL		31.1	31.1

*Amounts Are In Thousands Of Dollars

**Less Than $100 For The Area; Amount Not Printed But Included In Total(s)

AREA 1: BASEMENT 24

SECTION 218W.4

PHOTOGRAPHS

AP858 - 24 Russel Housing Unit Basement 4-8" Pipe Insulation
Tested Positive For Asbestos.

AP861 - 24 Russel Housing Unit Basement 408" Pipe Fitting Insulation Tested Positive For Asbestos.

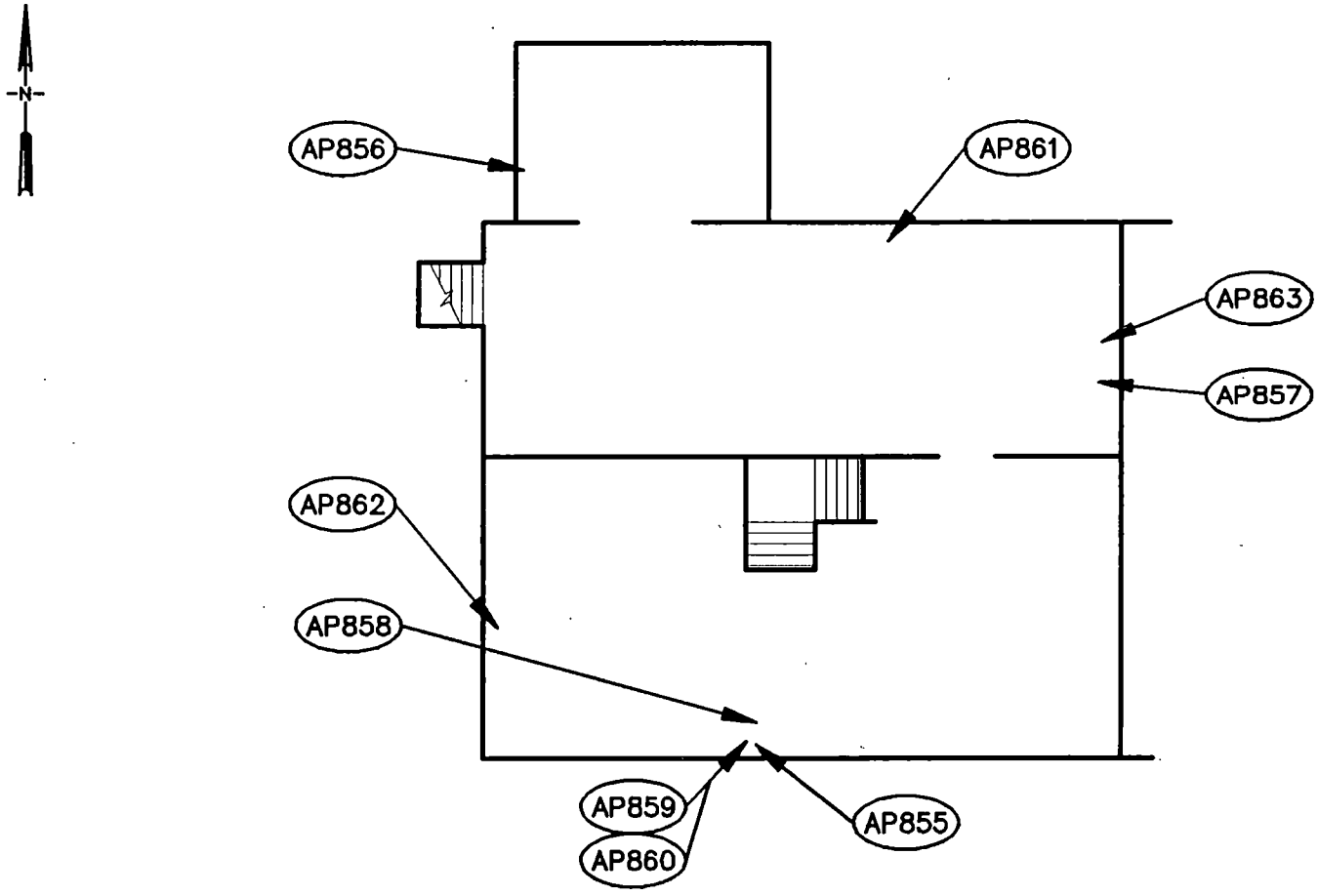

BUILDING 24, BASEMENT

N.T.S.

LEGEND

(AZnnn) POSITIVE SAMPLE

[AZnnn] NEGATIVE SAMPLE

WESTON
MANAGERS DESIGNERS/CONSULTANTS

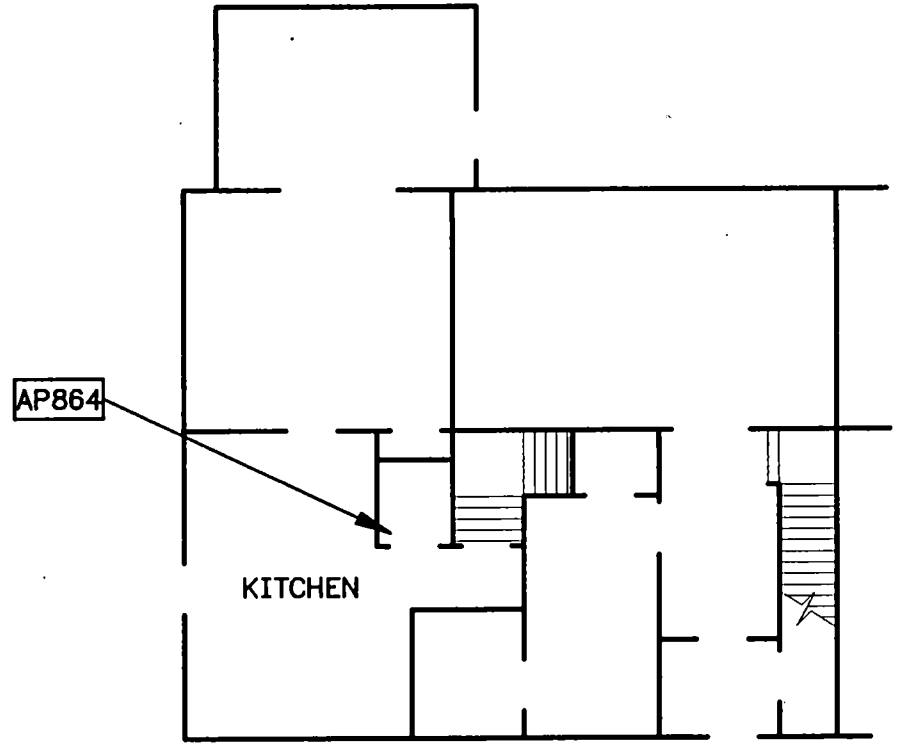

BUILDING 24, FIRST FLOOR

N.T.S.

LEGEND

(AZnnn) POSITIVE SAMPLE

[AZnnn] NEGATIVE SAMPLE

WESTON
MANAGERS DESIGNERS/CONSULTANTS

218E

RUSSEL HOUSING UNIT

218E

RUSSEL HOUSING

218E.1 GENERAL

Building 218 East, Russel was surveyed by WESTON technicians on 27 January 1990.

The first three portions of this facility report summarize the results of this inspection. Photographs of some sample locations are provided in Section 218E.4.

Polarized Light Microscopy (PLM) with dispersion staining was used to analyze five samples of suspect material collected from the building. All samples were found to be asbestos-containing materials (ACM). Table 218E.1 lists the analytical results for the bulk samples.

218E.2 ACM AND EXPOSURE ASSESSMENT

The location, description, and analytical results for each bulk sample from Building 26 Russel are presented in Table 218E.1. An area-by-area inventory of ACM is provided in Table 218E.2 and 218E.3. "Other Asbestos-Containing Materials," listed in Table 218E.3, are materials which do not match the standard caption categories listed in Table 218E.2. A prioritized listing of exposure assessments is presented in Table 218E.4. An itemized area-by-area cost estimate for removal and replacement is provided in Table 218E.5. The method by which removal/replacement costs are calculated is described in the ISSUES COMMON TO ALL BUILDINGS Section of this report. Building floor plans (see attachment) indicate sample locations and building area names as they are listed in Tables 218E.2 and 218E.5.

218E.3 RECOMMENDATIONS/CONCLUSIONS

WESTON recommends:

- The basement of this housing unit qualifies for an Army Asbestos Deficiency Abatement Project (AADAP).

TABLE 26.1

BULK SAMPLE ANALYSIS RESULTS - BUILDING 26, RUSSEL HOUSING

TYPE OCCUPANCY: ADULTS (GOVERNMENT, PUBLIC) CHILDREN (SCHOOL, INFANTS, TODDLERS)

SAMPLE NO.	LOCATION	ITEM	DESCRIPTION	PERCENT ASBESTOS CH	AM	OT	LAYERED[a]
AP865	BASEMENT 26,W,BELOW CEILING	SPRAYED/TROWELED MATERIAL	WHITE,OTH,TROWEL-ON,VERTICAL	25	-	-	YES
AP866	BASEMENT 26,N,BELOW CEILING	4-8" PIPE RUN	WHITE,STM,PIPE RUN,VERTICAL	50	-	-	YES
AP867	BASEMENT 26,N,BELOW CEILING	<4" PIPE FITTING	WHITE,STM,FITTING	50	-	-	NO
AP868	BASEMENT 26,N,BELOW CEILING	4-8" PIPE FITTING	WHITE,STM,FITTING	40	-	-	NO
AP871	KITCHEN 26,S,BELOW CEILING	FLOOR TILE	OTHER,OTH,FLOOR TILE,HORIZONTAL	<1	-	-	NO

[a]Asbestos content presented for layered samples represents the highest concentration layer.

Quadrant Codes
C = Center
N = North
E = East
S = South
W = West
NE = Northeast
NW = Northwest
SE = Southeast
SW = Southwest

System Codes
STM = Steam
CHW = Chilled Water
HHW = Heating Hot Water
DOM = Domestic Water
OTH = Other
UNK = Unknown

Asbestos Types
CH = Chrysotile
AM = Amosite
OT = Other

TABLE 26.2

ASBESTOS-CONTAINING MATERIALS - BUILDING 26, RUSSEL HOUSING

TYPE OCCUPANCY: ADULTS (GOVERNMENT, PUBLIC) CHILDREN (SCHOOL, INFANTS, TODDLERS)

AREA	PIPE FITTINGS (EA)				PIPE RUNS (LF)				SPRAY/TROWELED CEILINGS (MSF)	FLOOR TILE (MSF)	BOILERS/ TANKS (MSF)	AIR HANDLING EQUIPMENT (MSF)	OTHER
	<4"	4-8"	9-14"	>14"	<4"	4-8"	9-14"	>14"					
BASEMENT 26	23	34	-	-	60	190	-	-	0.01	-	-	-	-
BEDROOM 26	4	-	-	-	3	-	-	-	-	-	-	-	-
KITCHEN 26	-	-	-	-	-	-	-	-	-	0.15	-	-	-
TOTALS	27	34	-	-	63	190	-	-	0.01	0.15	-	-	-

* Other material present in various units of measure. See Table 26.3 for material descriptions.

EA - Each
LF - Linear Feet
MSF - Thousand Square Feet

TABLE 26.3

OTHER ASBESTOS-CONTAINING MATERIAL - BUILDING 26, RUSSEL HOUSING

TYPE OCCUPANCY: ADULTS (GOVERNMENT, PUBLIC) CHILDREN (SCHOOL, INFANTS, TODDLERS)

AREA	MATERIAL TYPE	QUANTITY (UNIT)
NO OTHER ASBESTOS-CONTAINING MATERIAL FOUND IN THIS BUILDING		

EA - Each
LF - Linear Feet
MSF - Thousand Square Feet

F:\3886TAB1.TAB

TABLE 26.4

EXPOSURE ASSESSMENTS (PRIORITY ORDER) - BUILDING 26, RUSSEL HOUSING

TYPE OCCUPANCY: ADULTS (GOVERNMENT, PUBLIC) CHILDREN (SCHOOL, INFANTS, TODDLERS)

SAMPLE NO.	AREA	MATERIAL TYPE	PRIOR. INDEX CODE	PRIORITY INDEX NUMBER	EXPOSURE FACTORS 1	2	3	4	5	AVG. EXP. HOURS	% ASB.
AP868	BASEMENT 26	4-8" PIPE FITTING	C	1.590E04	3	2	2	1	3	40.00	40
AP866	BASEMENT 26	4-8" PIPE RUN	C	5.700E03	3	2	1	1	3	40.00	50
AP867	BASEMENT 26	<4" PIPE FITTING	C	5.700E03	3	2	1	1	3	40.00	50
AP865	BASEMENT 26	SPRAYED/TROWELED MATERIAL	C	2.070E03	3	2	1	1	3	40.00	25
AP859	BASEMENT 26	<4" PIPE RUN	C	1.840E03	2	3	1	1	2	40.00	60
AP855	BEDROOM 26	<4" PIPE FITTING	A	5.800E00	3	1	1	1	1	40.00	50
AP859	BEDROOM 26	<4" PIPE RUN	A	5.800E00	3	1	1	1	1	40.00	60

Priority Index Codes
A [=] Long Term Corrective Measure
B [=] Review Management Special Considerations/Remarks
C [=] Army Asbestos Deficiency Abatement Project

Priority Index Numbers Are In Scientific Notation

Exposure Factors
1 [=] Material Friability
2 [=] Occupant Accessability
3 [=] Material Condition
4 [=] Level Of Activity
5 [=] Number Of Assigned Occupants

TABLE 26.5

COST ESTIMATE* - BUILDING 26, RUSSEL HOUSING

TYPE OCCUPANCY: ADULTS (GOVERNMENT, PUBLIC) CHILDREN (SCHOOL, INFANTS, TODDLERS)

DESCRIPTION	UNIT COST ($)	AREA 1	AREA 2	AREA 3	TOTAL
Pipe Fittings (EA)					
<4"	70.30	1.6	0.3	-	1.9
4-8"	85.80	2.9	-	-	2.9
9-14"	147.00	-	-	-	-
>14"	216.00	-	-	-	-
Pipe Runs (LF)					
<4"	26.50	1.6	**	-	1.7
4-8"	30.50	5.8	-	-	5.8
9-14"	42.50	-	-	-	-
>14"	60.80	-	-	-	-
Sprayed/Troweled Ceilings (SF)	9.60	**	-	-	**
Floor Tile (SF)	5.60	-	-	0.8	0.8
Boilers/Tanks (SF)	37.90	-	-	-	-
Air Handling Equipment (SF)	20.00	-	-	-	-
Other		-	-	-	-
SUBTOTAL		12.0	0.4	0.8	13.2
Difficulty Allowance		-	0.4	-	0.4
SUBTOTAL		12.0	0.7	0.8	13.6
Decontamination Units		1.0	1.0	1.0	3.1
Mobilization		1.4	1.4	1.4	4.2
SUBTOTAL		14.4	3.2	3.3	20.9
Contingency @ 15.00%		2.2	0.5	0.5	3.1
SUBTOTAL		16.6	3.6	3.8	24.0
Design Fee @ 6.00%		1.0	0.2	0.2	1.4
SUBTOTAL		17.6	3.8	4.0	25.4
Air Monitoring		0.8	0.8	0.8	2.5
TOTAL		18.5	4.7	4.8	28.0

*Amounts Are In Thousands Of Dollars

**Less Than $100 For The Area; Amount Not Printed But Included In Total(s)

AREA 1: BASEMENT 26
AREA 2: BEDROOM 26
AREA 3: KITCHEN 26

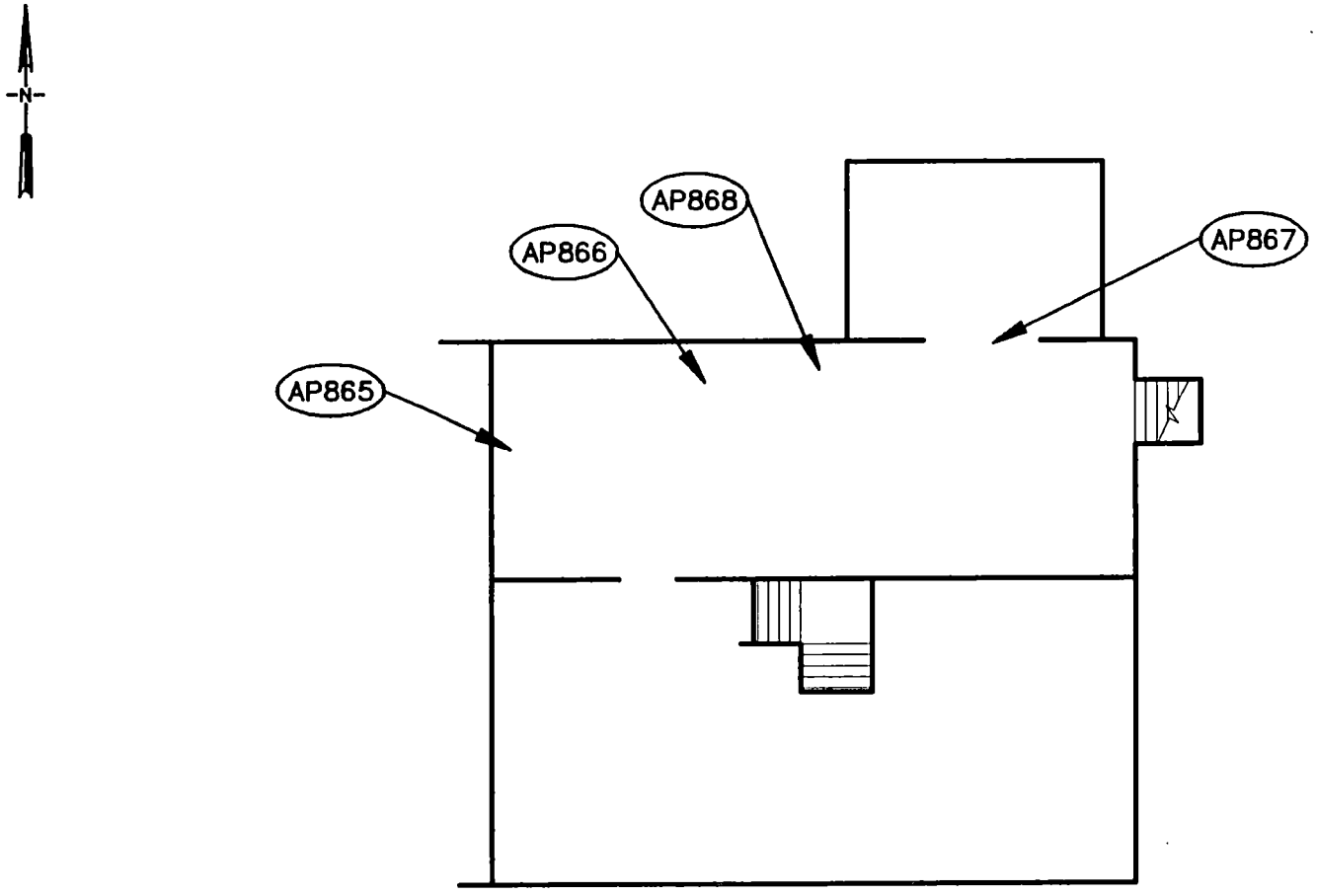

BUILDING 26, BASEMENT

N.T.S.

LEGEND

(AZnnn) POSITIVE SAMPLE

[AZnnn] NEGATIVE SAMPLE

WESTON
MANAGERS DESIGNERS/CONSULTANTS

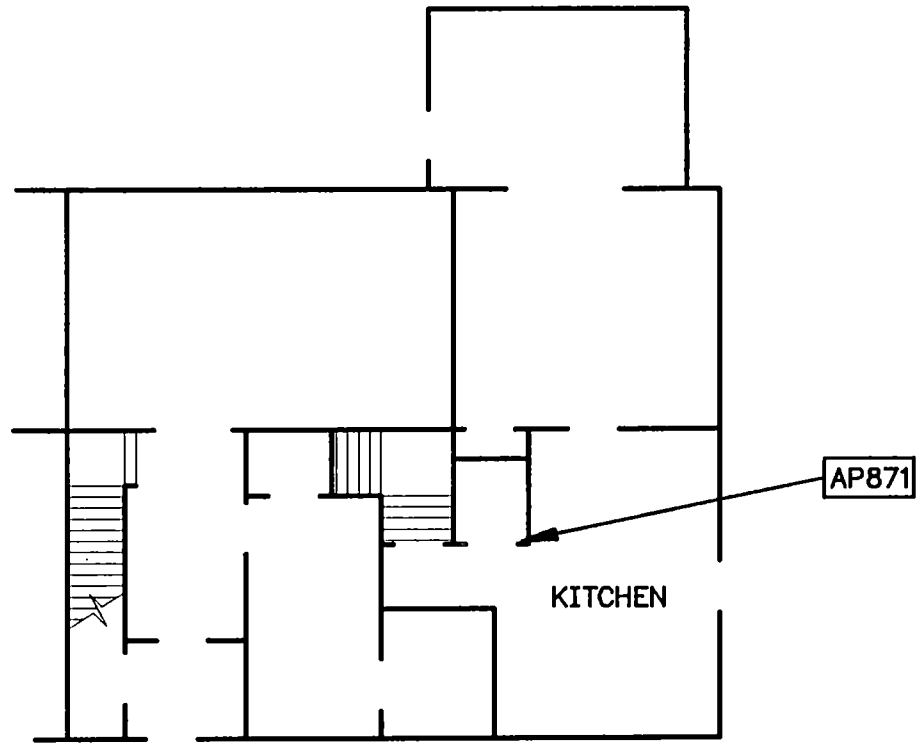

BUILDING 26, FIRST FLOOR

N.T.S.

LEGEND

(AZnnn) POSITIVE SAMPLE

[AZnnn] NEGATIVE SAMPLE

WESTON
MANAGERS DESIGNERS/CONSULTANTS

221

RUSSEL HOUSING

221

RUSSEL HOUSING

221.1 GENERAL

Building 221, Russel was surveyed by WESTON technicians on 24 January 1990.

The first three portions of this facility report summarize the results of this inspection.

Polarized Light Microscopy (PLM) with dispersion staining was used to analyze 13 samples of suspect material collected from the building. Of these samples, 11 were found to be asbestos-containing materials (ACM). Table 221.1 lists the analytical results for the bulk samples.

221.2 ACM AND EXPOSURE ASSESSMENT

The location, description, and analytical results for each bulk sample from Building 221 Russel are presented Table 221.1. An area-by-area inventory of ACM is provided in Table 221.2 and 221.3. "Other Asbestos-Containing Materials," listed in Table 221.3, are materials which do not match the standard caption categories listed in Table 221.2. A prioritized listing of exposure assessments is presented in Table 221.4. An itemized area-by-area cost estimate for removal and replacement is provided in Table 221.5. The method by which removal/replacement costs are calculated is described in the ISSUES COMMON TO ALL BUILDINGS Section of this report. Building floor plans (see attachment) indicate sample locations and building area names as they are listed in Tables 221.2 and 221.5.

221.3 RECOMMENDATIONS/CONCLUSIONS

WESTON recommends:

- The basement and garage of this housing unit qualifies for an Army Asbestos Deficiency Abatement Program (AADAP).

TABLE 36.1

BULK SAMPLE ANALYSIS RESULTS - BUILDING 36, RUSSEL HOUSING

TYPE OCCUPANCY: ADULTS (GOVERNMENT, PUBLIC) CHILDREN (SCHOOL, INFANTS, TODDLERS)

SAMPLE NO.	LOCATION	ITEM	DESCRIPTION	PERCENT ASBESTOS CH	AM	OT	LAYERED[a]
AP894	CRAWL SPACE,N,BELOW CEILING	<4" PIPE RUN	GRAY,UNK,PIPE RUN,HORIZONTAL	10	15	<1	NO
AP895	CRAWL SPACE,N,BELOW CEILING	<4" PIPE FITTING	GRAY,UNK,FITTING	45	-	-	NO
AP896	CRAWL SPACE,N,BELOW CEILING	4-8" PIPE FITTING	GRAY,UNK,FITTING	40	-	-	YES
AP897	CRAWL SPACE,S,BELOW CEILING	4-8" PIPE FITTING	GRAY,UNK,FITTING	45	-	-	YES
AP898	ATTIC,C,BELOW CEILING	SPRAYED/TROWELED MATERIAL	GRAY,UNK,SPRAY-IN,HORIZONTAL	-	-	-	NO
AP899	CRAWL SPACE,N,BELOW CEILING	4-8" PIPE RUN	GRAY,UNK,PIPE RUN,HORIZONTAL	5	20	<1	NO
AU800	CRAWL SPACE,N,BELOW CEILING	DUPLICATE SAMPLE	GRAY,UNK,PIPE RUN,HORIZONTAL	10	30	1	NO
AU801	ATTIC,NE,BELOW CEILING	SPRAYED/TROWELED MATERIAL	GRAY,UNK,SPRAY-IN,HORIZONTAL	-	-	-	NO
AU802	GARAGE,S,BELOW CEILING	4-8" PIPE FITTING	GRAY,STM,FITTING,HORIZONTAL	60	-	-	NO
AU803	GARAGE,N,BELOW CEILING	4-8" PIPE RUN	GRAY,STM,PIPE RUN	75	-	-	YES
AU804	GARAGE,S,BELOW CEILING	4-8" PIPE RUN	GRAY,STM,PIPE RUN,HORIZONTAL	40	-	-	YES
AU805	CRAWL SPACE,N,BELOW CEILING	<4" PIPE FITTING	WHITE,STM,FITTING,HORIZONTAL	40	-	-	YES
AU806	CRAWL SPACE,S,BELOW CEILING	<4" PIPE RUN	WHITE,STM,PIPE RUN,HORIZONTAL	10	30	<1	NO

[a]Asbestos content presented for layered samples represents the highest concentration layer.

Quadrant Codes
C = Center
N = North
E = East
S = South
W = West
NE = Northeast
NW = Northwest
SE = Southeast
SW = Southwest

System Codes
STM = Steam
CHW = Chilled Water
HHW = Heating Hot Water
DOM = Domestic Water
OTH = Other
UNK = Unknown

Asbestos Types
CH = Chrysotile
AM = Amosite
OT = Other

TABLE 36.2

ASBESTOS-CONTAINING MATERIALS - BUILDING 36, RUSSEL HOUSING

TYPE OCCUPANCY: ADULTS (GOVERNMENT, PUBLIC) CHILDREN (SCHOOL, INFANTS, TODDLERS)

AREA	PIPE FITTINGS (EA)				PIPE RUNS (LF)				SPRAY/TROWELED CEILINGS (MSF)	FLOOR TILE (MSF)	BOILERS/ TANKS (MSF)	AIR HANDLING EQUIPMENT (MSF)	OTHER
	<4"	4-8"	9-14"	>14"	<4"	4-8"	9-14"	>14"					
BASEMENT	8	8	-	-	12	56	-	-	-	-	-	-	-
CRAWL SPACE	5	27	-	-	11	46	-	-	-	-	-	-	-
GARAGE	-	1	-	-	-	51	-	-	-	-	-	-	-
TOTALS	13	36	-	-	23	153	-	-	-	-	-	-	-

* Other material present in various units of measure. See Table 36.3 for material descriptions.

EA - Each
LF - Linear Feet
MSF - Thousand Square Feet

TABLE 36.3

OTHER ASBESTOS-CONTAINING MATERIAL - BUILDING 36, RUSSEL HOUSING

TYPE OCCUPANCY: ADULTS (GOVERNMENT, PUBLIC) CHILDREN (SCHOOL, INFANTS, TODDLERS)

AREA	MATERIAL TYPE	QUANTITY (UNIT)
NO OTHER ASBESTOS-CONTAINING MATERIAL FOUND IN THIS BUILDING		

EA - Each
LF - Linear Feet
MSF - Thousand Square Feet

F:\3886TAB1.TAB

TABLE 36.4

EXPOSURE ASSESSMENTS (PRIORITY ORDER) - BUILDING 36, RUSSEL HOUSING

TYPE OCCUPANCY: ADULTS (GOVERNMENT, PUBLIC) CHILDREN (SCHOOL, INFANTS, TODDLERS)

SAMPLE NO.	AREA	MATERIAL TYPE	PRIOR. INDEX CODE	PRIORITY INDEX NUMBER	EXPOSURE FACTORS 1	2	3	4	5	AVG. EXP. HOURS	% ASB.
AU802	GARAGE	4-8" PIPE FITTING	C	2.075E04	3	3	2	2	2	5.00	60
AP897	BASEMENT	4-8" PIPE FITTING	C	7.500E03	3	3	1	2	2	5.00	45
AU803	GARAGE	4-8" PIPE RUN	C	7.500E03	3	3	1	2	2	5.00	75
AU804	GARAGE	4-8" PIPE RUN	C	7.500E03	3	3	1	2	2	5.00	40
AU805	BASEMENT	<4" PIPE FITTING	C	7.500E03	3	3	1	2	2	5.00	40
AP899	BASEMENT	4-8" PIPE RUN	C	2.750E03	3	3	1	2	2	5.00	26
AP899	GARAGE	4-8" PIPE RUN	C	2.750E03	3	3	1	2	2	5.00	26
AU806	BASEMENT	<4" PIPE RUN	C	1.325E03	3	3	1	1	2	5.00	41
AP895	CRAWL SPACE	<4" PIPE FITTING	A	1.450E-1	3	1	1	1	1	1.00	45
AP896	CRAWL SPACE	4-8" PIPE FITTING	A	1.450E-1	3	1	1	1	1	1.00	40
AP897	CRAWL SPACE	4-8" PIPE FITTING	A	1.450E-1	3	1	1	1	1	1.00	45
AU805	CRAWL SPACE	<4" PIPE FITTING	A	1.450E-1	3	1	1	1	1	1.00	40
AU806	CRAWL SPACE	<4" PIPE RUN	A	1.450E-1	3	1	1	1	1	1.00	41
AP894	CRAWL SPACE	<4" PIPE RUN	A	5.250E-2	3	1	1	1	1	1.00	26
AP899	CRAWL SPACE	4-8" PIPE RUN	A	5.250E-2	3	1	1	1	1	1.00	26
AP898	ATTIC	SPRAYED/TROWELED MATERIAL	A	0	3	3	1	1	1	1.00	0
AU801	ATTIC	SPRAYED/TROWELED MATERIAL	A	0	3	3	1	1	1	1.00	0

Priority Index Codes
A [=] Long Term Corrective Measure
B [=] Review Management Special Considerations/Remarks
C [=] Army Asbestos Deficiency Abatement Project

Priority Index Numbers Are In Scientific Notation

Exposure Factors
1 [=] Material Friability
2 [=] Occupant Accessability
3 [=] Material Condition
4 [=] Level Of Activity
5 [=] Number Of Assigned Occupants

TABLE 36.5

COST ESTIMATE* - BUILDING 36, RUSSEL HOUSING

TYPE OCCUPANCY: ADULTS (GOVERNMENT, PUBLIC) CHILDREN (SCHOOL, INFANTS, TODDLERS)

DESCRIPTION	UNIT COST ($)	AREA 1	AREA 2	AREA 3	TOTAL
Pipe Fittings (EA)					
<4"	70.30	0.6	0.4	-	0.9
4-8"	85.80	0.7	2.3	**	3.1
9-14"	147.00	-	-	-	-
>14"	216.00	-	-	-	-
Pipe Runs (LF)					
<4"	26.50	0.3	0.3	-	0.6
4-8"	30.50	1.7	1.4	1.6	4.7
9-14"	42.50	-	-	-	-
>14"	60.80	-	-	-	-
Sprayed/Troweled Ceilings (SF)	9.60	-	-	-	-
Floor Tile (SF)	5.60	-	-	-	-
Boilers/Tanks (SF)	37.90	-	-	-	-
Air Handling Equipment (SF)	20.00	-	-	-	-
Other		-	-	-	-
SUBTOTAL		3.3	4.4	1.6	9.3
Difficulty Allowance		-	2.2	-	2.2
SUBTOTAL		3.3	6.5	1.6	11.5
Decontamination Units		0.3	0.3	0.3	0.8
Mobilization		0.5	0.5	0.5	1.5
SUBTOTAL		4.0	7.3	2.4	13.8
Contingency @ 15.00%		0.6	1.1	0.4	2.1
SUBTOTAL		4.6	8.4	2.8	15.8
Design Fee @ 6.00%		0.3	0.5	0.2	0.9
SUBTOTAL		4.9	8.9	2.9	16.8
Air Monitoring		0.6	0.6	0.6	1.7
TOTAL		5.5	9.5	3.5	18.5

*Amounts Are In Thousands Of Dollars

**Less Than $100 For The Area; Amount Not Printed But Included In Total(s)

AREA 1: BASEMENT
AREA 2: CRAWL SPACE
AREA 3: GARAGE

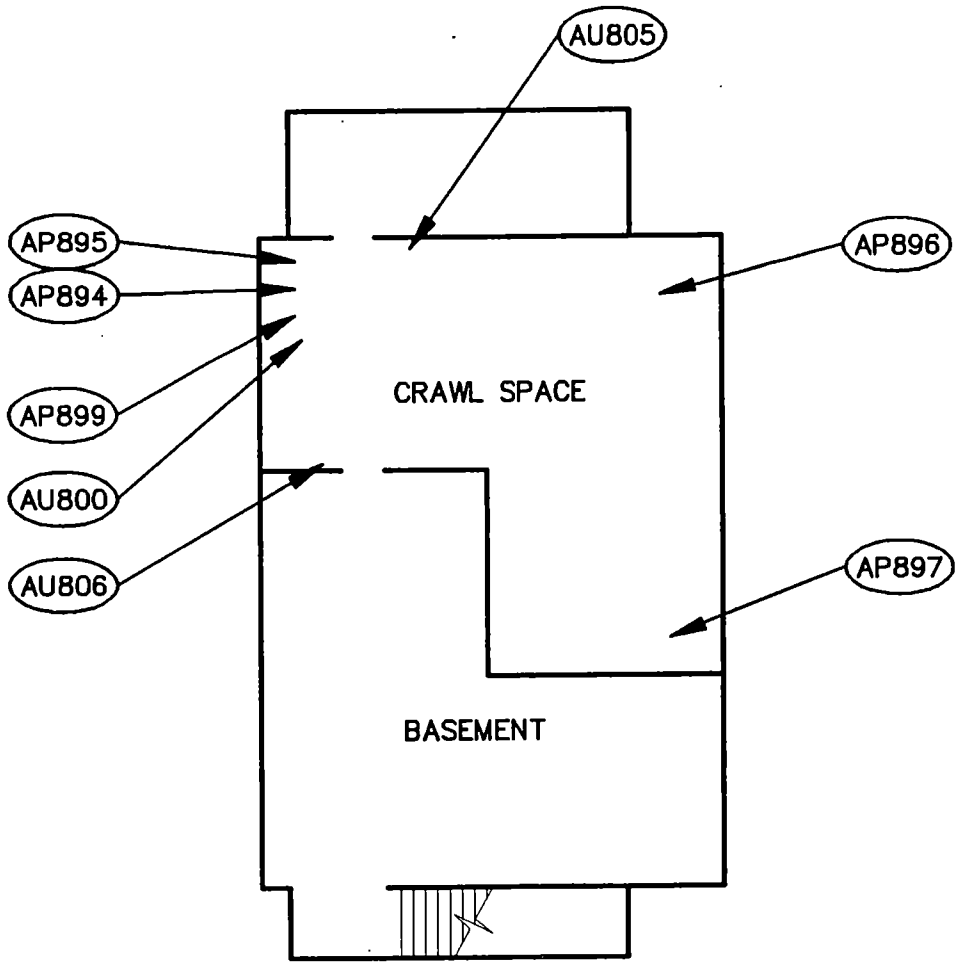

BUILDING 36, BASEMENT

N.T.S.

LEGEND

AZnnn POSITIVE SAMPLE

AZnnn NEGATIVE SAMPLE

WESTON MANAGERS DESIGNERS/CONSULTANTS

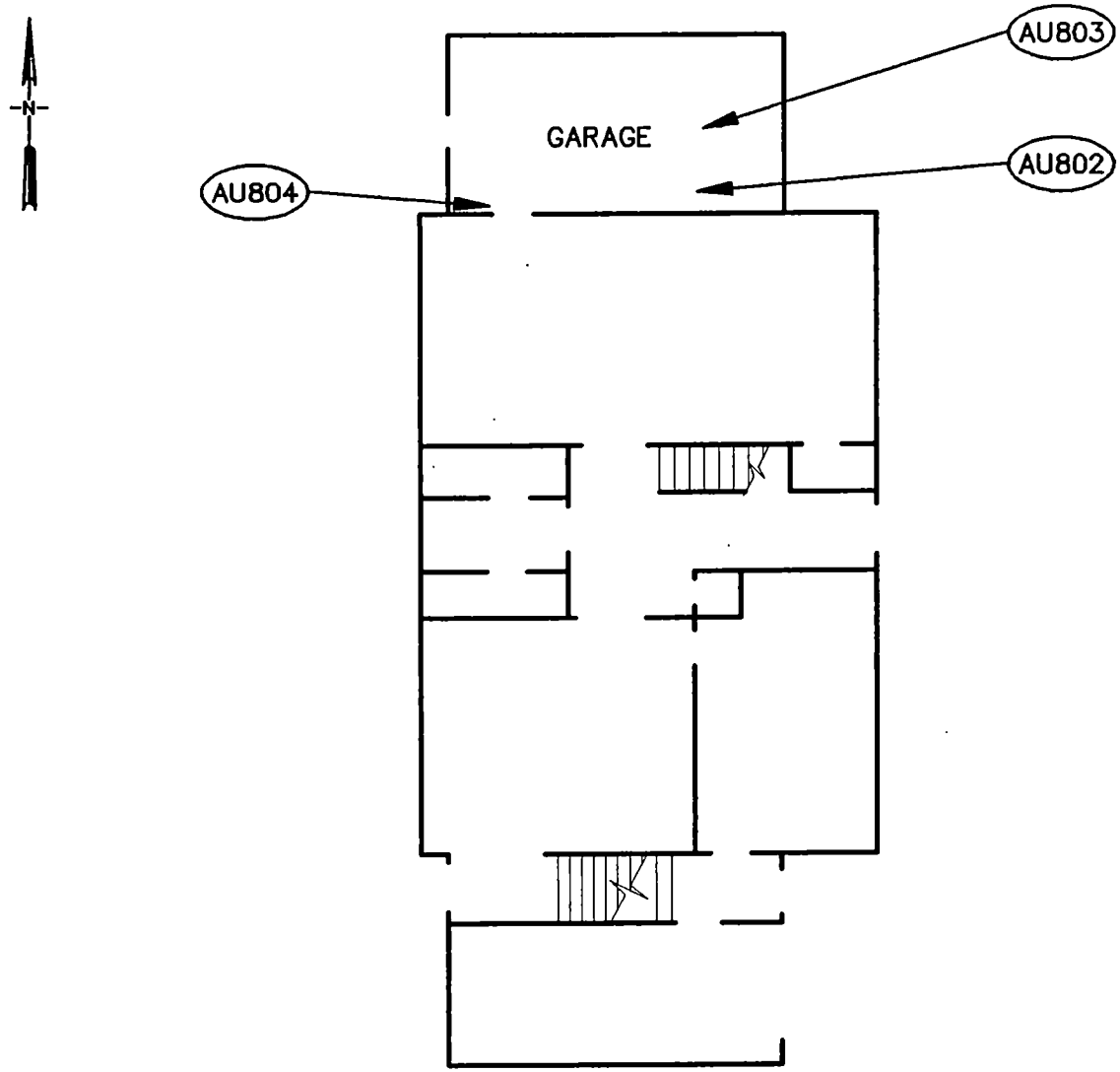

BUILDING 36, FIRST

N.T.S.

LEGEND

(AZnnn) POSITIVE SAMPLE

[AZnnn] NEGATIVE SAMPLE

WESTON
MANAGERS DESIGNERS/CONSULTANTS

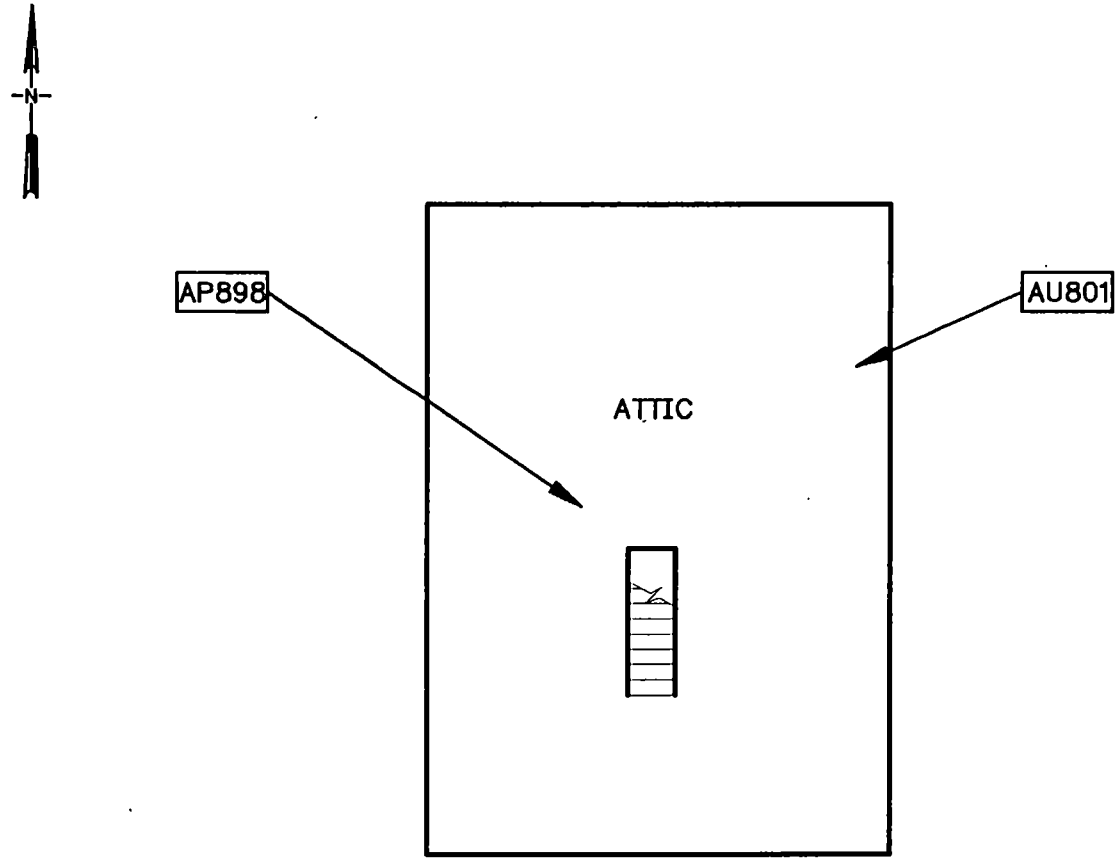

BUILDING 36, ATTIC

N.T.S.

LEGEND

AZnnn POSITIVE SAMPLE

AZnnn NEGATIVE SAMPLE

WESTON
MANAGERS DESIGNERS/CONSULTANTS

233W

GOSSELIN HOUSING UNIT

233W

GOSSELIN HOUSING

233W.1 GENERAL

Building 233 West, Gosselin was surveyed by WESTON technicians on 22 January 1990.

The first three portions of this facility report summarize the results of this inspection.

Polarized Light Microscopy (PLM) with dispersion staining was used to analyze seven samples of suspect material collected from the building. Of these samples, five were found to be asbestos-containing materials (ACM). Table 233W.1 lists the analytical results for the bulk samples.

233W.2 ACM AND EXPOSURE ASSESSMENT

The location, description, and analytical results for each bulk sample from Building 234 West Gosselin are presented in Table 233W.1. An area-by-area inventory of ACM is provided in Table 233W.2 and 233W.3. "Other Asbestos-Containing Materials," listed in Table 233W.3, are materials which do not match the standard caption categories listed in Table 233W.2. A prioritized listing of exposure assessments is presented in Table 233W.4. An itemized area-by-area cost estimate for removal and replacement is provided in Table 233W.5. The method by which removal/replacement costs are calculated is described in the ISSUES COMMON TO ALL BUILDINGS Section of this report. Building floor plans (see attachment) indicate sample locations and building area names as they are listed in Tables 233W.2 and 233W.5.

233W.3 RECOMMENDATIONS/CONCLUSIONS

WESTON recommends:

- The basement of this housing unit qualifies for an Army Asbestos Deficiency Abatement Project (AADAP).

TABLE 2.1

BULK SAMPLE ANALYSIS RESULTS - BUILDING 2, GOSSELIN HOUSING

TYPE OCCUPANCY: ADULTS (GOVERNMENT, PUBLIC) CHILDREN (SCHOOL, INFANTS, TODDLERS)

SAMPLE NO.	LOCATION	ITEM	DESCRIPTION	PERCENT ASBESTOS CH	AM	OT	LAYERED[a]
AU613	BASEMENT,N,BELOW CEILING	4-8" PIPE RUN	GRAY,HHW,PIPE RUN,HORIZONTAL	50	-	-	YES
AU614	BASEMENT,S,BELOW CEILING	4-8" PIPE RUN	GRAY,HHW,PIPE RUN,VERTICAL	50	-	-	YES
AU615	BASEMENT,S,BELOW CEILING	4-8" PIPE FITTING	WHITE,HHW,FITTING,HORIZONTAL	60	-	-	NO
AU616	BASEMENT,S,BELOW CEILING	<4" PIPE RUN	GRAY,HHW,PIPE RUN,VERTICAL	-	-	-	YES
AU617	KITCHEN,N,BELOW CEILING	FLOOR TILE	BROWN,OTH,FLOOR TILE,HORIZONTAL	10	-	-	NO
AU618	KITCHEN,N,BELOW CEILING	DUPLICATE SAMPLE	BROWN,OTH,FLOOR TILE,HORIZONTAL	7	-	-	NO
AU619	WASHROOM,S,BELOW CEILING	FLOOR TILE	TAN,OTH,FLOOR TILE,HORIZONTAL	-	-	-	NO

[a]Asbestos content presented for layered samples represents the highest concentration layer.

Quadrant Codes
C = Center
N = North
E = East
S = South
W = West
NE = Northeast
NW = Northwest
SE = Southeast
SW = Southwest

System Codes
STM = Steam
CHW = Chilled Water
HHW = Heating Hot Water
DOM = Domestic Water
OTH = Other
UNK = Unknown

Asbestos Types
CH = Chrysotile
AM = Amosite
OT = Other

TABLE 2.2

ASBESTOS-CONTAINING MATERIALS - BUILDING 2, GOSSELIN HOUSING

TYPE OCCUPANCY: ADULTS (GOVERNMENT, PUBLIC) CHILDREN (SCHOOL, INFANTS, TODDLERS)

AREA	PIPE FITTINGS (EA)				PIPE RUNS (LF)				SPRAY/TROWELED CEILINGS (MSF)	FLOOR TILE (MSF)	BOILERS/ TANKS (MSF)	AIR HANDLING EQUIPMENT (MSF)	OTHER
	<4"	4-8"	9-14"	>14"	<4"	4-8"	9-14"	>14"					
BASEMENT	-	5	-	-	-	13	-	-	-	-	-	-	-
KITCHEN	-	-	-	-	-	-	-	-	-	0.09	-	-	-
TOTALS	-	5	-	-	-	13	-	-	-	0.09	-	-	-

* Other material present in various units of measure. See Table 2.3 for material descriptions.

EA - Each
LF - Linear Feet
MSF - Thousand Square Feet

TABLE 2.3

OTHER ASBESTOS-CONTAINING MATERIAL - BUILDING 2, GOSSELIN HOUSING

TYPE OCCUPANCY: ADULTS (GOVERNMENT, PUBLIC) CHILDREN (SCHOOL, INFANTS, TODDLERS)

AREA	MATERIAL TYPE	QUANTITY (UNIT)
NO OTHER ASBESTOS-CONTAINING MATERIAL FOUND IN THIS BUILDING		

EA - Each
LF - Linear Feet
MSF - Thousand Square Feet

F:\3886TAB1.TAB

TABLE 2.4

EXPOSURE ASSESSMENTS (PRIORITY ORDER) - BUILDING 2, GOSSELIN HOUSING

TYPE OCCUPANCY: ADULTS (GOVERNMENT, PUBLIC) CHILDREN (SCHOOL, INFANTS, TODDLERS)

SAMPLE NO.	AREA	MATERIAL TYPE	PRIOR. INDEX CODE	PRIORITY INDEX NUMBER	EXPOSURE FACTORS 1	2	3	4	5	AVG. EXP. HOURS	% ASB.
AU615	BASEMENT	4-8" PIPE FITTING	C	1.125E04	3	3	2	1	3	10.00	60
AU613	BASEMENT	4-8" PIPE RUN	A	5.925E00	1	3	2	1	3	10.00	50
AU614	BASEMENT	4-8" PIPE RUN	A	5.925E00	1	3	2	1	3	10.00	50
AU616	BASEMENT	<4" PIPE RUN	A	0	1	3	2	1	3	10.00	0

Priority Index Codes
A [=] Long Term Corrective Measure
B [=] Review Management Special Considerations/Remarks
C [=] Army Asbestos Deficiency Abatement Project

Priority Index Numbers Are In Scientific Notation

Exposure Factors
1 [=] Material Friability
2 [=] Occupant Accessability
3 [=] Material Condition
4 [=] Level Of Activity
5 [=] Number Of Assigned Occupants

TABLE 2.5

COST ESTIMATE* - BUILDING 2, GOSSELIN HOUSING

TYPE OCCUPANCY: ADULTS (GOVERNMENT, PUBLIC) CHILDREN (SCHOOL, INFANTS, TODDLERS)

DESCRIPTION	UNIT COST ($)	AREA 1	AREA 2	TOTAL
Pipe Fittings (EA)				
<4"	70.30	-	-	-
4-8"	85.80	0.4	-	0.4
9-14"	147.00	-	-	-
>14"	216.00	-	-	-
Pipe Runs (LF)				
<4"	26.50	-	-	-
4-8"	30.50	0.4	-	0.4
9-14"	42.50	-	-	-
>14"	60.80	-	-	-
Sprayed/Troweled Ceilings (SF)	9.60	-	-	-
Floor Tile (SF)	5.60	-	0.5	0.5
Boilers/Tanks (SF)	37.90	-	-	-
Air Handling Equipment (SF)	20.00	-	-	-
Other		-	-	-
SUBTOTAL		0.8	0.5	1.3
Difficulty Allowance		-	-	-
SUBTOTAL		0.8	0.5	1.3
Decontamination Units		1.6	1.6	3.1
Mobilization		2.1	2.1	4.2
SUBTOTAL		4.5	4.2	8.6
Contingency @ 15.00%		0.7	0.6	1.3
SUBTOTAL		5.1	4.8	9.9
Design Fee @ 6.00%		0.3	0.3	0.6
SUBTOTAL		5.5	5.1	10.5
Air Monitoring		0.5	0.5	1.1
TOTAL		6.0	5.6	11.6

*Amounts Are In Thousands Of Dollars

**Less Than $100 For The Area; Amount Not Printed But Included In Total(s)

AREA 1: BASEMENT AREA 2: KITCHEN

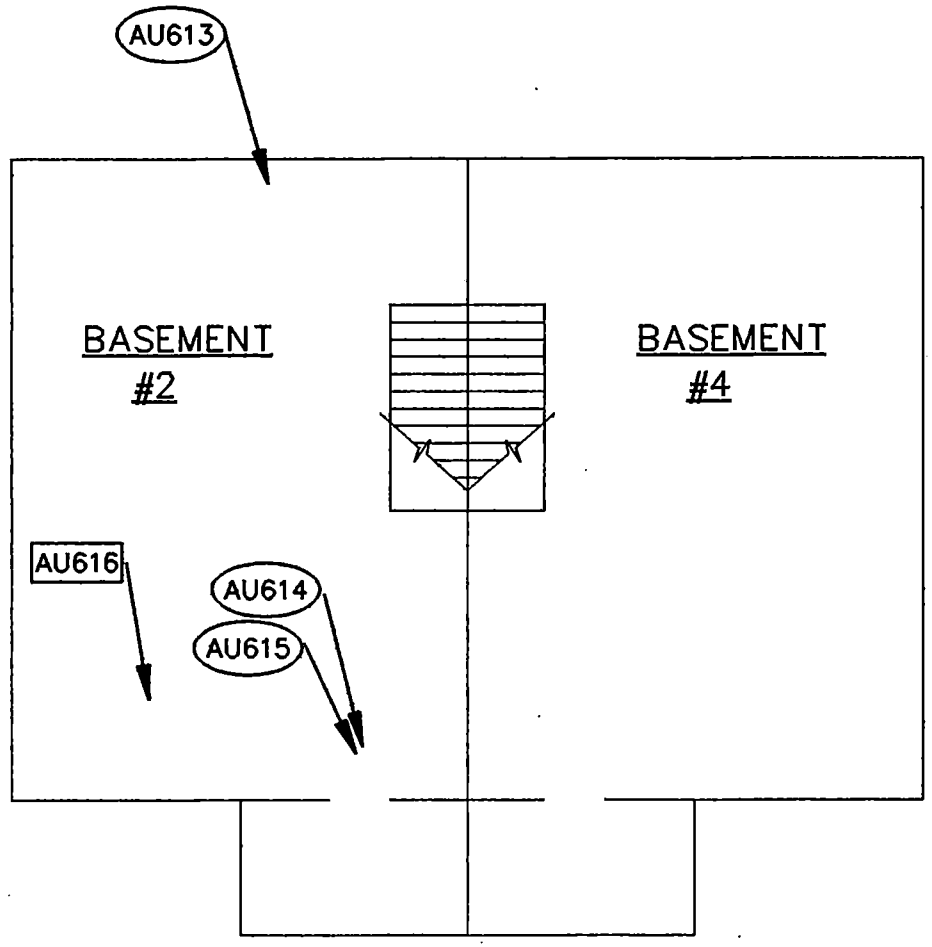

UNITS 2 AND 4, BASEMENT

N.T.S.

LEGEND

(AZnnn) POSITIVE SAMPLE

[AZnnn] NEGATIVE SAMPLE

WESTON
MANAGERS DESIGNERS/CONSULTANTS

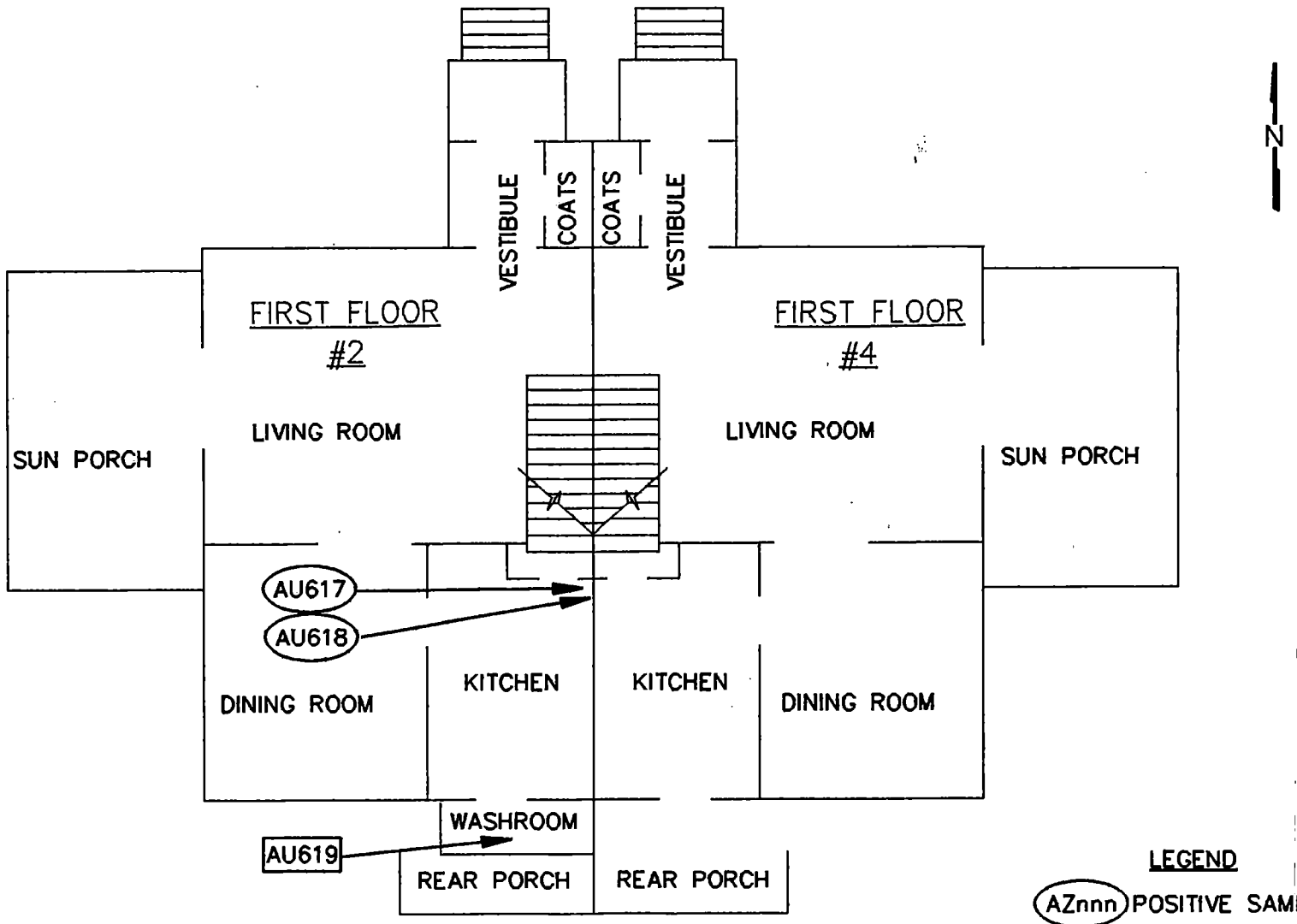

UNITS 2 AND 4, FIRST FLOOR

N.T.S.

LEGEND

AZnnn POSITIVE SAMPLE

AZnnn NEGATIVE SAMPLE

WESTON MANAGERS DESIGNERS/CONSULTANTS

233W-8

234E

GOSSELIN HOUSING UNIT

234E

GOSSELIN HOUSING

234E.1 GENERAL

Building 234 East, Gosselin was surveyed by WESTON technicians on 22 January 1990.

The first three portions of this facility report summarize the results of this inspection.

Polarized Light Microscopy (PLM) with dispersion staining was used to analyze 14 samples of suspect material collected from the building. All were found to be asbestos-containing materials (ACM). Table 234E.1 lists the analytical results for the bulk samples.

234E.2 ACM AND EXPOSURE ASSESSMENT

The location, description, and analytical results for each bulk sample from Building 234 East Gosselin are presented in Table 234E.1. An area-by-area inventory of ACM is provided in Table 234E.2 and 234E.3. "Other Asbestos-Containing Materials," listed in Table 234E.3, are materials which do not match the standard caption categories listed in Table 234E.2. A prioritized listing of exposure assessments is presented in Table 234E.4. An itemized area-by-area cost estimate for removal and replacement is provided in Table 234E.5. The method by which removal/replacement costs are calculated is described in the ISSUES COMMON TO ALL BUILDINGS Section of this report. Building floor plans (see attachment) indicate sample locations and building area names as they are listed in Tables 234E.2 and 234E.5.

234E.3 RECOMMENDATIONS/CONCLUSIONS

WESTON recommends:

- The basement of this housing unit qualifies for an Army Asbestos Deficiency Abatement Project (AADAP).

TABLE 1.1

BULK SAMPLE ANALYSIS RESULTS - BUILDING 1, GOSSELIN HOUSING

TYPE OCCUPANCY: ADULTS (GOVERNMENT, PUBLIC) CHILDREN (SCHOOL, INFANTS, TODDLERS)

SAMPLE NO.	LOCATION	ITEM	DESCRIPTION	PERCENT ASBESTOS CH	AM	OT	LAYERED[a]
AU601	BASEMENT,NW,BELOW CEILING	4-8" PIPE RUN	GRAY,HHW,PIPE RUN,HORIZONTAL	35	-	-	YES
AU602	BASEMENT,SW,BELOW CEILING	4-8" PIPE FITTING	GRAY,HHW,FITTING,HORIZONTAL	20	-	-	NO
AU603	BASEMENT,SE,BELOW CEILING	4-8" PIPE FITTING	GRAY,HHW,FITTING,HORIZONTAL	20	-	-	NO
AU604	BASEMENT,SE,BELOW CEILING	4-8" PIPE RUN	GRAY,HHW,PIPE RUN,HORIZONTAL	45	-	-	NO
AU605	BASEMENT,SE,BELOW CEILING	4-8" PIPE FITTING	GRAY,HHW,FITTING,HORIZONTAL	25	-	-	NO
AU606	BASEMENT,C,BELOW CEILING	<4" PIPE RUN	GRAY,HHW,PIPE RUN,HORIZONTAL	5	-	-	YES
AU607	BASEMENT,C,BELOW CEILING	<4" PIPE RUN	GRAY,HHW,PIPE RUN,HORIZONTAL	7	-	-	YES
AU608	BASEMENT,C,BELOW CEILING	<4" PIPE FITTING	GRAY,HHW,FITTING,HORIZONTAL	35	-	-	NO
AU609	BASEMENT,C,BELOW CEILING	DUPLICATE SAMPLE	GRAY,HHW,FITTING,HORIZONTAL	30	-	-	NO
AU610	BASEMENT,C,BELOW CEILING	<4" PIPE FITTING	GRAY,HHW,FITTING,HORIZONTAL	30	-	-	NO
AU611	KITCHEN,SW,BELOW CEILING	FLOOR TILE	BROWN,OTH,FLOOR TILE,HORIZONTAL	10	-	-	NO
AU612	KITCHEN,SW,BELOW CEILING	DUPLICATE SAMPLE	BROWN,OTH,FLOOR TILE,HORIZONTAL	7	-	-	NO
AZ998	BASEMENT,SE,BELOW CEILING	4-8" PIPE RUN	GRAY,HHW,PIPE RUN,HORIZONTAL	55	-	-	NO
AZ999	BASEMENT,SE,BELOW CEILING	DUPLICATE SAMPLE	GRAY,HHW,PIPE RUN,HORIZONTAL	15	-	-	YES

[a]Asbestos content presented for layered samples represents the highest concentration layer.

Quadrant Codes
C = Center
N = North
E = East
S = South
W = West
NE = Northeast
NW = Northwest
SE = Southeast
SW = Southwest

System Codes
STM = Steam
CHW = Chilled Water
HHW = Heating Hot Water
DOM = Domestic Water
OTH = Other
UNK = Unknown

Asbestos Types
CH = Chrysotile
AM = Amosite
OT = Other

TABLE 1.2

ASBESTOS-CONTAINING MATERIALS - BUILDING 1, GOSSELIN HOUSING

TYPE OCCUPANCY: ADULTS (GOVERNMENT, PUBLIC) CHILDREN (SCHOOL, INFANTS, TODDLERS)

AREA	PIPE FITTINGS (EA)				PIPE RUNS (LF)				SPRAY/TROWELED CEILINGS (MSF)	FLOOR TILE (MSF)	BOILERS/ TANKS (MSF)	AIR HANDLING EQUIPMENT (MSF)	OTHER
	<4"	4-8"	9-14"	>14"	<4"	4-8"	9-14"	>14"					
BASEMENT	14	14	-	-	121	92	-	-	-	-	-	-	-
KITCHEN	-	-	-	-	-	-	-	-	-	0.09	-	-	-
TOTALS	14	14	-	-	121	92	-	-	-	0.09	-	-	-

* Other material present in various units of measure. See Table 1.3 for material descriptions.

EA - Each
LF - Linear Feet
MSF - Thousand Square Feet

TABLE 1.3

OTHER ASBESTOS-CONTAINING MATERIAL - BUILDING 1, GOSSELIN HOUSING

TYPE OCCUPANCY: ADULTS (GOVERNMENT, PUBLIC) CHILDREN (SCHOOL, INFANTS, TODDLERS)

AREA	MATERIAL TYPE	QUANTITY (UNIT)
NO OTHER ASBESTOS-CONTAINING MATERIAL FOUND IN THIS BUILDING		

EA - Each
LF - Linear Feet
MSF - Thousand Square Feet

F:\3886TAB1.TAB

TABLE 1.4

EXPOSURE ASSESSMENTS (PRIORITY ORDER) - BUILDING 1, GOSSELIN HOUSING

TYPE OCCUPANCY: ADULTS (GOVERNMENT, PUBLIC) CHILDREN (SCHOOL, INFANTS, TODDLERS)

SAMPLE NO.	AREA	MATERIAL TYPE	PRIOR. INDEX CODE	PRIORITY INDEX NUMBER	EXPOSURE FACTORS 1	2	3	4	5	AVG. EXP. HOURS	% ASB.
AU602	BASEMENT	4-8" PIPE FITTING	C	3.975E03	3	3	2	1	3	10.00	20
AU603	BASEMENT	4-8" PIPE FITTING	C	3.975E03	3	3	2	1	3	10.00	20
AU605	BASEMENT	4-8" PIPE FITTING	C	3.975E03	3	3	2	1	3	10.00	25
AU608	BASEMENT	<4" PIPE FITTING	C	3.975E03	3	3	2	1	3	10.00	35
AU610	BASEMENT	<4" PIPE FITTING	C	3.975E03	3	3	2	1	3	10.00	30
AU604	BASEMENT	4-8" PIPE RUN	A	2.100E00	1	3	1	1	3	10.00	45
AZ998	BASEMENT	4-8" PIPE RUN	A	2.100E00	1	3	1	1	3	10.00	55
AU601	BASEMENT	4-8" PIPE RUN	A	7.500E-1	1	3	1	1	3	10.00	35
AU606	BASEMENT	<4" PIPE RUN	A	1.350E-1	1	3	1	1	3	10.00	5
AU607	BASEMENT	<4" PIPE RUN	A	1.350E-1	1	3	1	1	3	10.00	7

Priority Index Codes
A [=] Long Term Corrective Measure
B [=] Review Management Special Considerations/Remarks
C [=] Army Asbestos Deficiency Abatement Project

Priority Index Numbers Are In Scientific Notation

Exposure Factors
1 [=] Material Friability
2 [=] Occupant Accessability
3 [=] Material Condition
4 [=] Level Of Activity
5 [=] Number Of Assigned Occupants

TABLE 1.5

COST ESTIMATE* - BUILDING 1, GOSSELIN HOUSING

TYPE OCCUPANCY: ADULTS (GOVERNMENT, PUBLIC) CHILDREN (SCHOOL, INFANTS, TODDLERS)

DESCRIPTION	UNIT COST ($)	AREA 1	AREA 2	TOTAL
Pipe Fittings (EA)				
<4"	70.30	1.0	-	1.0
4-8"	85.80	1.2	-	1.2
9-14"	147.00	-	-	-
>14"	216.00	-	-	-
Pipe Runs (LF)				
<4"	26.50	3.2	-	3.2
4-8"	30.50	2.8	-	2.8
9-14"	42.50	-	-	-
>14"	60.80	-	-	-
Sprayed/Troweled Ceilings (SF)	9.60	-	-	-
Floor Tile (SF)	5.60	-	0.5	0.5
Boilers/Tanks (SF)	37.90	-	-	-
Air Handling Equipment (SF)	20.00	-	-	-
Other		-	-	-
SUBTOTAL		8.2	0.5	8.7
Difficulty Allowance		-	-	-
SUBTOTAL		8.2	0.5	8.7
Decontamination Units		1.6	1.6	3.1
Mobilization		2.1	2.1	4.2
SUBTOTAL		11.8	4.2	16.0
Contingency @ 15.00%		1.8	0.6	2.4
SUBTOTAL		13.6	4.8	18.4
Design Fee @ 6.00%		0.8	0.3	1.1
SUBTOTAL		14.4	5.1	19.5
Air Monitoring		1.0	1.0	2.0
TOTAL		15.4	6.0	21.5

*Amounts Are In Thousands Of Dollars

**Less Than $100 For The Area; Amount Not Printed But Included In Total(s)

AREA 1: BASEMENT AREA 2: KITCHEN

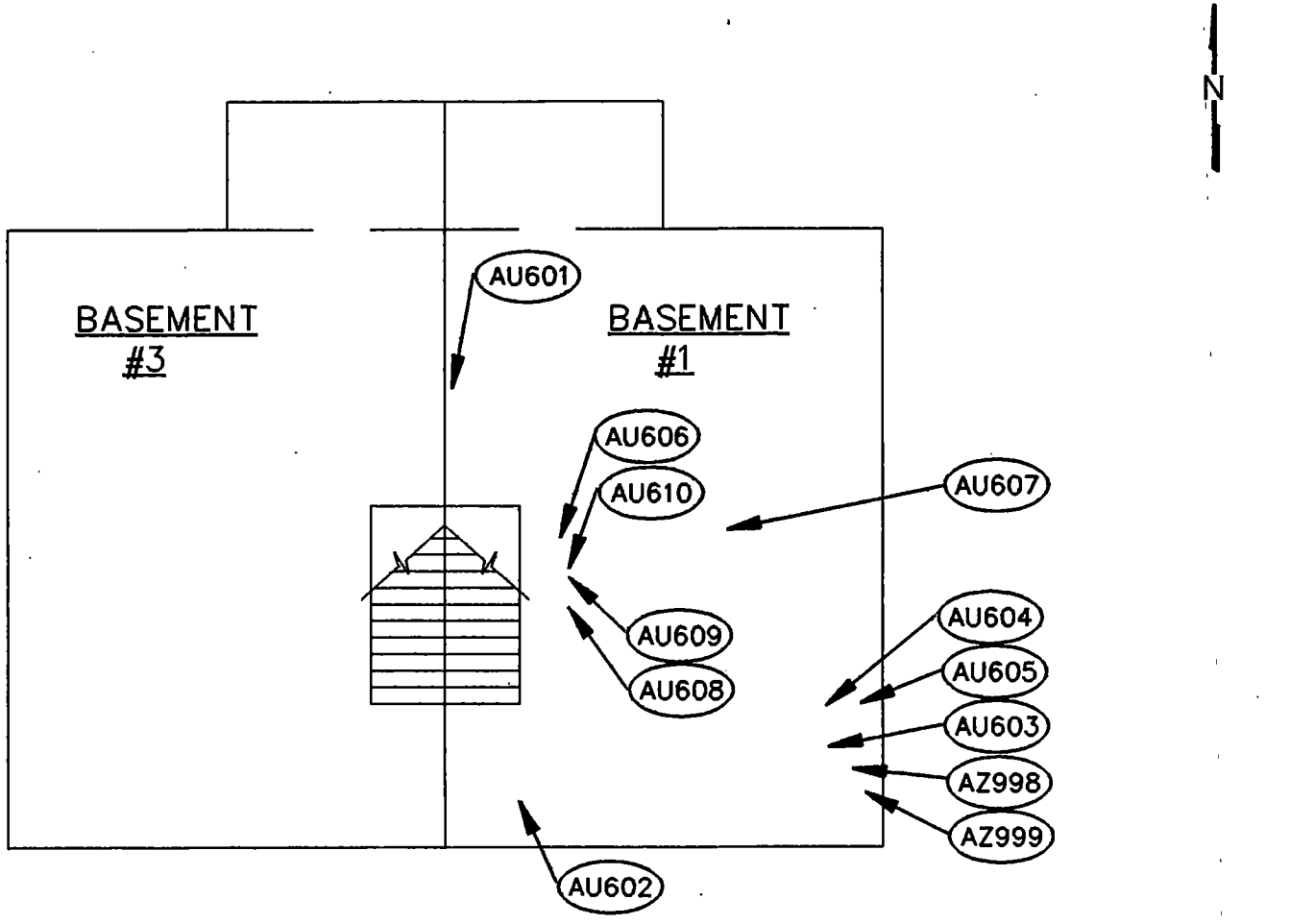

UNITS 1 AND 3, BASEMENT

N.T.S.

LEGEND

(AZnnn) POSITIVE SAMPLE

[AZnnn] NEGATIVE SAMPLE

WESTON MANAGERS DESIGNERS/CONSULTANTS

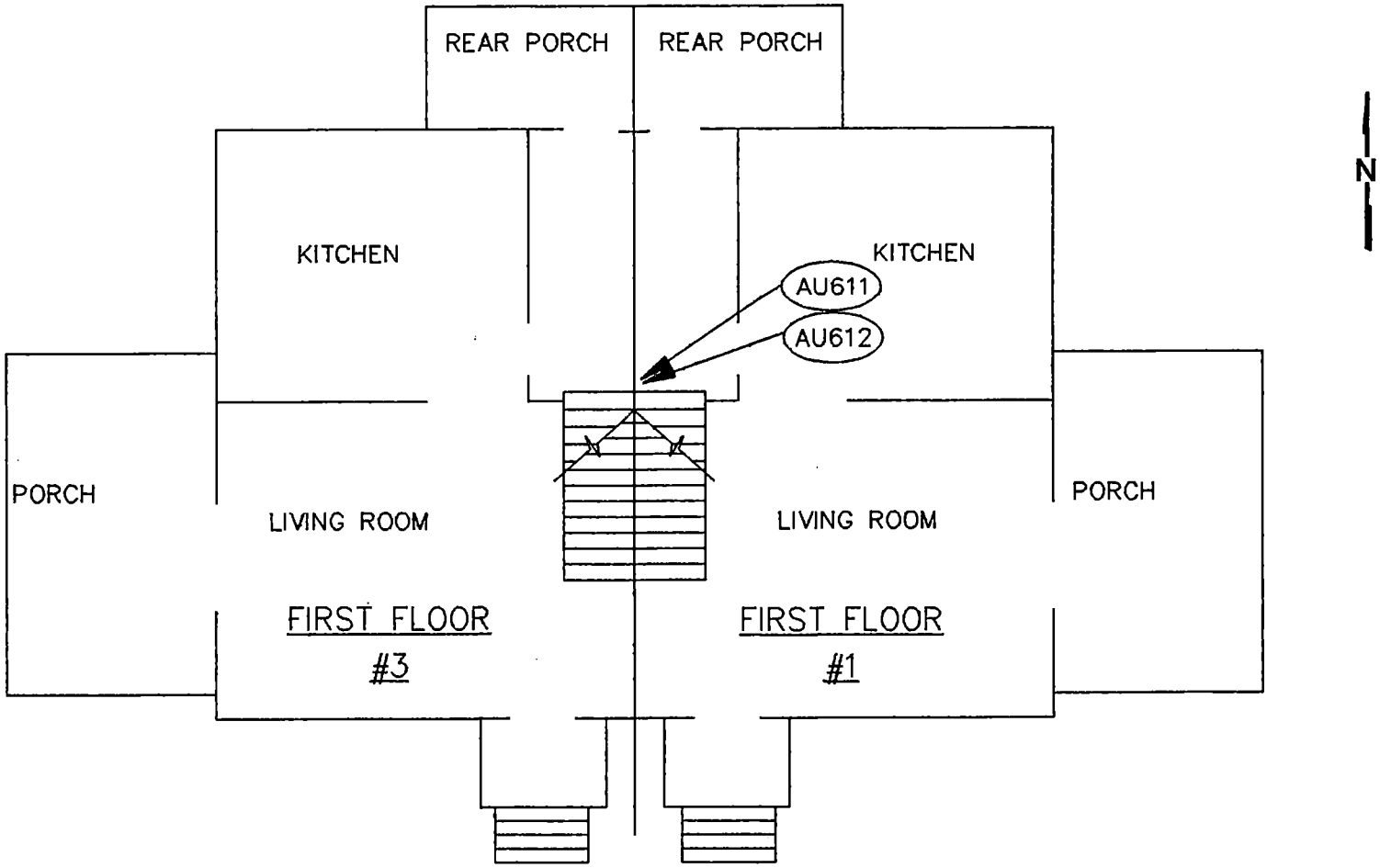

LEGEND

AZnnn POSITIVE SAMPLE

AZnnn NEGATIVE SAMPLE

UNITS 1 AND 3, FIRST FLOOR

N.T.S.

WESTON MANAGERS DESIGNERS/CONSULTANTS

241E

GOSSELIN HOUSING UNIT

241E

GOSSELIN HOUSING

241E.1 GENERAL

Building 241 East, Gosselin was surveyed by WESTON technicians on 23 January 1990.

The first three portions of this facility report summarize the results of this inspection.

Polarized Light Microscopy (PLM) with dispersion staining was used to analyze 14 samples of suspect material collected from the building. All samples were found to be asbestos-containing materials (ACM). Table 241E.1 lists the analytical results for the bulk samples.

241E.2 ACM AND EXPOSURE ASSESSMENT

The location, description, and analytical results for each bulk sample from Building 241 East Gosselin are presented in Table 241E.1. An area-by-area inventory of ACM is provided in Table 241E.2 and 241E.3. "Other Asbestos-Containing Materials," listed in Table 241E.3, are materials which do not match the standard caption categories listed in Table 241E.2. A prioritized listing of exposure assessments is presented in Table 241E.4. An itemized area-by-area cost estimate for removal and replacement is provided in Table 241E.5. The method by which removal/replacement costs are calculated is described in the ISSUES COMMON TO ALL BUILDINGS Section of this report. Building floor plans (see attachment) indicate sample locations and building area names as they are listed in Tables 241E.2 and 241E.5.

241E.3 RECOMMENDATIONS/CONCLUSIONS

WESTON recommends:

- The basement of this housing unit qualifies for an Army Asbestos Deficiency Abatement Program (AADAP).

TABLE 18.1

BULK SAMPLE ANALYSIS RESULTS - BUILDING 18, GOSSELIN HOUSING

TYPE OCCUPANCY: ADULTS (GOVERNMENT, PUBLIC) CHILDREN (SCHOOL, INFANTS, TODDLERS)

SAMPLE NO.	LOCATION	ITEM	DESCRIPTION	PERCENT ASBESTOS CH	AM	OT	LAYERED[a]
AU622	BASEMENT,N,BELOW CEILING	4-8" PIPE RUN	GRAY,HHW,PIPE RUN,HORIZONTAL	40	-	-	YES
AU623	BASEMENT,N,BELOW CEILING	4-8" PIPE FITTING	WHITE,HHW,FITTING,HORIZONTAL	40	-	-	NO
AU624	BASEMENT,SW,BELOW CEILING	4-8" PIPE RUN	GRAY,HHW,PIPE RUN,HORIZONTAL	40	-	-	YES
AU625	BASEMENT,SW,BELOW CEILING	4-8" PIPE FITTING	WHITE,HHW,FITTING,HORIZONTAL	50	-	-	YES
AU626	BASEMENT,C,BELOW CEILING	<4" PIPE RUN	GRAY,HHW,PIPE RUN,HORIZONTAL	10	-	-	NO
AU627	BASEMENT,C,BELOW CEILING	<4" PIPE FITTING	WHITE,HHW,FITTING,HORIZONTAL	40	-	-	YES
AU628	BASEMENT,N,BELOW CEILING	<4" PIPE RUN	GRAY,HHW,PIPE RUN,HORIZONTAL	20	-	5	YES
AU629	BASEMENT,N,BELOW CEILING	<4" PIPE FITTING	WHITE,HHW,FITTING,HORIZONTAL	60	-	-	NO
AU630	BASEMENT,N,BELOW CEILING	DUPLICATE SAMPLE	WHITE,HHW,FITTING,HORIZONTAL	60	-	-	NO
AU631	BASEMENT,SW,BELOW CEILING	<4" PIPE RUN	GRAY,HHW,PIPE RUN,HORIZONTAL	40	-	-	NO
AU632	BASEMENT,N,BELOW CEILING	<4" PIPE RUN	GRAY,HHW,PIPE RUN,HORIZONTAL	40	-	-	NO
AU633	BASEMENT,N,BELOW CEILING	<4" PIPE FITTING	WHITE,HHW,FITTING,HORIZONTAL	60	-	-	NO
AU634	KITCHEN,SW,BELOW CEILING	FLOOR TILE	BROWN,OTH,FLOOR TILE,HORIZONTAL	5	-	-	NO
AU635	KITCHEN,SW,BELOW CEILING	DUPLICATE SAMPLE	BROWN,OTH,FLOOR TILE,HORIZONTAL	2	-	-	NO

[a]Asbestos content presented for layered samples represents the highest concentration layer.

Quadrant Codes
C = Center
N = North
E = East
S = South
W = West
NE = Northeast
NW = Northwest
SE = Southeast
SW = Southwest

System Codes
STM = Steam
CHW = Chilled Water
HHW = Heating Hot Water
DOM = Domestic Water
OTH = Other
UNK = Unknown

Asbestos Types
CH = Chrysotile
AM = Amosite
OT = Other

TABLE 18.2

ASBESTOS-CONTAINING MATERIALS - BUILDING 18, GOSSELIN HOUSING

TYPE OCCUPANCY: ADULTS (GOVERNMENT, PUBLIC) CHILDREN (SCHOOL, INFANTS, TODDLERS)

AREA	PIPE FITTINGS (EA)				PIPE RUNS (LF)				SPRAY/TROWELED CEILINGS (MSF)	FLOOR TILE (MSF)	BOILERS/ TANKS (MSF)	AIR HANDLING EQUIPMENT (MSF)	OTHER
	<4"	4-8"	9-14"	>14"	<4"	4-8"	9-14"	>14"					
BASEMENT	34	68	-	-	132	165	-	-	-	-	-	-	-
KITCHEN	-	-	-	-	-	-	-	-	-	0.06	-	-	-
TOTALS	34	68	-	-	132	165	-	-	-	0.06	-	-	-

* Other material present in various units of measure. See Table 18.3 for material descriptions.

EA - Each
LF - Linear Feet
MSF - Thousand Square Feet

TABLE 18.3

OTHER ASBESTOS-CONTAINING MATERIAL - BUILDING 18, GOSSELIN HOUSING

TYPE OCCUPANCY: ADULTS (GOVERNMENT, PUBLIC) CHILDREN (SCHOOL, INFANTS, TODDLERS)

AREA	MATERIAL TYPE	QUANTITY (UNIT)
NO OTHER ASBESTOS-CONTAINING MATERIAL FOUND IN THIS BUILDING		

EA - Each
LF - Linear Feet
MSF - Thousand Square Feet

F:\3886TAB1.TAB

TABLE 18.4

EXPOSURE ASSESSMENTS (PRIORITY ORDER) - BUILDING 18, GOSSELIN HOUSING

TYPE OCCUPANCY: ADULTS (GOVERNMENT, PUBLIC) CHILDREN (SCHOOL, INFANTS, TODDLERS)

SAMPLE NO.	AREA	MATERIAL TYPE	PRIOR. INDEX CODE	PRIORITY INDEX NUMBER	EXPOSURE FACTORS 1	2	3	4	5	AVG. EXP. HOURS	% ASB.
AU627	BASEMENT	<4" PIPE FITTING	C	5.300E03	2	3	1	2	4	10.00	40
AU629	BASEMENT	<4" PIPE FITTING	C	5.300E03	2	3	1	2	4	10.00	60
AU631	BASEMENT	<4" PIPE RUN	C	5.300E03	2	3	1	2	4	10.00	40
AU632	BASEMENT	<4" PIPE RUN	C	5.300E03	2	3	1	2	4	10.00	40
AU633	BASEMENT	<4" PIPE FITTING	C	5.300E03	2	3	1	2	4	10.00	60
AU622	BASEMENT	4-8" PIPE RUN	C	2.650E03	3	3	1	1	2	10.00	40
AU623	BASEMENT	4-8" PIPE FITTING	C	2.650E03	3	3	1	1	2	10.00	40
AU624	BASEMENT	4-8" PIPE RUN	C	2.650E03	3	3	1	1	2	10.00	40
AU625	BASEMENT	4-8" PIPE FITTING	C	2.650E03	3	3	1	1	2	10.00	50
AU626	BASEMENT	<4" PIPE RUN	C	1.900E03	2	3	1	2	4	10.00	10
AU628	BASEMENT	<4" PIPE RUN	C	1.900E03	2	3	1	2	4	10.00	25

Priority Index Codes

A [=] Long Term Corrective Measure
B [=] Review Management Special Considerations/Remarks
C [=] Army Asbestos Deficiency Abatement Project

Priority Index Numbers Are In Scientific Notation

Exposure Factors

1 [=] Material Friability
2 [=] Occupant Accessability
3 [=] Material Condition
4 [=] Level Of Activity
5 [=] Number Of Assigned Occupants

TABLE 18.5

COST ESTIMATE* - BUILDING 18, GOSSELIN HOUSING

TYPE OCCUPANCY: ADULTS (GOVERNMENT, PUBLIC) CHILDREN (SCHOOL, INFANTS, TODDLERS)

DESCRIPTION	UNIT COST ($)	AREA 1	AREA 2	TOTAL
Pipe Fittings (EA)				
<4"	70.30	2.4	-	2.4
4-8"	85.80	5.8	-	5.8
9-14"	147.00	-	-	-
>14"	216.00	-	-	-
Pipe Runs (LF)				
<4"	26.50	3.5	-	3.5
4-8"	30.50	5.0	-	5.0
9-14"	42.50	-	-	-
>14"	60.80	-	-	-
Sprayed/Troweled Ceilings (SF)	9.60	-	-	-
Floor Tile (SF)	5.60	-	0.3	0.3
Boilers/Tanks (SF)	37.90	-	-	-
Air Handling Equipment (SF)	20.00	-	-	-
Other		-	-	-
SUBTOTAL		16.8	0.3	17.1
Difficulty Allowance		-	-	-
SUBTOTAL		16.8	0.3	17.1
Decontamination Units		1.6	1.6	3.1
Mobilization		2.1	2.1	4.2
SUBTOTAL		20.4	4.0	24.4
Contingency @ 15.00%		3.1	0.6	3.7
SUBTOTAL		23.5	4.6	28.0
Design Fee @ 6.00%		1.4	0.3	1.7
SUBTOTAL		24.9	4.9	29.7
Air Monitoring		1.5	1.5	3.0
TOTAL		26.4	6.3	32.7

*Amounts Are In Thousands Of Dollars

**Less Than $100 For The Area; Amount Not Printed But Included In Total(s)

AREA 1: BASEMENT AREA 2: KITCHEN

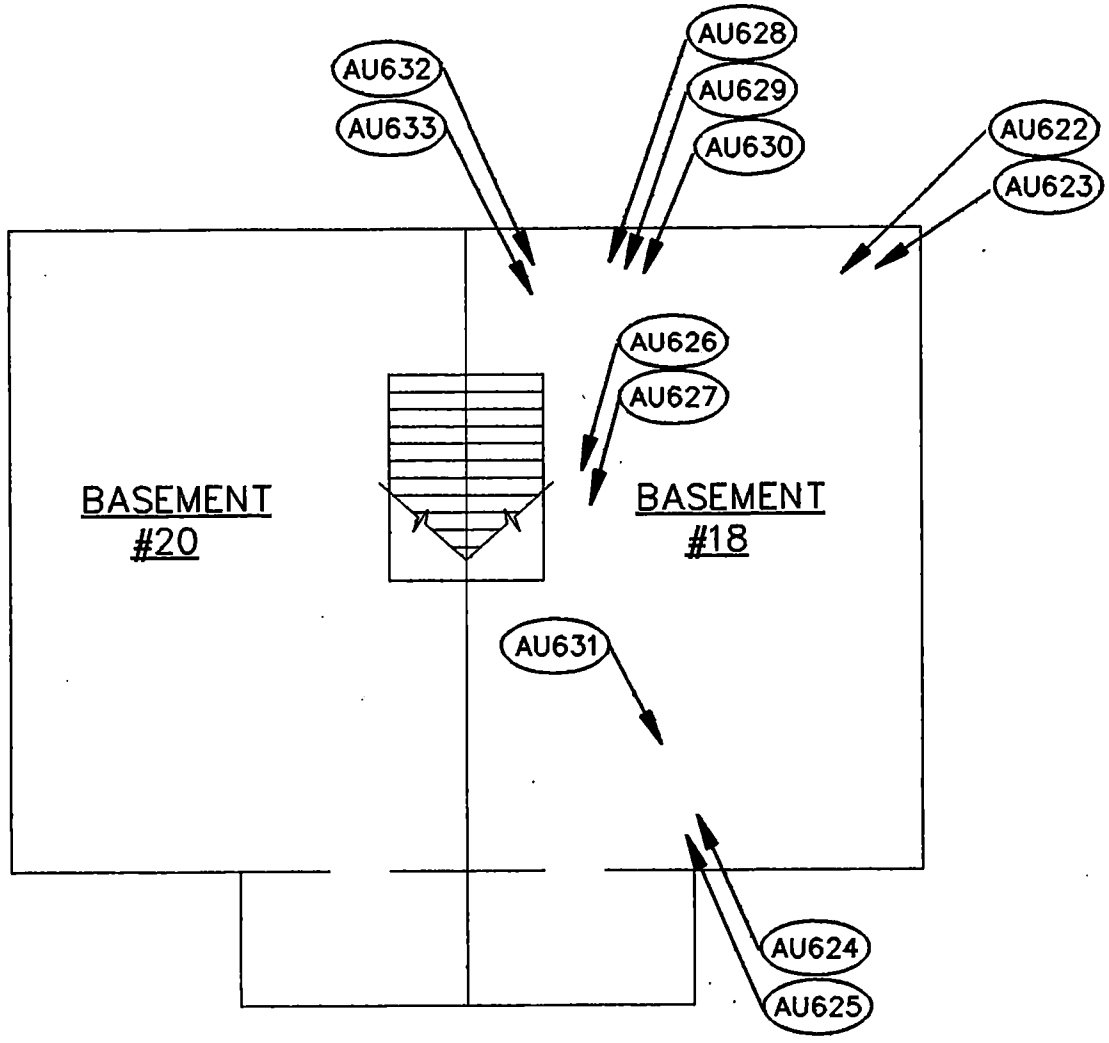

UNITS 18 AND 20, BASEMENT

N.T.S.

LEGEND

AZnnn POSITIVE SAMPLE

AZnnn NEGATIVE SAMPLE

WESTON MANAGERS DESIGNERS/CONSULTANTS

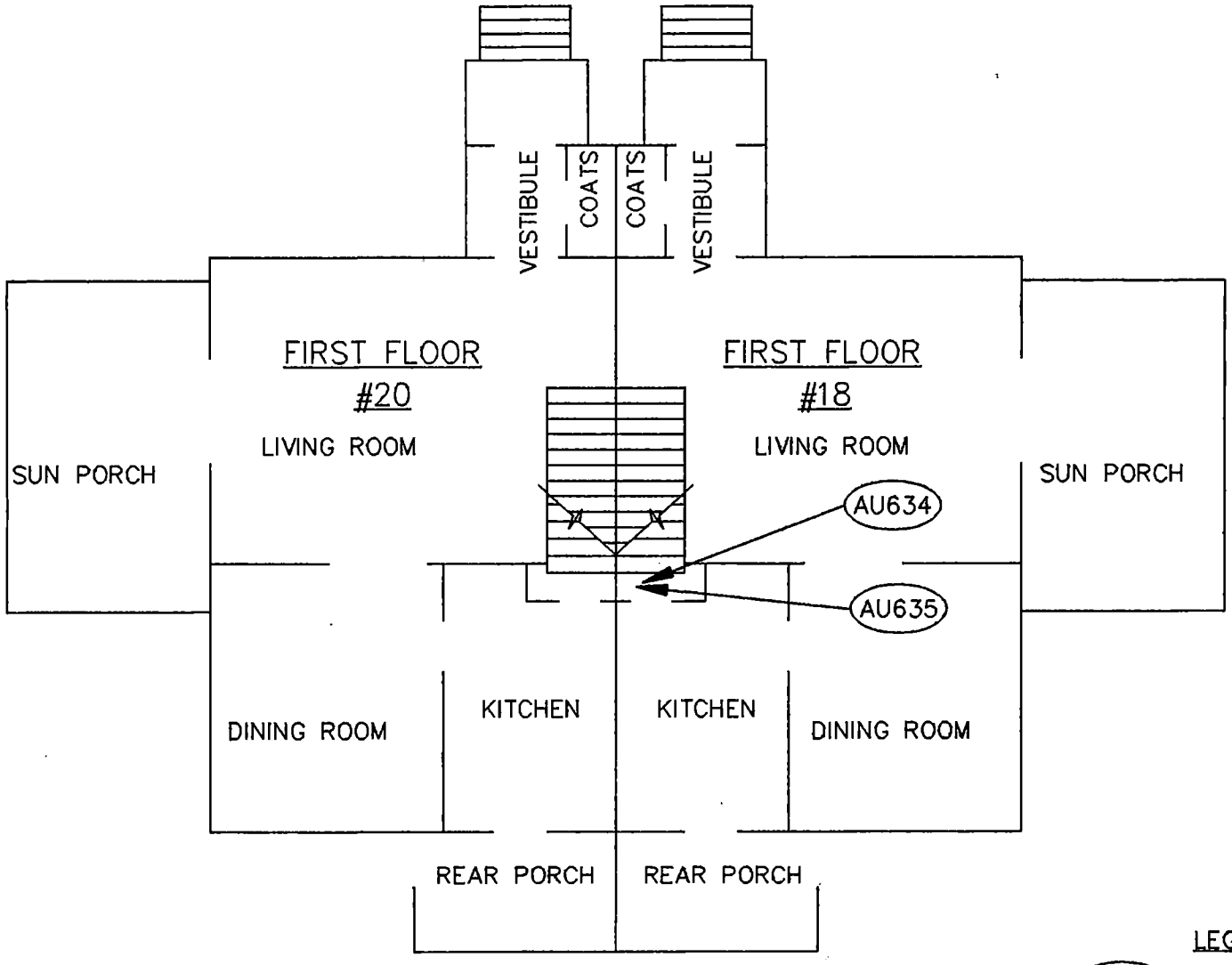

LEGEND

(AZnnn) POSITIVE SAMPLE

[AZnnn] NEGATIVE SAMPLE

UNITS 18 AND 20, FIRST FLOOR

N.T.S.

WESTON MANAGERS DESIGNERS/CONSULTANTS

242E

GOSSELIN HOUSING UNIT

242E

GOSSELIN HOUSING

242E.1 GENERAL

Building 242 East, Gosselin was surveyed by WESTON technicians on 22 January 1990.

The first three portions of this facility report summarize the results of this inspection.

Polarized Light Microscopy (PLM) with dispersion staining was used to analyze 13 samples of suspect material collected from the building. All samples were found to be asbestos-containing materials (ACM). Table 242E.1 lists the analytical results for the bulk samples.

242E.2 ACM AND EXPOSURE ASSESSMENT

The location, description, and analytical results for each bulk sample from Building 242 East Gosselin are presented in Table 242E.1. An area-by-area inventory of ACM is provided in Table 242E.2 and 242E.3. "Other Asbestos-Containing Materials," listed in Table 242E.3, are materials which do not match the standard caption categories listed in Table 242E.2. A prioritized listing of exposure assessments is presented in Table 242E.4. An itemized area-by-area cost estimate for removal and replacement is provided in Table 242E.5. The method by which removal/replacement costs are calculated is described in the ISSUES COMMON TO ALL BUILDINGS Section of this report. Building floor plans (see attachment) indicate sample locations and building area names as they are listed in Tables 242E.2 and 242E.5.

242E.3 RECOMMENDATIONS/CONCLUSIONS

WESTON recommends:

- The basement of Housing Unit 242 East Gosselin qualifies for an Army Asbestos Deficiency Abatement Program (AADAP).

TABLE 17.1

BULK SAMPLE ANALYSIS RESULTS - BUILDING 17, GOSSELIN HOUSING

TYPE OCCUPANCY: ADULTS (GOVERNMENT, PUBLIC) CHILDREN (SCHOOL, INFANTS, TODDLERS)

SAMPLE NO.	LOCATION	ITEM	DESCRIPTION	PERCENT ASBESTOS CH	AM	OT	LAYERED[a]
AU636	BASEMENT,NW,BELOW CEILING	4-8" PIPE RUN	WHITE,HHW,PIPE RUN,HORIZONTAL	55	-	-	YES
AU637	BASEMENT,NW,BELOW CEILING	4-8" PIPE FITTING	WHITE,HHW,FITTING,HORIZONTAL	60	-	-	NO
AU638	BASEMENT,SE,BELOW CEILING	4-8" PIPE RUN	WHITE,HHW,PIPE RUN,HORIZONTAL	70	-	-	YES
AU639	BASEMENT,SE,BELOW CEILING	4-8" PIPE FITTING	WHITE,HHW,FITTING,HORIZONTAL	55	-	-	YES
AU640	BASEMENT,SW,BELOW CEILING	<4" PIPE RUN	WHITE,HHW,PIPE RUN,HORIZONTAL	55	-	-	YES
AU641	BASEMENT,SW,BELOW CEILING	DUPLICATE SAMPLE	WHITE,HHW,PIPE RUN,HORIZONTAL	50	-	-	YES
AU642	BASEMENT,SW,BELOW CEILING	<4" PIPE FITTING	WHITE,HHW,FITTING,HORIZONTAL	40	-	-	YES
AU643	BASEMENT,C,BELOW CEILING	<4" PIPE RUN	WHITE,DOM,PIPE RUN,HORIZONTAL	2	-	-	YES
AU644	BASEMENT,C,BELOW CEILING	<4" PIPE FITTING	WHITE,DOM,FITTING,HORIZONTAL	30	-	-	YES
AU645	BASEMENT,NW,BELOW CEILING	<4" PIPE RUN	WHITE,DOM,PIPE RUN,HORIZONTAL	4	-	1	YES
AU646	BASEMENT,NW,BELOW CEILING	<4" PIPE FITTING	WHITE,DOM,FITTING,HORIZONTAL	40	-	-	YES
AU647	KITCHEN,NE,BELOW CEILING	FLOOR TILE	TAN,OTH,FLOOR TILE,HORIZONTAL	5	-	-	NO
AU648	KITCHEN,NE,BELOW CEILING	DUPLICATE SAMPLE	TAN,OTH,FLOOR TILE,HORIZONTAL	5	-	-	NO

[a]Asbestos content presented for layered samples represents the highest concentration layer.

Quadrant Codes
C = Center
N = North
E = East
S = South
W = West
NE = Northeast
NW = Northwest
SE = Southeast
SW = Southwest

System Codes
STM = Steam
CHW = Chilled Water
HHW = Heating Hot Water
DOM = Domestic Water
OTH = Other
UNK = Unknown

Asbestos Types
CH = Chrysotile
AM = Amosite
OT = Other

TABLE 17.2

ASBESTOS-CONTAINING MATERIALS - BUILDING 17, GOSSELIN HOUSING

TYPE OCCUPANCY: ADULTS (GOVERNMENT, PUBLIC) CHILDREN (SCHOOL, INFANTS, TODDLERS)

AREA	PIPE FITTINGS (EA)				PIPE RUNS (LF)				SPRAY/TROWELED CEILINGS (MSF)	FLOOR TILE (MSF)	BOILERS/ TANKS (MSF)	AIR HANDLING EQUIPMENT (MSF)	OTHER
	<4"	4-8"	9-14"	>14"	<4"	4-8"	9-14"	>14"					
BASEMENT	21	16	-	-	85	81	-	-	-	-	-	-	-
KITCHEN	-	-	-	-	-	-	-	-	-	0.09	-	-	-
TOTALS	21	16	-	-	85	81	-	-	-	0.09	-	-	-

* Other material present in various units of measure. See Table 17.3 for material descriptions.

EA - Each
LF - Linear Feet
MSF - Thousand Square Feet

TABLE 17.3

OTHER ASBESTOS-CONTAINING MATERIAL - BUILDING 17, GOSSELIN HOUSING

TYPE OCCUPANCY: ADULTS (GOVERNMENT, PUBLIC) CHILDREN (SCHOOL, INFANTS, TODDLERS)

AREA	MATERIAL TYPE	QUANTITY (UNIT)
NO OTHER ASBESTOS-CONTAINING MATERIAL FOUND IN THIS BUILDING		

EA - Each
LF - Linear Feet
MSF - Thousand Square Feet

F:\3886TAB1.TAB

TABLE 17.4

EXPOSURE ASSESSMENTS (PRIORITY ORDER) - BUILDING 17, GOSSELIN HOUSING

TYPE OCCUPANCY: ADULTS (GOVERNMENT, PUBLIC) CHILDREN (SCHOOL, INFANTS, TODDLERS)

SAMPLE NO.	AREA	MATERIAL TYPE	PRIOR. INDEX CODE	PRIORITY INDEX NUMBER	EXPOSURE FACTORS 1	2	3	4	5	AVG. EXP. HOURS	% ASB.
AU637	BASEMENT	4-8" PIPE FITTING	C	4.500E04	3	3	1	2	6	10.00	60
AU639	BASEMENT	4-8" PIPE FITTING	C	4.500E04	3	3	1	2	6	10.00	55
AU642	BASEMENT	<4" PIPE FITTING	C	4.500E04	3	3	1	2	6	10.00	40
AU646	BASEMENT	<4" PIPE FITTING	C	4.500E04	3	3	1	2	6	10.00	40
AU644	BASEMENT	<4" PIPE FITTING	C	1.650E04	3	3	1	2	6	10.00	30
AU636	BASEMENT	4-8" PIPE RUN	C	7.950E03	2	3	1	2	6	10.00	55
AU638	BASEMENT	4-8" PIPE RUN	C	7.950E03	2	3	1	2	6	10.00	70
AU640	BASEMENT	<4" PIPE RUN	C	7.950E03	2	3	1	2	6	10.00	55
AU643	BASEMENT	<4" PIPE RUN	B	4.950E02	2	3	1	2	6	10.00	2
AU645	BASEMENT	<4" PIPE RUN	B	4.950E02	2	3	1	2	6	10.00	5

Priority Index Codes
A [=] Long Term Corrective Measure
B [=] Review Management Special Considerations/Remarks
C [=] Army Asbestos Deficiency Abatement Project

Priority Index Numbers Are In Scientific Notation

Exposure Factors
1 [=] Material Friability
2 [=] Occupant Accessability
3 [=] Material Condition
4 [=] Level Of Activity
5 [=] Number Of Assigned Occupants

TABLE 17.5

COST ESTIMATE* - BUILDING 17, GOSSELIN HOUSING

TYPE OCCUPANCY: ADULTS (GOVERNMENT, PUBLIC) CHILDREN (SCHOOL, INFANTS, TODDLERS)

DESCRIPTION	UNIT COST ($)	AREA 1	AREA 2	TOTAL
Pipe Fittings (EA)				
<4"	70.30	1.5	-	1.5
4-8"	85.80	1.4	-	1.4
9-14"	147.00	-	-	-
>14"	216.00	-	-	-
Pipe Runs (LF)				
<4"	26.50	2.3	-	2.3
4-8"	30.50	2.5	-	2.5
9-14"	42.50	-	-	-
>14"	60.80	-	-	-
Sprayed/Troweled Ceilings (SF)	9.60	-	-	-
Floor Tile (SF)	5.60	-	0.5	0.5
Boilers/Tanks (SF)	37.90	-	-	-
Air Handling Equipment (SF)	20.00	-	-	-
Other		-	-	-
SUBTOTAL		7.6	0.5	8.1
Difficulty Allowance		-	-	-
SUBTOTAL		7.6	0.5	8.1
Decontamination Units		1.6	1.6	3.1
Mobilization		2.1	2.1	4.2
SUBTOTAL		11.2	4.2	15.4
Contingency @ 15.00%		1.7	0.6	2.3
SUBTOTAL		12.9	4.8	17.7
Design Fee @ 6.00%		0.8	0.3	1.1
SUBTOTAL		13.7	5.1	18.7
Air Monitoring		0.9	0.9	1.9
TOTAL		14.6	6.0	20.6

*Amounts Are In Thousands Of Dollars

**Less Than $100 For The Area; Amount Not Printed But Included In Total(s)

AREA 1: BASEMENT AREA 2: KITCHEN

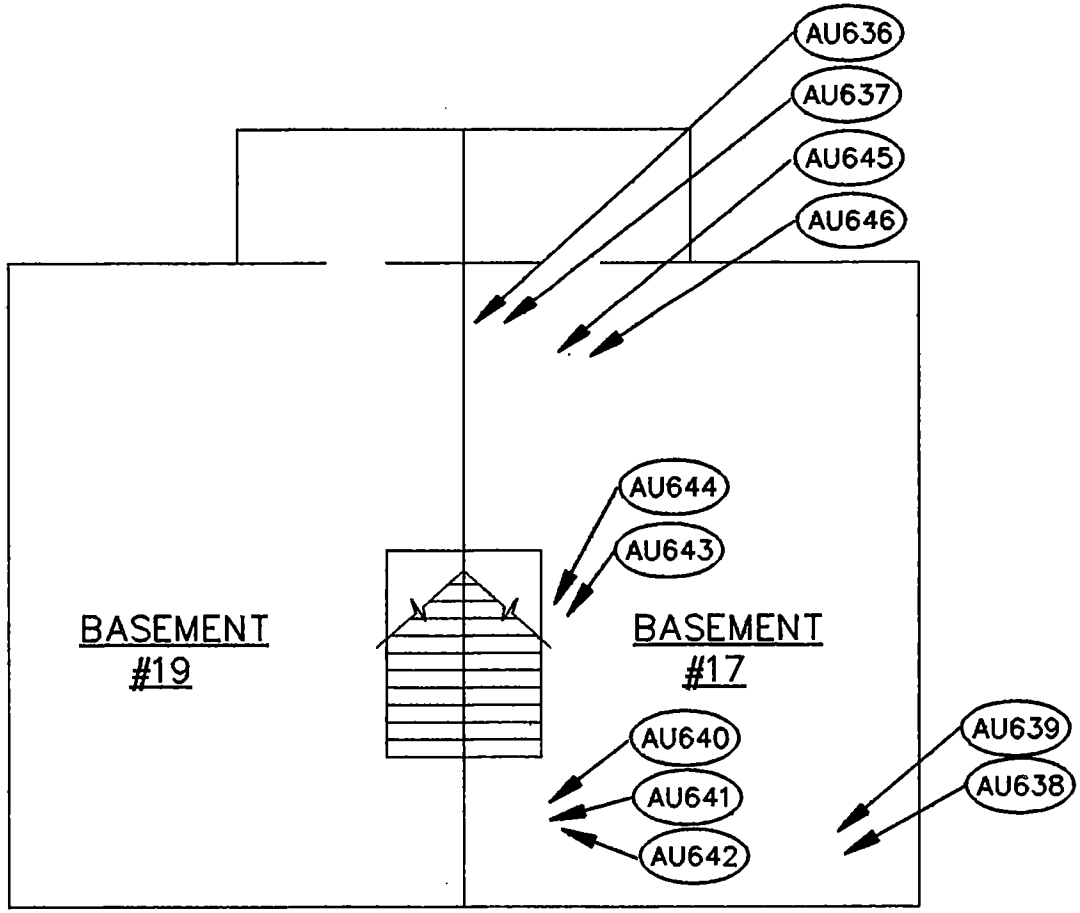

UNITS 17 AND 19, BASEMENT

N.T.S.

LEGEND

(AZnnn) POSITIVE SAMPLE

[AZnnn] NEGATIVE SAMPLE

WESTON
MANAGERS DESIGNERS/CONSULTANTS

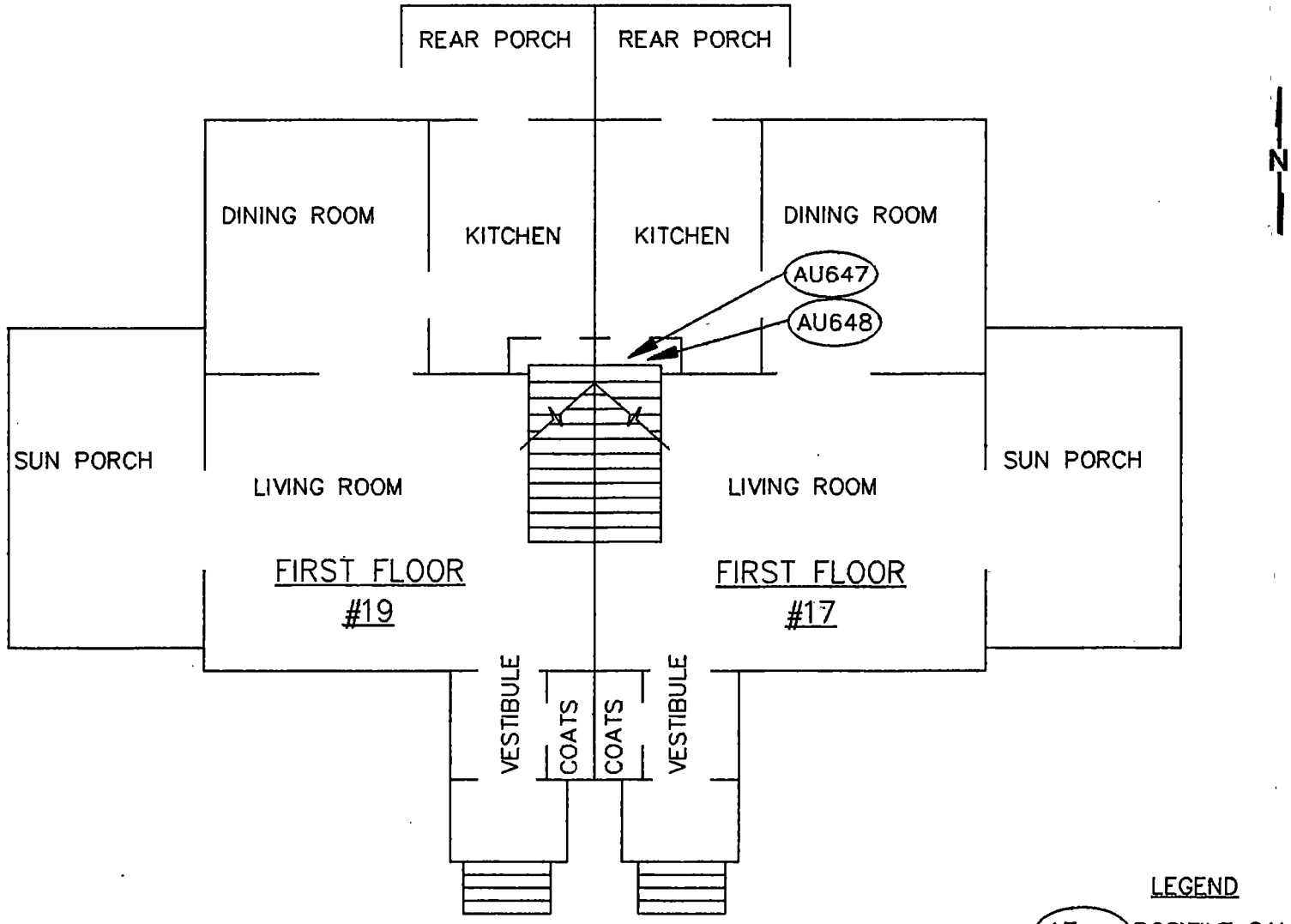

UNITS 17 AND 19, FIRST FLOOR

N.T.S.

LEGEND

AZnnn POSITIVE SAMPLE

AZnnn NEGATIVE SAMPLE

WESTON MANAGERS DESIGNERS/CONSULTANTS

BUILDING 252

HOUSING UNIT 37

HOUSING UNIT 37

37.1 GENERAL

Housing Unit 37 was surveyed by WESTON technicians on 20 November 1989.

The first three portions of this facility report summarize the results of this inspection.

Polarized Light Microscopy (PLM) with dispersion staining was used to analyze nine samples of suspect material collected from the building. Of these samples, five were found to be asbestos-containing materials (ACM). Table 37.1 lists the analytical results for the bulk samples.

37.2 ACM AND EXPOSURE ASSESSMENT

The location, description, and analytical results for each bulk sample from Housing Unit 37 are presented in Table 37.1. An area-by-area inventory of ACM is provided in Table 37.2. A prioritized listing of exposure assessments is presented as Table 37.4. An itemized area-by-area cost estimate for removal and replacement is provided in Table 37.5. The method by which removal/replacement costs are calculated is described in the ISSUES COMMON TO ALL BUILDINGS Section of this report. Building floor plans (see attachment) indicate sample locations and building area names as they are listed in Tables 37.2 and 37.5.

37.3 RECOMMENDATIONS

WESTON recommends:

- The basement of Housing Unit 37 have the ACM removed when Housing Unit 39 is abated.
- Place ACM signs on the pipe fittings in the basement of Housing Unit 37.

TABLE 37.1

BULK SAMPLE ANALYSIS RESULTS - BUILDING 0037, HOUSING QUARTERS

TYPE OCCUPANCY: ADULTS (GOVERNMENT)

SAMPLE NO.	LOCATION	ITEM	DESCRIPTION	PERCENT ASBESTOS CH	AM	OT	LAYERED[a]
AZ139	BASEMENT 37,SE,BELOW CEILING	<4" PIPE RUN	GRAY,HHW,PIPE RUN,HORIZONTAL	-	-	-	NO
AZ140	BASEMENT 37,NE,BELOW CEILING	<4" PIPE RUN	GRAY,HHW,PIPE RUN,HORIZONTAL	-	-	-	NO
AZ141	BASEMENT 37,NE,BELOW CEILING	<4" PIPE FITTING	GRAY,HHW,FITTING,HORIZONTAL	15	-	-	NO
AZ142	BASEMENT 37,NW,BELOW CEILING	4-8" PIPE RUN	GRAY,STM,PIPE RUN,HORIZONTAL	-	-	-	YES
AZ143	BASEMENT 37,NW,BELOW CEILING	4-8" PIPE FITTING	GRAY,STM,FITTING,HORIZONTAL	15	-	-	NO
AZ144	BASEMENT 37,NW,BELOW CEILING	4-8" PIPE RUN	GRAY,STM,PIPE RUN,HORIZONTAL	-	-	-	YES
AZ145	BASEMENT 37,NW,BELOW CEILING	4-8" PIPE FITTING	GRAY,STM,FITTING,HORIZONTAL	15	-	-	NO
AZ147	KITCHEN 37 N/E,NE,BELOW CEILING	FLOOR TILE	TAN,OTH,FLOOR TILE	3	-	-	NO
AZ148	KITCHEN 37 S/W,SW,BELOW CEILING	FLOOR TILE	TAN,OTH,FLOOR TILE	3	-	-	NO

[a]Asbestos content presented for layered samples represents the highest concentration layer.

Quadrant Codes
C = Center
N = North
E = East
S = South
W = West
NE = Northeast
NW = Northwest
SE = Southeast
SW = Southwest

System Codes
STM = Steam
CHW = Chilled Water
HHW = Heating Hot Water
DOM = Domestic Water
OTH = Other
UNK = Unknown

Asbestos Types
CH = Chrysotile
AM = Amosite
OT = Other

TABLE 37.2

ASBESTOS-CONTAINING MATERIALS - BUILDING 37, HOUSING QUARTERS

TYPE OCCUPANCY: ADULTS (GOVERNMENT)

AREA	PIPE FITTINGS (EA)				PIPE RUNS (LF)				SPRAY/TROWELED CEILINGS (MSF)	FLOOR TILE (MSF)	BOILERS/ TANKS (MSF)	AIR HANDLING EQUIPMENT (MSF)	OTHER
	<4"	4-8"	9-14"	>14"	<4"	4-8"	9-14"	>14"					
BASEMENT 37	9	59	-	-	-	-	-	-	-	-	-	-	-
KITCHEN 37 N/E	-	-	-	-	-	-	-	-	-	0.10	-	-	-
KITCHEN 37 S/W	-	-	-	-	-	-	-	-	-	0.10	-	-	-
TOTALS	9	59	-	-	-	-	-	-	-	0.19	-	-	-

* Other material present in various units of measure. See Table 37.3 for material descriptions.

EA - Each
LF - Linear Feet
MSF - Thousand Square Feet

TABLE 37.3

OTHER ASBESTOS-CONTAINING MATERIAL - BUILDING 37, HOUSING QUARTERS

TYPE OCCUPANCY: ADULTS (GOVERNMENT)

AREA	MATERIAL TYPE	QUANTITIY (UNIT)
NO OTHER ASBESTOS-CONTAINING MATERIAL FOUND IN THIS BUILDING		

TABLE 37.4

EXPOSURE ASSESSMENTS (PRIORITY ORDER) - BUILDING 37, HOUSING QUARTERS

TYPE OCCUPANCY: ADULTS (GOVERNMENT)

SAMPLE NO.	AREA	MATERIAL TYPE	PRIOR. INDEX CODE	PRIORITY INDEX NUMBER	EXPOSURE FACTORS 1	2	3	4	5	AVG. EXP. HOURS	% ASB.
AZ141	BASEMENT 37	<4" PIPE FITTING	B	4.140E02	3	2	1	1	2	12.00	15
AZ143	BASEMENT 37	4-8" PIPE FITTING	B	4.140E02	3	2	1	1	2	12.00	15
AZ143	BASEMENT 37	4-8" PIPE FITTING	B	4.140E02	3	2	1	1	2	12.00	15
AZ145	BASEMENT 37	4-8" PIPE FITTING	B	4.140E02	3	2	1	1	2	12.00	15
AZ145	BASEMENT 37	4-8" PIPE FITTING	B	4.140E02	3	2	1	1	2	12.00	15
AZ139	BASEMENT 37	<4" PIPE RUN	A	0	3	2	1	1	2	12.00	0
AZ140	BASEMENT 37	<4" PIPE RUN	A	0	3	2	1	1	2	12.00	0
AZ142	BASEMENT 37	4-8" PIPE RUN	A	0	3	2	1	1	2	12.00	0
AZ142	BASEMENT 37	4-8" PIPE RUN	A	0	3	2	1	1	2	12.00	0
AZ144	BASEMENT 37	4-8" PIPE RUN	A	0	3	2	1	1	2	12.00	0
AZ144	BASEMENT 37	4-8" PIPE RUN	A	0	3	2	1	1	2	12.00	0

Priority Index Codes
A [=] Long Term Corrective Measure
B [=] Review Management Special Considerations/Remarks
C [=] Army Asbestos Deficiency Abatement Project

Priority Index Numbers Are In Scientific Notation

Exposure Factors
1 [=] Material Friability
2 [=] Occupant Accessability
3 [=] Material Condition
4 [=] Level Of Activity
5 [=] Number Of Assigned Occupants

TABLE 37.5

COST ESTIMATE* - BUILDING 0037, HOUSING QUARTERS

TYPE OCCUPANCY: ADULTS (GOVERNMENT)

DESCRIPTION	UNIT COST ($)	AREA 1	AREA 2	AREA 3	TOTAL
Pipe Fittings (EA)					
<4"	36.39	0.3	-	-	0.3
4-8"	50.10	3.0	-	-	3.0
9-14"	112.35	-	-	-	-
>14"	191.69	-	-	-	-
Pipe Runs (LF)					
<4"	13.47	-	-	-	-
4-8"	18.49	-	-	-	-
9-14"	40.14	-	-	-	-
>14"	67.39	-	-	-	-
Sprayed/Troweled Ceilings (SF)	10.01	-	-	-	-
Floor Tile (SF)	5.33	-	0.5	0.5	1.0
Boilers/Tanks (SF)	41.10	-	-	-	-
Air Handling Equipment (SF)	41.10	-	-	-	-
Other		-	-	-	-
SUBTOTAL		3.3	0.5	0.5	4.3
Difficulty Allowance		4.9	-	-	4.9
SUBTOTAL		8.2	0.5	0.5	9.2
Decontamination Units		1.0	1.0	1.0	3.1
Mobilization		1.4	1.4	1.4	4.2
SUBTOTAL		10.6	2.9	2.9	16.5
Contingency @ 15.00%		1.6	0.4	0.4	2.5
SUBTOTAL		12.2	3.4	3.4	19.0
Design Fee @ 6.00%		0.7	0.2	0.2	1.1
SUBTOTAL		13.0	3.6	3.6	20.1
Air Monitoring		0.7	0.7	0.7	2.0
TOTAL		13.6	4.3	4.3	22.2

*Amounts Are In Thousands Of Dollars

**Less Than $100 For The Area; Amount Not Printed But Included In Total(s)

AREA 1: BASEMENT 37
AREA 2: KITCHEN 37 N/E
AREA 3: KITCHEN 37 S/W

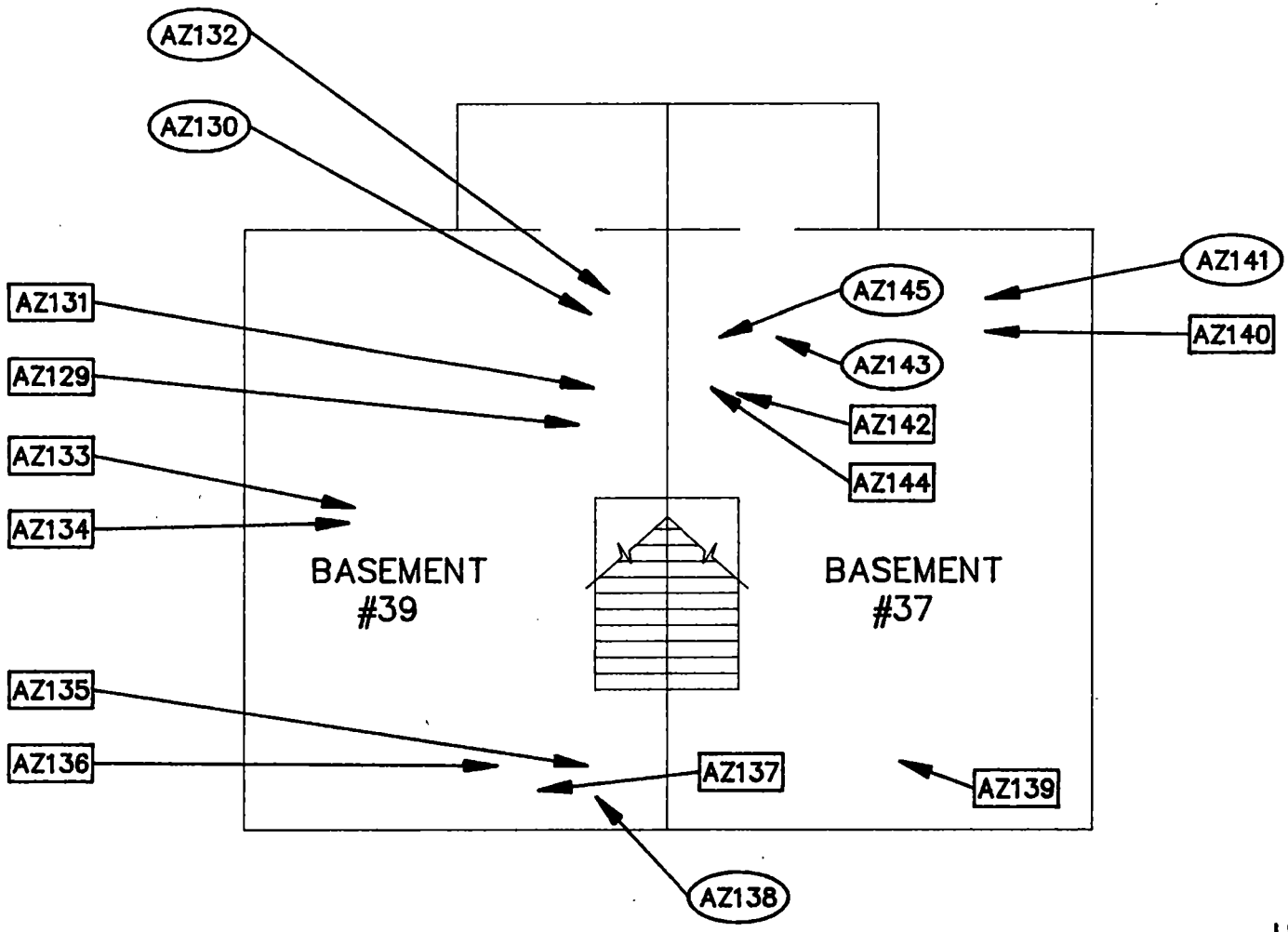

UNITS 37 AND 39, BASEMENT

N.T.S.

LEGEND

AZnnn POSITIVE SAMPLE

AZnnn NEGATIVE SAMPLE

WESTON

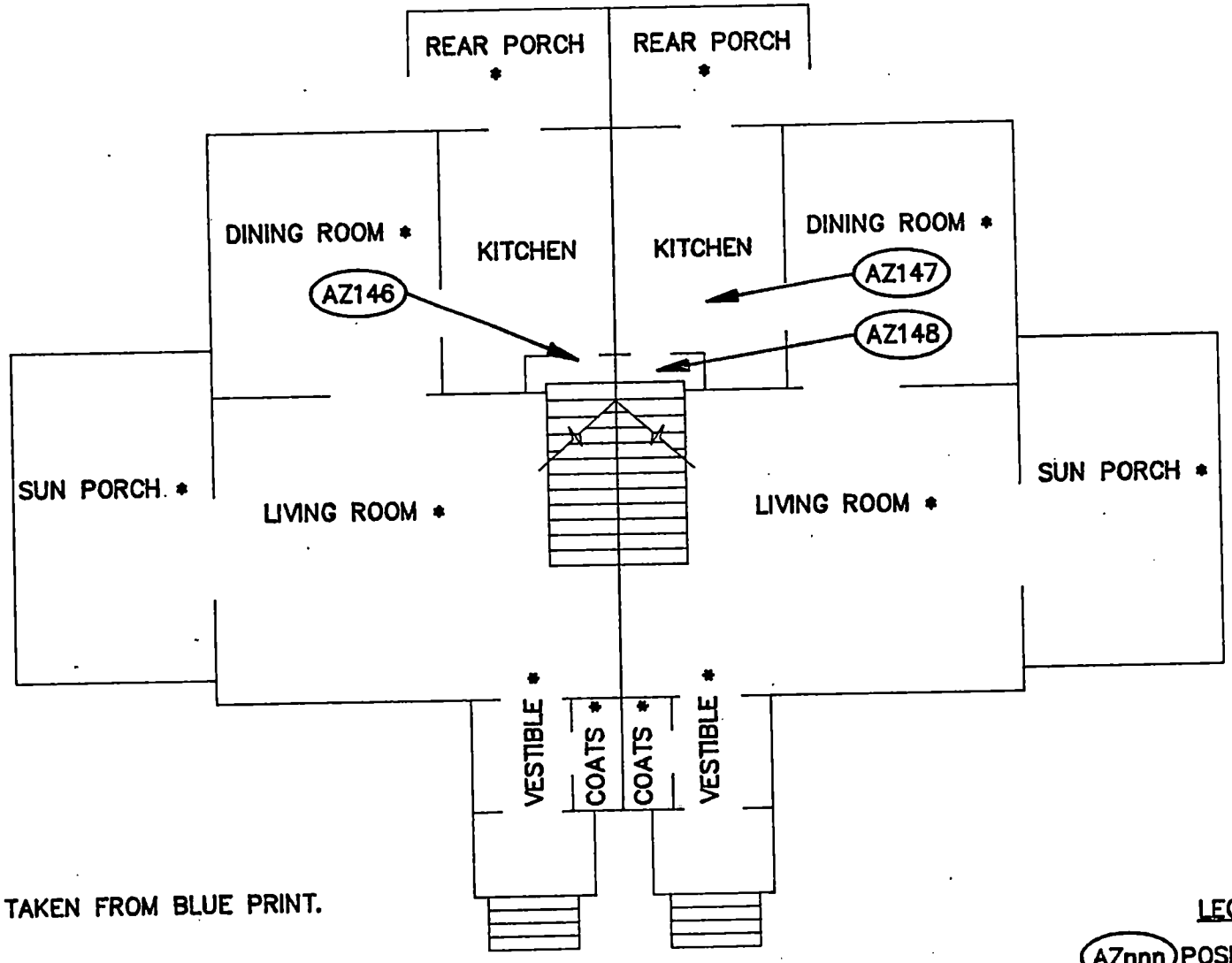

* NAMES TAKEN FROM BLUE PRINT.

LEGEND

AZnnn POSITIVE SAMPLE

AZnnn NEGATIVE SAMPLE

UNITS 37 AND 39, FIRST FLOOR

N.T.S.

WESTON MANAGERS DESIGNERS/CONSULTANTS

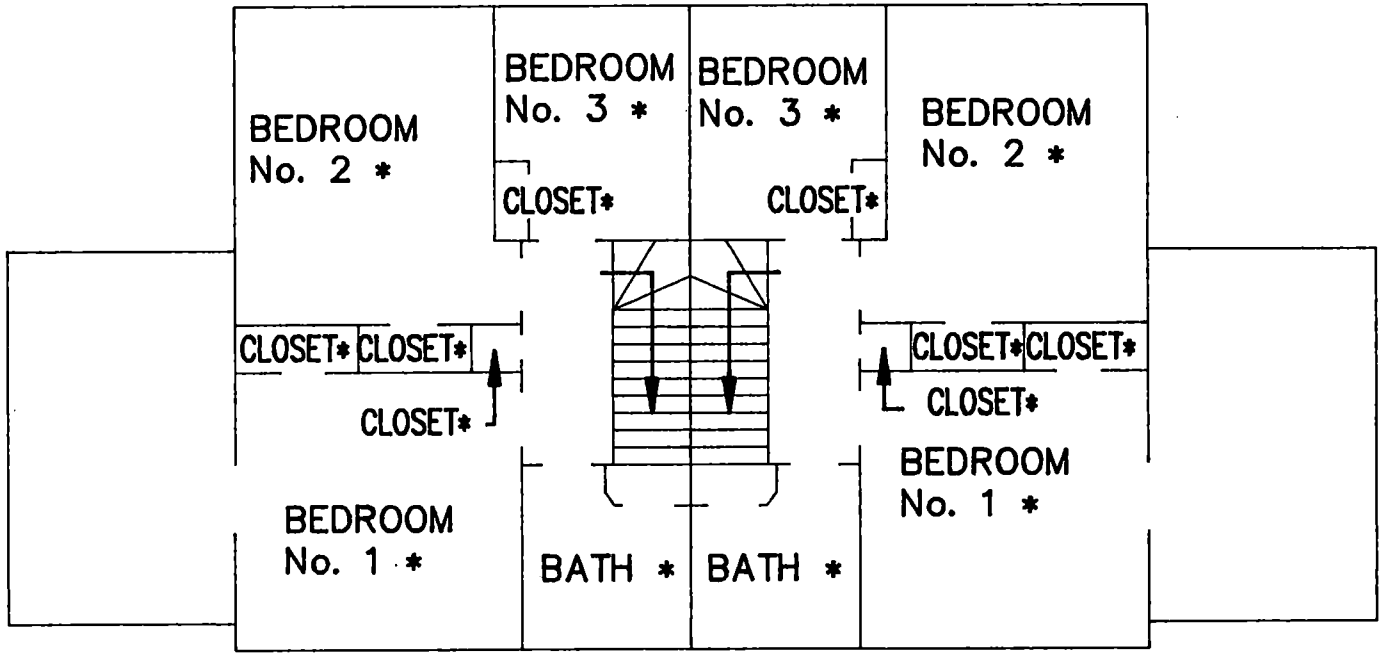

UNITS 37 AND 39, SECOND FLOOR

N.T.S.

LEGEND

(AZnnn) POSITIVE SAMPLE

[AZnnn] NEGATIVE SAMPLE

WESTON

BUILDING 252

HOUSING UNIT 39

252
HOUSING UNIT 39

39.1 GENERAL

Housing Unit 39 was surveyed by WESTON technicians on 20 November 1989.

The first three portions of this facility report summarize the results of this inspection.

Polarized Light Microscopy (PLM) with dispersion staining was used to analyze 11 samples of suspect material collected from the building. Of these samples, 5 were found to be asbestos-containing materials (ACM). Table 39.1 lists the analytical results for the bulk samples.

39.2 ACM AND EXPOSURE ASSESSMENT

The location, description, and analytical results for each bulk sample from Housing Unit 39 are presented in Table 39.1. An area-by-area inventory of ACM is provided in Table 39.2. A prioritized listing of exposure assessments is presented as Table 39.4. An itemized area-by-area cost estimate for removal and replacement is provided in Table 39.5. The method by which removal/replacement costs are calculated is described in the ISSUES COMMON TO ALL BUILDINGS Section of this report. Building floor plans (see attachment) indicate sample locations and building area names as they are listed in Tables 39.2 and 39.5.

39.3 RECOMMENDATIONS

In Housing Unit 39 the piping in the basement has deteriorated to a condition placing the pipe fittings in the Army Asbestos Deficiency Abatement Project classification.

TABLE 39.1

BULK SAMPLE ANALYSIS RESULTS - BUILDING 0039, HOUSING QUARTERS

TYPE OCCUPANCY: ADULTS (GOVERNMENT)

SAMPLE NO.	LOCATION	ITEM	DESCRIPTION	PERCENT ASBESTOS CH	AM	OT	LAYERED[a]
AZ129	BASEMENT 39,NE,BELOW CEILING	4-8" PIPE RUN	GRAY,STM,PIPE RUN,HORIZONTAL	-	-	-	YES
AZ130	BASEMENT 39,NE,BELOW CEILING	4-8" PIPE FITTING	GRAY,STM,FITTING,HORIZONTAL	45	-	-	YES
AZ131	BASEMENT 39,NE,BELOW CEILING	4-8" PIPE RUN	GRAY,STM,PIPE RUN,HORIZONTAL	-	-	-	YES
AZ132	BASEMENT 39,NE,BELOW CEILING	4-8" PIPE FITTING	GRAY,STM,FITTING,HORIZONTAL	40	-	-	YES
AZ133	BASEMENT 39,NW,BELOW CEILING	<4" PIPE RUN	GRAY,HHW,PIPE RUN,HORIZONTAL	-	-	-	YES
AZ134	BASEMENT 39,NW,BELOW CEILING	<4" PIPE FITTING	GRAY,HHW,FITTING,HORIZONTAL	-	-	-	YES
AZ135	BASEMENT 39,SE,BELOW CEILING	4-8" PIPE RUN	GRAY,STM,PIPE RUN,HORIZONTAL	-	-	-	YES
AZ136	BASEMENT 39,SE,BELOW CEILING	4-8" PIPE FITTING	GRAY,STM,FITTING,HORIZONTAL	35	-	-	NO
AZ137	BASEMENT 39,SE,BELOW CEILING	4-8" PIPE RUN	GRAY,STM,PIPE RUN,HORIZONTAL	-	-	-	YES
AZ138	BASEMENT 39,SE,BELOW CEILING	4-8" PIPE FITTING	GRAY,STM,FITTING,HORIZONTAL	45	-	-	YES
AZ146	KITCHEN 39 N/E,NE,BELOW CEILING	FLOOR TILE	TAN,OTH,FLOOR TILE	3	-	-	NO

[a]Asbestos content presented for layered samples represents the highest concentration layer.

Quadrant Codes
C = Center
N = North
E = East
S = South
W = West
NE = Northeast
NW = Northwest
SE = Southeast
SW = Southwest

System Codes
STM = Steam
CHW = Chilled Water
HHW = Heating Hot Water
DOM = Domestic Water
OTH = Other
UNK = Unknown

Asbestos Types
CH = Chrysotile
AM = Amosite
OT = Other

TABLE 39.2

ASBESTOS-CONTAINING MATERIALS - BUILDING 39, HOUSING QUARTERS

TYPE OCCUPANCY: ADULTS (GOVERNMENT)

AREA	PIPE FITTINGS (EA)				PIPE RUNS (LF)				SPRAY/TROWELED CEILINGS (MSF)	FLOOR TILE (MSF)	BOILERS/ TANKS (MSF)	AIR HANDLING EQUIPMENT (MSF)	OTHER
	<4"	4-8"	9-14"	>14"	<4"	4-8"	9-14"	>14"					
BASEMENT 39	-	80	-	-	-	-	-	-	-	-	-	-	-
KITCHEN 39 N/E	-	-	-	-	-	-	-	-	-	0.10	-	-	-
TOTALS	-	80	-	-	-	-	-	-	-	0.10	-	-	-

* Other material present in various units of measure. See Table 39.3 for material descriptions.

EA - Each
LF - Linear Feet
MSF - Thousand Square Feet

TABLE 39.3

OTHER ASBESTOS-CONTAINING MATERIAL - BUILDING 39, HOUSING QUARTERS

TYPE OCCUPANCY: ADULTS (GOVERNMENT)

AREA	MATERIAL TYPE	QUANTITIY (UNIT)
NO OTHER ASBESTOS-CONTAINING MATERIAL FOUND IN THIS BUILDING		

TABLE 39.4

EXPOSURE ASSESSMENTS (PRIORITY ORDER) - BUILDING 39, HOUSING QUARTERS

TYPE OCCUPANCY: ADULTS (GOVERNMENT)

SAMPLE NO.	AREA	MATERIAL TYPE	PRIOR. INDEX CODE	PRIORITY INDEX NUMBER	EXPOSURE FACTORS 1	2	3	4	5	AVG. EXP. HOURS	% ASB.
AZ130	BASEMENT 39	4-8" PIPE FITTING	C	1.140E03	3	2	1	1	2	12.00	45
AZ130	BASEMENT 39	4-8" PIPE FITTING	C	1.140E03	3	2	1	1	2	12.00	45
AZ132	BASEMENT 39	4-8" PIPE FITTING	C	1.140E03	3	2	1	1	2	12.00	40
AZ132	BASEMENT 39	4-8" PIPE FITTING	C	1.140E03	3	2	1	1	2	12.00	40
AZ138	BASEMENT 39	4-8" PIPE FITTING	C	1.140E03	3	2	1	1	2	12.00	45
AZ138	BASEMENT 39	4-8" PIPE FITTING	C	1.140E03	3	2	1	1	2	12.00	45
AZ136	BASEMENT 39	4-8" PIPE FITTING	B	4.140E02	3	2	1	1	2	12.00	35
AZ136	BASEMENT 39	4-8" PIPE FITTING	B	4.140E02	3	2	1	1	2	12.00	35
AZ129	BASEMENT 39	4-8" PIPE RUN	A	0	3	1	1	1	2	12.00	0
AZ129	BASEMENT 39	4-8" PIPE RUN	A	0	3	1	1	1	2	12.00	0
AZ131	BASEMENT 39	4-8" PIPE RUN	A	0	3	2	1	1	2	12.00	0
AZ131	BASEMENT 39	4-8" PIPE RUN	A	0	3	2	1	1	2	12.00	0
AZ133	BASEMENT 39	<4" PIPE RUN	A	0	3	2	1	1	2	12.00	0
AZ134	BASEMENT 39	<4" PIPE FITTING	A	0	3	2	1	1	2	12.00	0
AZ135	BASEMENT 39	4-8" PIPE RUN	A	0	3	2	1	1	2	12.00	0
AZ135	BASEMENT 39	4-8" PIPE RUN	A	0	3	2	1	1	2	12.00	0
AZ137	BASEMENT 39	4-8" PIPE RUN	A	0	3	2	1	1	2	12.00	0
AZ137	BASEMENT 39	4-8" PIPE RUN	A	0	3	2	1	1	2	12.00	0

Priority Index Codes
A [=] Long Term Corrective Measure
B [=] Review Management Special Considerations/Remarks
C [=] Army Asbestos Deficiency Abatement Project

Priority Index Numbers Are In Scientific Notation

Exposure Factors
1 [=] Material Friability
2 [=] Occupant Accessability
3 [=] Material Condition
4 [=] Level Of Activity
5 [=] Number Of Assigned Occupants

TABLE 39.5

COST ESTIMATE* - BUILDING 0039, HOUSING QUARTERS

TYPE OCCUPANCY: ADULTS (GOVERNMENT)

DESCRIPTION	UNIT COST ($)	AREA 1	AREA 2	TOTAL
Pipe Fittings (EA)				
<4"	36.39	-	-	-
4-8"	50.10	4.0	-	4.0
9-14"	112.35	-	-	-
>14"	191.69	-	-	-
Pipe Runs (LF)				
<4"	13.47	-	-	-
4-8"	18.49	-	-	-
9-14"	40.14	-	-	-
>14"	67.39	-	-	-
Sprayed/Troweled Ceilings (SF)	10.01	-	-	-
Floor Tile (SF)	5.33	-	0.5	0.5
Boilers/Tanks (SF)	41.10	-	-	-
Air Handling Equipment (SF)	41.10	-	-	-
Other		-	-	-
SUBTOTAL		4.0	0.5	4.5
Difficulty Allowance		5.1	-	5.1
SUBTOTAL		9.1	0.5	9.6
Decontamination Units		0.4	0.4	0.8
Mobilization		2.1	2.1	4.2
SUBTOTAL		11.6	3.0	14.6
Contingency @ 15.00%		1.7	0.5	2.2
SUBTOTAL		13.4	3.5	16.8
Design Fee @ 6.00%		0.8	0.2	1.0
SUBTOTAL		14.2	3.7	17.9
Air Monitoring		0.9	0.9	1.8
TOTAL		15.1	4.6	19.6

*Amounts Are In Thousands Of Dollars

**Less Than $100 For The Area; Amount Not Printed But Included In Total(s)

AREA 1: BASEMENT 39 AREA 2: KITCHEN 39 N/E

258W

GOSSELIN HOUSING UNIT

258W

GOSSELIN HOUSING

258W.1 GENERAL

Building 258 West, Gosselin was surveyed by WESTON technicians on 23 January 1990.

The first three portions of this facility report summarize the results of this inspection.

Polarized Light Microscopy (PLM) with dispersion staining was used to analyze 13 samples of suspect material collected from the building. Of these samples, eight were found to be asbestos-containing materials (ACM). Table 258W.1 lists the analytical results for the bulk samples.

258W.2 ACM AND EXPOSURE ASSESSMENT

The location, description, and analytical results for each bulk sample from Building 258 West Gosselin are presented in Table 258W.1. An area-by-area inventory of ACM is provided in Table 258W.2 and 258W.3. "Other Asbestos-Containing Materials," listed in Table 258W.3, are materials which do not match the standard caption categories listed in Table 258W.2. A prioritized listing of exposure assessments is presented in Table 258W.4. An itemized area-by-area cost estimate for removal and replacement is provided in Table 258W.5. The method by which removal/replacement costs are calculated is described in the ISSUES COMMON TO ALL BUILDINGS Section of this report. Building floor plans (see attachment) indicate sample locations and building area names as they are listed in Tables 258W.2 and 258W.5.

258W.3 RECOMMENDATIONS/CONCLUSIONS

WESTON recommends:

- The basement of this housing unit qualifies for an Army Asbestos Deficiency Abatement Project (AADAP).

TABLE 51.1

BULK SAMPLE ANALYSIS RESULTS - BUILDING 51, GOSSELIN HOUSING

TYPE OCCUPANCY: ADULTS (GOVERNMENT, PUBLIC) CHILDREN (SCHOOL, INFANTS, TODDLERS)

SAMPLE NO.	LOCATION	ITEM	DESCRIPTION	PERCENT ASBESTOS CH	AM	OT	LAYERED[a]
AU662	BASEMENT,SE,BELOW CEILING	4-8" PIPE RUN	WHITE,HHW,PIPE RUN,HORIZONTAL	-	-	-	NO
AU663	BASEMENT,SE,BELOW CEILING	4-8" PIPE FITTING	WHITE,HHW,FITTING,HORIZONTAL	35	-	-	YES
AU664	BASEMENT,NE,BELOW CEILING	4-8" PIPE RUN	WHITE,HHW,PIPE RUN,HORIZONTAL	-	-	-	NO
AU665	BASEMENT,NE,BELOW CEILING	4-8" PIPE FITTING	WHITE,HHW,FITTING,HORIZONTAL	40	-	-	YES
AU666	BASEMENT,SW,BELOW CEILING	<4" PIPE RUN	GRAY,DOM,PIPE RUN,HORIZONTAL	-	-	-	NO
AU667	BASEMENT,SW,BELOW CEILING	<4" PIPE FITTING	WHITE,DOM,FITTING,HORIZONTAL	35	-	-	NO
AU668	BASEMENT,NW,BELOW CEILING	<4" PIPE RUN	GRAY,DOM,PIPE RUN,HORIZONTAL	-	-	-	NO
AU669	BASEMENT,NW,BELOW CEILING	<4" PIPE FITTING	WHITE,DOM,FITTING,HORIZONTAL	40	-	-	NO
AU670	BASEMENT,NE,BELOW CEILING	<4" PIPE RUN	WHITE,HHW,PIPE RUN,HORIZONTAL	-	-	-	NO
AU671	BASEMENT,NE,BELOW CEILING	<4" PIPE FITTING	WHITE,HHW,FITTING,HORIZONTAL	30	-	-	YES
AU672	BASEMENT,NE,BELOW CEILING	DUPLICATE SAMPLE	WHITE,HHW,FITTING,HORIZONTAL	35	-	-	YES
AU673	KITCHEN,SE,BELOW CEILING	FLOOR TILE	BROWN,OTH,FLOOR TILE,HORIZONTAL	5	-	-	NO
AU674	KITCHEN,SE,BELOW CEILING	DUPLICATE SAMPLE	BROWN,OTH,FLOOR TILE,HORIZONTAL	2	-	-	NO

[a]Asbestos content presented for layered samples represents the highest concentration layer.

Quadrant Codes
C = Center
N = North
E = East
S = South
W = West
NE = Northeast
NW = Northwest
SE = Southeast
SW = Southwest

System Codes
STM = Steam
CHW = Chilled Water
HHW = Heating Hot Water
DOM = Domestic Water
OTH = Other
UNK = Unknown

Asbestos Types
CH = Chrysotile
AM = Amosite
OT = Other

TABLE 51.2

ASBESTOS-CONTAINING MATERIALS - BUILDING 51, GOSSELIN HOUSING

TYPE OCCUPANCY: ADULTS (GOVERNMENT, PUBLIC) CHILDREN (SCHOOL, INFANTS, TODDLERS)

AREA	PIPE FITTINGS (EA)				PIPE RUNS (LF)				SPRAY/TROWELED CEILINGS (MSF)	FLOOR TILE (MSF)	BOILERS/ TANKS (MSF)	AIR HANDLING EQUIPMENT (MSF)	OTHER
	<4"	4-8"	9-14"	>14"	<4"	4-8"	9-14"	>14"					
BASEMENT	14	13	-	-	-	-	-	-	-	-	-	-	-
KITCHEN	-	-	-	-	-	-	-	-	-	0.09	-	-	-
TOTALS	14	13	-	-	-	-	-	-	-	0.09	-	-	-

* Other material present in various units of measure. See Table 51.3 for material descriptions.

EA - Each
LF - Linear Feet
MSF - Thousand Square Feet

TABLE 51.3

OTHER ASBESTOS-CONTAINING MATERIAL - BUILDING 51, GOSSELIN HOUSING

TYPE OCCUPANCY: ADULTS (GOVERNMENT, PUBLIC) CHILDREN (SCHOOL, INFANTS, TODDLERS)

AREA	MATERIAL TYPE	QUANTITY (UNIT)
NO OTHER ASBESTOS-CONTAINING MATERIAL FOUND IN THIS BUILDING		

EA - Each
LF - Linear Feet
MSF - Thousand Square Feet

F:\3886TAB1.TAB

TABLE 51.4

EXPOSURE ASSESSMENTS (PRIORITY ORDER) - BUILDING 51, GOSSELIN HOUSING

TYPE OCCUPANCY: ADULTS (GOVERNMENT, PUBLIC) CHILDREN (SCHOOL, INFANTS, TODDLERS)

SAMPLE NO.	AREA	MATERIAL TYPE	PRIOR. INDEX CODE	PRIORITY INDEX NUMBER	EXPOSURE FACTORS 1	2	3	4	5	AVG. EXP. HOURS	% ASB.
AU665	BASEMENT	4-8" PIPE FITTING	C	4.150E05	3	3	2	2	5	40.00	40
AU669	BASEMENT	<4" PIPE FITTING	C	4.150E05	3	3	2	2	5	40.00	40
AU663	BASEMENT	4-8" PIPE FITTING	C	1.500E05	3	3	2	2	5	40.00	35
AU667	BASEMENT	<4" PIPE FITTING	C	1.500E05	3	3	2	2	5	40.00	35
AU671	BASEMENT	<4" PIPE FITTING	C	1.500E05	3	3	2	2	5	40.00	30
AU662	BASEMENT	4-8" PIPE RUN	A	0	3	3	1	2	5	40.00	0
AU664	BASEMENT	4-8" PIPE RUN	A	0	3	3	1	2	5	40.00	0
AU666	BASEMENT	<4" PIPE RUN	A	0	2	3	1	3	5	40.00	0
AU668	BASEMENT	<4" PIPE RUN	A	0	2	3	1	3	5	40.00	0
AU670	BASEMENT	<4" PIPE RUN	A	0	3	3	1	2	5	40.00	0

Priority Index Codes
A [=] Long Term Corrective Measure
B [=] Review Management Special Considerations/Remarks
C [=] Army Asbestos Deficiency Abatement Project

Priority Index Numbers Are In Scientific Notation

Exposure Factors
1 [=] Material Friability
2 [=] Occupant Accessability
3 [=] Material Condition
4 [=] Level Of Activity
5 [=] Number Of Assigned Occupants

TABLE 51.5

COST ESTIMATE* - BUILDING 51, GOSSELIN HOUSING

TYPE OCCUPANCY: ADULTS (GOVERNMENT, PUBLIC) CHILDREN (SCHOOL, INFANTS, TODDLERS)

DESCRIPTION	UNIT COST ($)	AREA 1	AREA 2	TOTAL
Pipe Fittings (EA)				
<4"	70.30	1.0	-	1.0
4-8"	85.80	1.1	-	1.1
9-14"	147.00	-	-	-
>14"	216.00	-	-	-
Pipe Runs (LF)				
<4"	26.50	-	-	-
4-8"	30.50	-	-	-
9-14"	42.50	-	-	-
>14"	60.80	-	-	-
Sprayed/Troweled Cailings (SF)	9.60	-	-	-
Floor Tile (SF)	5.60	-	0.5	0.5
Boilers/Tanks (SF)	37.90	-	-	-
Air Handling Equipment (SF)	20.00	-	-	-
Other		-	-	-
SUBTOTAL		2.1	0.5	2.6
Difficulty Allowance		-	-	-
SUBTOTAL		2.1	0.5	2.6
Decontamination Units		1.6	1.6	3.1
Mobilization		2.1	2.1	4.2
SUBTOTAL		5.7	4.2	9.9
Contingency @ 15.00%		0.9	0.6	1.5
SUBTOTAL		6.6	4.8	11.4
Design Fee @ 6.00%		0.4	0.3	0.7
SUBTOTAL		7.0	5.1	12.1
Air Monitoring		0.6	0.6	1.2
TOTAL		7.6	5.7	13.3

*Amounts Are In Thousands Of Dollars

**Less Than $100 For The Area; Amount Not Printed But Included In Total(s)

AREA 1: BASEMENT AREA 2: KITCHEN

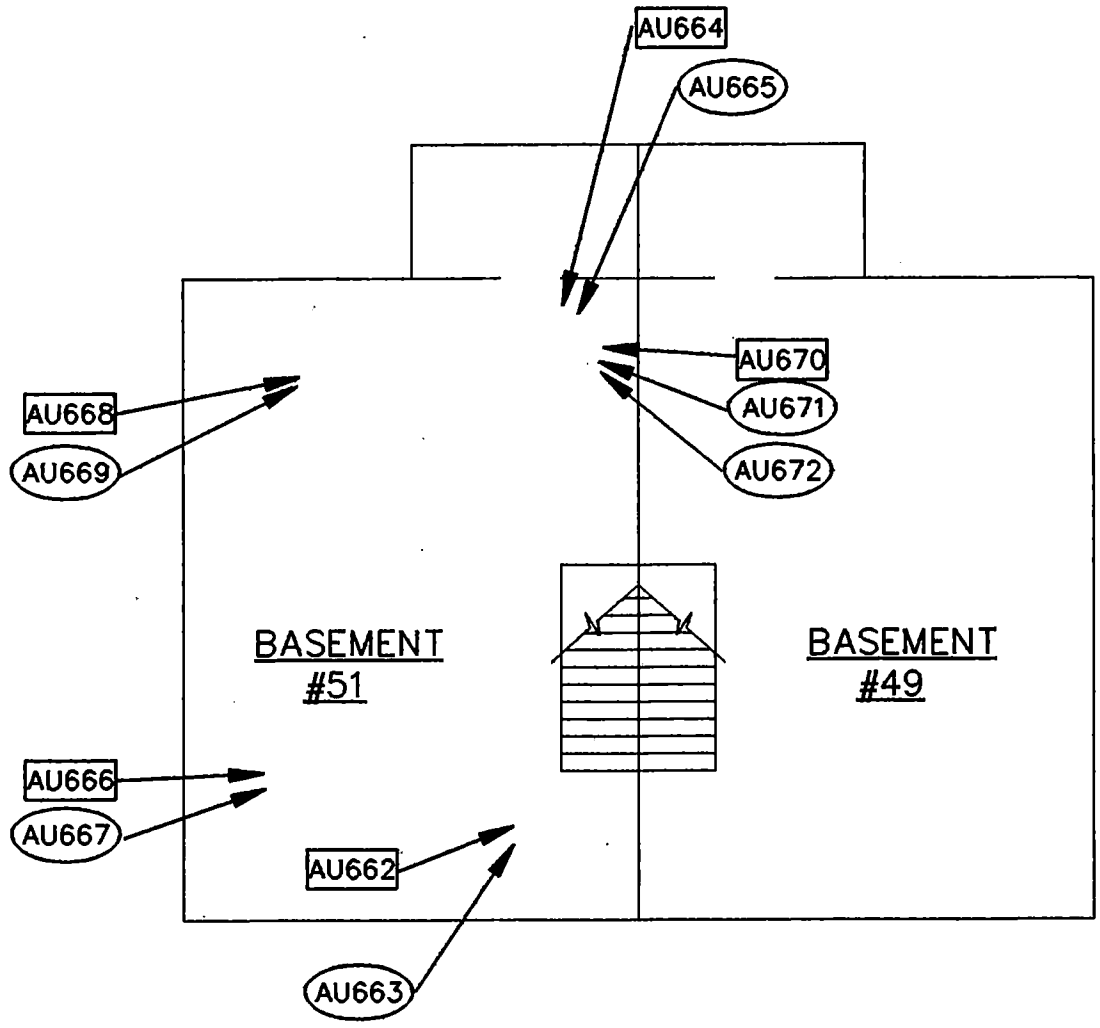

UNITS 49 AND 51, BASEMENT

N.T.S.

LEGEND

(AZnnn) POSITIVE SAMPLE

[AZnnn] NEGATIVE SAMPLE

WESTON
MANAGERS DESIGNERS/CONSULTANTS

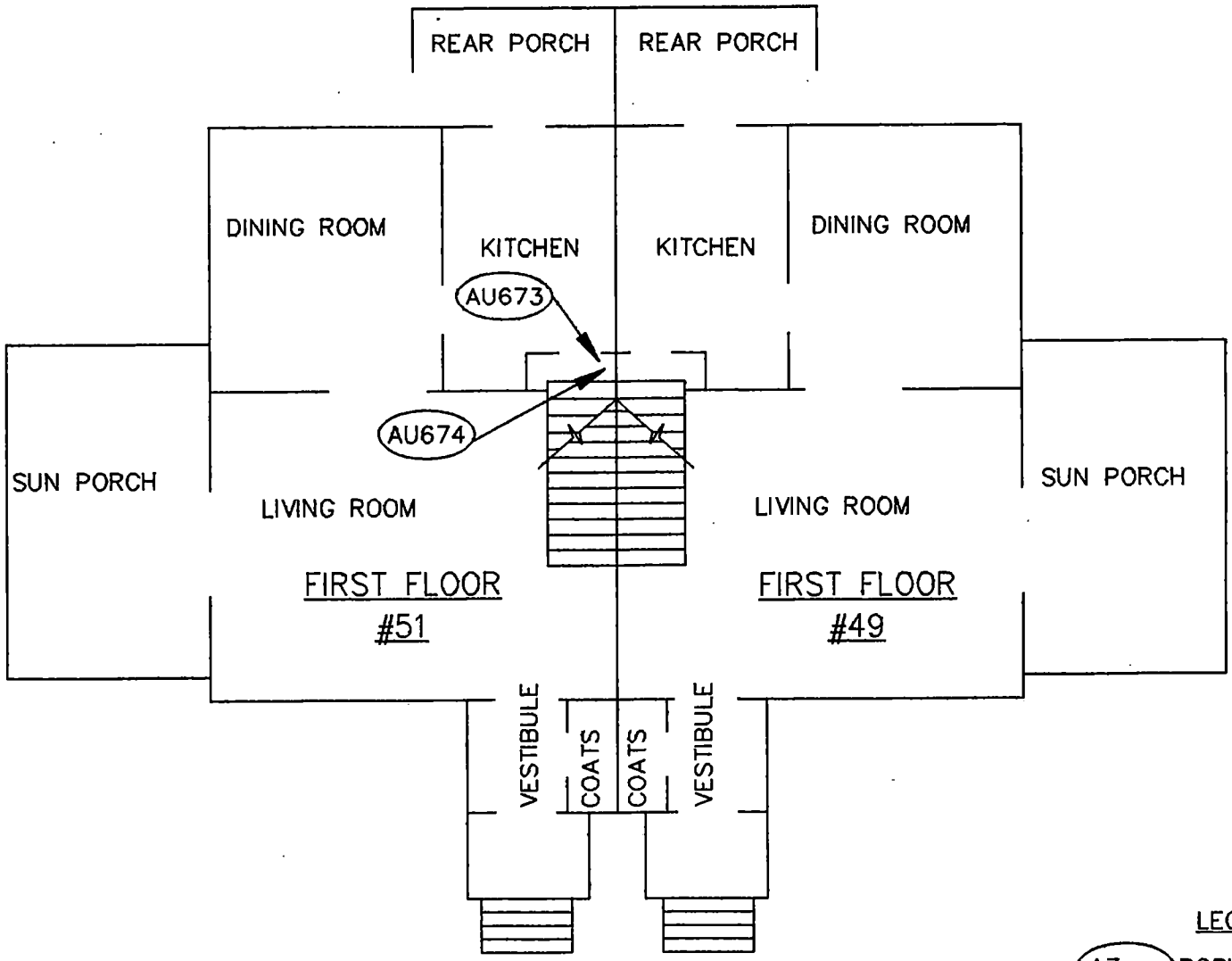

UNITS 49 AND 51, FIRST FLOOR

N.T.S.

LEGEND

AZnnn POSITIVE SAMPLE

AZnnn NEGATIVE SAMPLE

WESTON MANAGERS DESIGNERS/CONSULTANTS

280

UTILITIES BUILDING

280

UTILITIES BUILDING

280.1 GENERAL

Building 280 was surveyed by WESTON technicians on 18 January 1990 through 19 January 1990.

The first three portions of this facility report summarize the results of this inspection. Photographs of some sample locations are provided in Section 280.4.

Polarized Light Microscopy (PLM) with dispersion staining was used to analyze 34 samples of suspect material collected from the building. Of these samples, 18 were found to be asbestos-containing materials (ACM). Table 280.1 lists the analytical results for the bulk samples.

280.2 ACM AND EXPOSURE ASSESSMENT

The location, description, and analytical results for each bulk sample from Building 280 are presented in Table 280.1. An area-by-area inventory of ACM is provided in Table 280.2 and 280.3 "Other Asbestos-Containing Materials," listed in Table 280.3, are materials which do not match the standard caption categories listed in Table 280.2. A prioritized listing of exposure assessments is presented in Table 280.4. An itemized area-by-area cost estimate for removal and replacement is provided in Table 280.5. The method by which removal/replacement costs are calculated is described in the ISSUES COMMON TO ALL BUILDINGS Section of this report. Building floor plans (see attachment) indicate sample locations and building area names as they are listed in Tables 280.2 and 280.5.

280.3 RECOMMENDATIONS/CONCLUSIONS

WESTON recommends:

- The boiler room, store room, and carpenter office in Building 280 qualify for the Army Asbestos Deficiency Abatement Project.
- Other asbestos-containing materials should be labeled under O&M Program.

BLDG 280
PCM WAREHOUSE

PROFESSIONAL TESTING LABORATORIES OF NEW JERSEY
The Holiday Building, 121 State Highway 36, West Long Branch, N.J. 07764
(908) 222-7441 Fax: (908) 222-0676

NATIONAL INSTITUTE FOR OCCUPATIONAL SAFETY AND HEALTH,
PROFICIENCY ANALYTICAL TESTING (PAT) LABORATORY ID #: 1354001
NATIONAL VOLUNTARY LABORATORY ACCREDITATION PROGRAM ID#: 1929

CLIENT: E-SYSTEMS, INC.
SERV-AIR INC. BLDG #480
P.O. BOX 360
FT. MONMOUTH, NJ. 07703
PHONE #: 542-7003 FAX #:

CLIENT #: 21248

PROJECT: FT. MONMOUTH
EATONTOWN, NJ.

PROJECT #: 4911010

AIR SAMPLE TEST RESULTS

DATE SAMPLED: 5-2-91
DATE RECEIVED: 5-8-91
DATE TESTED: 5-8-91
REPORT DATE: 5-15-91

REPORT #: A1742 TO A1742

PTL ID #	CLIENT ID #	SAMPLE LOCATION	FLOW	TIME (MIN.)	VOLUME	FIBERS/ CC
A1742	C91-514	WAREHOUSE	10.2	120	1225	0.001

NOTES:

A. SAMPLE RESULT(S) MEET U.S.E.P.A. POST-ABATEMENT CLEAN AIR CRITERIA.
B. SAMPLE RESULT(S) EXCEED U.S.E.P.A. POST-ABATEMENT CLEAN AIR CRITERIA.
C. SAMPLE RESULT(S) EXCEED O.S.H.A. ACTION LEVEL.
D. SAMPLE RESULT(S) EXCEED O.S.H.A. PERMISSABLE EXPOSURE LEVEL.

Beverly Monroe
BEVERLY MONROE
MICROSCOPIST

APPROVER: Wm. J. McLean
WILLIAM J. McLEAN
LABORATORY DIRECTOR

280

PROFESSIONAL TESTING LABORATORIES OF NEW JERSEY
The Holiday Building, 121 State Highway 36, West Long Branch, N.J. 07764
(908) 222-7441 Fax: (908) 222-0676

5-8-91

BARBARA —

per your request, final results will be mailed out this week.

C91-502-BULK	25% Amosite / 15% chrysotile
503-BULK	5% Chrysotile
504-BULK	70% Chrysotile
505-BULK	30% Amosite / 15% Chrysotile
510-BULK	NO Asbestos
511-BULK	"
512-BULK	"
513-BULK	"
514-Air Sample = 0.001 f/cc	BLDG 280
515-BULK	NO Asbestos.

ANY questions, please give me a call.

Regards,
Beverly

ICI 26

TABLE 280.1

BULK SAMPLE ANALYSIS RESULTS - BUILDING 280, UTILITIES BUILDING

TYPE OCCUPANCY: ADULTS (GOVERNMENT)

SAMPLE NO.	LOCATION	ITEM	DESCRIPTION	PERCENT ASBESTOS CH	AM	OT	LAYERED[a]
AZ964	KITCHEN,NE,ABOVE CEILING	CEILING TILE	WHITE,OTH,CEIL TILE,HORIZONTAL	-	-	-	NO
AZ965	KITCHEN,NE,BELOW CEILING	FLOOR TILE	TAN,OTH,FLOOR TILE,HORIZONTAL	1	-	-	NO
AZ966	CARPENTER SHOP,NE,BELOW CEILING	FLOOR TILE	OTHER,OTH,FLOOR TILE,HORIZONTAL	5	-	-	NO
AZ967	CARPENTER SHOP,NE,BELOW CEILING	FLOOR TILE	BLACK,OTH,FLOOR TILE,HORIZONTAL	-	-	-	YES
AZ968	CARPENTER OFFICE,SE,BELOW CEILING	OTHER MATERIAL	TAN,OTH,WALL MAT'L,VERTICAL	-	-	-	YES
AZ969	CARPENTER OFFICE,SE,BELOW CEILING	OTHER MATERIAL	WHITE,OTH,SHEETROCK,VERTICAL	-	-	-	YES
AZ970	CARPENTER SHOP,N,BELOW CEILING	FLOOR TILE	GREEN,OTH,FLOOR TILE,HORIZONTAL	7	-	-	NO
AZ971	CARPENTER SHOP,N,BELOW CEILING	FLOOR TILE	GREEN,OTH,FLOOR TILE,HORIZONTAL	5	-	-	NO
AZ972	CARPENTER SHOP,N,BELOW CEILING	FLOOR TILE	GREEN,OTH,FLOOR TILE,HORIZONTAL	7	-	-	NO
AZ973	CARPENTER SHOP,W,BELOW CEILING	OTHER MATERIAL	WHITE,OTH,CEIL MAT'L,HORIZONTAL	-	-	-	YES
AZ974	OFFICE 3,N,BELOW CEILING	FLOOR TILE	TAN,OTH,FLOOR TILE,HORIZONTAL	-	-	-	NO
AZ975	OFFICE 3,N,BELOW CEILING	DUPLICATE SAMPLE	TAN,OTH,FLOOR TILE,HORIZONTAL	-	-	-	NO
AZ976	OFFICE 3,S,BELOW CEILING	CEILING TILE	WHITE,OTH,CEIL TILE,HORIZONTAL	-	-	-	NO
AZ977	OFFICE 3,S,BELOW CEILING	DUPLICATE SAMPLE	WHITE,OTH,CEIL TILE,HORIZONTAL	-	-	-	NO
AZ978	OFFICE 3,E,BELOW CEILING	OTHER MATERIAL	WHITE,OTH,SHEETROCK,VERTICAL	-	-	-	NO
AZ979	OFFICE 3,E,BELOW CEILING	DUPLICATE SAMPLE	WHITE,OTH,SHEETROCK,VERTICAL	-	-	-	NO
AZ980	STORE ROOM,C,BELOW CEILING	9-14" PIPE RUN	WHITE,OTH,PIPE RUN,HORIZONTAL	15	5	-	NO
AZ981	STORE ROOM,C,BELOW CEILING	DUPLICATE SAMPLE	WHITE,OTH,PIPE RUN,HORIZONTAL	20	5	-	NO
AZ982	STORE ROOM,C,BELOW CEILING	OTHER MATERIAL	WHITE,OTH,SHEETROCK,VERTICAL	-	-	-	NO
AZ983	STORE ROOM,C,BELOW CEILING	DUPLICATE SAMPLE	WHITE,OTH,SHEETROCK,VERTICAL	-	-	-	NO
AZ984	STORE ROOM,SW,BELOW CEILING	4-8" PIPE RUN	WHITE,HHW,PIPE RUN,HORIZONTAL	20	5	-	YES
AZ985	STORE ROOM,SW,BELOW CEILING	4-8" PIPE FITTING	WHITE,HHW,FITTING,HORIZONTAL	20	-	-	NO
AZ986	STORE ROOM,S,BELOW CEILING	9-14" PIPE FITTING	WHITE,HHW,FITTING,HORIZONTAL	25	1	-	YES
AZ987	STORE ROOM,SW,BELOW CEILING	<4" PIPE RUN	WHITE,HHW,PIPE RUN,VERTICAL	20	8	-	YES

[a]Asbestos content presented for layered samples represents the highest concentration layer.

Quadrant Codes
C = Center
N = North
E = East
S = South
W = West
NE = Northeast
NW = Northwest
SE = Southeast
SW = Southwest

System Codes
STM = Steam
CHW = Chilled Water
HHW = Heating Hot Water
DOM = Domestic Water
OTH = Other
UNK = Unknown

Asbestos Types
CH = Chrysotile
AM = Amosite
OT = Other

TABLE 280.1
(continued)

BULK SAMPLE ANALYSIS RESULTS - BUILDING 280, UTILITIES BUILDING

TYPE OCCUPANCY: ADULTS (GOVERNMENT)

SAMPLE NO.	LOCATION	ITEM	DESCRIPTION	PERCENT ASBESTOS CH	AM	OT	LAYERED[a]
AZ988	STORE ROOM,SW,BELOW CEILING	4-8" PIPE RUN	WHITE,HHW,PIPE RUN,HORIZONTAL	15	5	-	YES
AZ989	CARPENTER SHOP,NE,BELOW CEILING	<4" PIPE FITTING	WHITE,HHW,FITTING,HORIZONTAL	20	-	-	NO
AZ990	CARPENTER SHOP,NE,BELOW CEILING	<4" PIPE RUN	WHITE,HHW,PIPE RUN,HORIZONTAL	20	-	-	NO
AZ991	CARPENTER SHOP,NE,BELOW CEILING	4-8" PIPE FITTING	WHITE,HHW,FITTING,HORIZONTAL	25	1	-	YES
AZ992	CARPENTER SHOP,NE,BELOW CEILING	DUPLICATE SAMPLE	WHITE,HHW,FITTING,HORIZONTAL	30	3	-	YES
AZ993	CARPENTER SHOP,NE,BELOW CEILING	4-8" PIPE RUN	WHITE,HHW,PIPE RUN,HORIZONTAL	16	24	-	YES
AZ994	CARPENTER SHOP,NE,BELOW CEILING	OTHER MATERIAL	WHITE,OTH,CEIL MAT'L,HORIZONTAL	-	-	-	YES
AZ995	CARPENTER SHOP,NE,BELOW CEILING	DUPLICATE SAMPLE	WHITE,OTH,CEIL MAT'L,HORIZONTAL	-	-	-	YES
AZ996	BOILER RM,E,BELOW CEILING	BOILERS/TANKS	WHITE,OTH,FLUE	-	-	-	YES
AZ997	BOILER RM,W,BELOW CEILING	TRANSITE PANEL BOARD	GRAY,OTH,TRANSITE,VERTICAL	60	-	-	YES

[a]Asbestos content presented for layered samples represents the highest concentration layer.

Quadrant Codes
C = Center
N = North
E = East
S = South
W = West
NE = Northeast
NW = Northwest
SE = Southeast
SW = Southwest

System Codes
STM = Steam
CHW = Chilled Water
HHW = Heating Hot Water
DOM = Domestic Water
OTH = Other
UNK = Unknown

Asbestos Types
CH = Chrysotile
AM = Amosite
OT = Other

TABLE 280.2

ASBESTOS-CONTAINING MATERIALS - BUILDING 280, UTILITIES BUILDING

TYPE OCCUPANCY: ADULTS (GOVERNMENT)

AREA	PIPE FITTINGS (EA) <4"	4-8"	9-14"	>14"	PIPE RUNS (LF) <4"	4-8"	9-14"	>14"	SPRAY/TROWELED CEILINGS (MSF)	FLOOR TILE (MSF)	BOILERS/ TANKS (MSF)	AIR HANDLING EQUIPMENT (MSF)	OTHER
BATHROOM	-	-	-	-	-	-	-	-	-	0.03	-	-	-
BOILER RM	-	-	-	-	-	-	-	-	-	-	-	-	*
BOILER RM STORAGE	-	-	-	-	-	-	-	-	-	0.40	-	-	-
CARPENTER OFFICE	1	-	-	-	40	-	-	-	-	0.22	-	-	-
CARPENTER SHOP	6	10	-	-	30	160	-	-	-	0.11	-	-	-
CORRIDOR A	2	-	-	-	20	-	-	-	-	0.36	-	-	-
CORRIDOR B	-	3	-	-	-	20	-	-	-	-	-	-	-
KITCHEN	-	-	-	-	-	-	-	-	-	0.15	-	-	-
OFFICE 1	-	-	-	-	-	-	-	-	-	0.08	-	-	-
OFFICE 2	2	-	-	-	30	-	-	-	-	0.24	-	-	-
STORE ROOM	5	24	6	-	96	220	75	-	-	-	-	-	-
UTILITIES RM	4	4	-	-	25	30	-	-	-	0.30	-	-	-
TOTALS	20	41	6	-	241	430	75	-	-	1.89	-	-	*

* Other material present in various units of measure. See Table 280.3 for material descriptions.

EA - Each
LF - Linear Feet
MSF - Thousand Square Feet

TABLE 280.3

OTHER ASBESTOS-CONTAINING MATERIAL - BUILDING 280, UTILITIES BUILDING,

TYPE OCCUPANCY: ADULTS (GOVERNMENT)

AREA	MATERIAL TYPE	QUANTITY (UNIT)
BOILER RM	TRANSITE PANEL BOARD	0.08 (MSF)

EA - Each
LF - Linear Feet
MSF - Thousand Square Feet

F:\3886TB2.TAB

TABLE 280.4

EXPOSURE ASSESSMENTS (PRIORITY ORDER) - BUILDING 280, UTILITIES BUILDING

TYPE OCCUPANCY: ADULTS (GOVERNMENT)

SAMPLE NO.	AREA	MATERIAL TYPE	PRIOR. INDEX CODE	PRIORITY INDEX NUMBER	EXPOSURE FACTORS 1	2	3	4	5	AVG. EXP. HOURS	% ASB.
AZ997	BOILER RM	TRANSITE PANEL BOARD	C	4.240E04	2	3	1	2	8	40.00	60
AZ988	STORE ROOM	4-8" PIPE RUN	C	3.300E04	3	3	1	2	6	20.00	20
AZ987	STORE ROOM	<4" PIPE RUN	C	1.170E04	3	2	1	2	6	20.00	28
AZ987	CARPENTER OFFICE	<4" PIPE RUN	C	2.760E03	2	2	1	2	4	40.00	28
AZ989	CARPENTER SHOP	<4" PIPE FITTING	B	3.960E02	3	1	2	2	12	40.00	20
AZ990	CARPENTER SHOP	<4" PIPE RUN	A	6.960E01	2	1	2	2	12	40.00	20
AZ980	STORE ROOM	9-14" PIPE RUN	A	3.600E01	3	1	1	2	6	20.00	20
AZ984	STORE ROOM	4-8" PIPE RUN	A	3.600E01	3	1	1	2	6	20.00	25
AZ985	STORE ROOM	4-8" PIPE FITTING	A	3.600E01	3	1	1	2	6	20.00	20
AZ986	STORE ROOM	9-14" PIPE FITTING	A	3.600E01	3	1	1	2	6	20.00	26
AZ984	CORRIDOR B	4-8" PIPE RUN	A	2.100E01	2	1	1	2	10	40.00	25
AZ985	CORRIDOR B	4-8" PIPE FITTING	A	2.100E01	2	1	1	2	10	40.00	20
AZ989	CARPENTER OFFICE	<4" PIPE FITTING	A	8.400E00	1	2	1	2	4	40.00	20
AZ989	STORE ROOM	<4" PIPE FITTING	A	4.200E00	1	2	1	2	4	20.00	20
AZ984	UTILITIES RM	4-8" PIPE RUN	A	7.400E-1	1	2	1	1	4	20.00	25
AZ993	CARPENTER SHOP	4-8" PIPE RUN	A	2.160E-1	1	1	1	2	12	40.00	40
AZ987	CORRIDOR A	<4" PIPE RUN	A	6.500E-2	1	1	1	2	10	40.00	28
AZ989	CORRIDOR A	<4" PIPE FITTING	A	6.500E-2	1	1	1	2	10	40.00	20
AZ987	OFFICE 2	<4" PIPE RUN	A	3.250E-2	1	1	1	2	5	40.00	28
AZ989	OFFICE 2	<4" PIPE FITTING	A	3.250E-2	1	1	1	2	5	40.00	20
AZ991	CARPENTER SHOP	4-8" PIPE FITTING	A	1.320E-2	1	1	1	1	12	40.00	26
AZ985	UTILITIES RM	4-8" PIPE FITTING	A	1.300E-2	1	1	1	2	4	20.00	20
AZ987	UTILITIES RM	<4" PIPE RUN	A	1.300E-2	1	1	1	2	4	20.00	28
AZ989	UTILITIES RM	<4" PIPE FITTING	A	1.300E-2	1	1	1	2	4	20.00	20
AZ964	BATHROOM	CEILING TILE	A	0	3	3	1	2	4	5.00	0
AZ964	BOILER RM STORAGE	CEILING TILE	A	0	3	1	1	1	15	5.00	0
AZ964	CORRIDOR A	CEILING TILE	A	0	3	3	1	3	2	40.00	0
AZ964	KITCHEN	CEILING TILE	A	0	3	3	1	3	25	5.00	0
AZ964	OFFICE 1	CEILING TILE	A	0	3	3	1	3	2	40.00	0

Priority Index Codes
A [=] Long Term Corrective Measure
B [=] Review Management Special Considerations/Remarks
C [=] Army Asbestos Deficiency Abatement Project

Priority Index Numbers Are In Scientific Notation

Exposure Factors
1 [=] Material Friability
2 [=] Occupant Accessability
3 [=] Material Condition
4 [=] Level Of Activity
5 [=] Number Of Assigned Occupants

TABLE 280.4
(continued)

EXPOSURE ASSESSMENTS (PRIORITY ORDER) - BUILDING 280, UTILITIES BUILDING

TYPE OCCUPANCY: ADULTS (GOVERNMENT)

SAMPLE NO.	AREA	MATERIAL TYPE	PRIOR. INDEX CODE	PRIORITY INDEX NUMBER	EXPOSURE FACTORS 1	2	3	4	5	AVG. EXP. HOURS	% ASB.
AZ964	OFFICE 2	CEILING TILE	A	0	3	3	1	3	2	40.00	0
AZ964	TOILET	CEILING TILE	A	0	3	2	1	2	15	5.00	0
AZ968	CARPENTER OFFICE	PLASTER CEILINGS & WALLS	A	0	3	3	1	2	1	40.00	0
AZ969	BATHROOM	PLASTER CEILINGS & WALLS	A	0	2	1	1	1	4	5.00	0
AZ969	BOILER RM	PLASTER CEILINGS & WALLS	A	0	2	1	1	1	2	40.00	0
AZ969	CARPENTER OFFICE	PLASTER CEILINGS & WALLS	A	0	2	2	1	2	1	40.00	0
AZ969	CORRIDOR A	PLASTER CEILINGS & WALLS	A	0	2	1	1	1	4	40.00	0
AZ969	CORRIDOR B	PLASTER CEILINGS & WALLS	A	0	2	3	1	3	15	40.00	0
AZ969	KITCHEN	PLASTER CEILINGS & WALLS	A	0	2	1	1	1	25	5.00	0
AZ969	OFFICE 1	PLASTER CEILINGS & WALLS	A	0	2	1	1	1	4	40.00	0
AZ969	OFFICE 2	PLASTER CEILINGS & WALLS	A	0	2	1	1	1	4	40.00	0
AZ969	UTILITIES RM	PLASTER CEILINGS & WALLS	A	0	2	3	1	2	18	40.00	0
AZ973	CARPENTER SHOP	PLASTER CEILINGS & WALLS	A	0	3	1	1	1	12	40.00	0
AZ973	CORRIDOR B	PLASTER CEILINGS & WALLS	A	0	3	1	1	3	15	40.00	0
AZ973	UTILITIES RM	PLASTER CEILINGS & WALLS	A	0	1	1	1	1	18	40.00	0
AZ976	OFFICE 3	CEILING TILE	A	0	3	1	1	2	1	20.00	0
AZ978	OFFICE 3	PLASTER CEILINGS & WALLS	A	0	2	3	2	2	1	20.00	0
AZ982	STORE ROOM	PLASTER CEILINGS & WALLS	A	0	2	1	2	2	6	20.00	0
AZ994	CARPENTER SHOP	PLASTER CEILINGS & WALLS	A	0	2	1	1	1	12	40.00	0
AZ996	BOILER RM	BOILERS/TANKS	A	0	1	3	1	1	8	40.00	0

Priority Index Codes
A [=] Long Term Corrective Measure
B [=] Review Management Special Considerations/Remarks
C [=] Army Asbestos Deficiency Abatement Project

Priority Index Numbers Are In Scientific Notation

Exposure Factors
1 [=] Material Friability
2 [=] Occupant Accessability
3 [=] Material Condition
4 [=] Level Of Activity
5 [=] Number Of Assigned Occupants

TABLE 280.5

COST ESTIMATE* - BUILDING 280, UTILITIES BUILDING

TYPE OCCUPANCY: ADULTS (GOVERNMENT)

DESCRIPTION	UNIT COST ($)	AREA 1	AREA 2	AREA 3	AREA 4	AREA 5	AREA 6	AREA 7	AREA 8	AREA 9	AREA 10	AREA 11
Pipe Fittings (EA)												
<4"	70.30	-	-	-	**	0.4	0.1	-	-	-	0.1	0.4
4-8"	85.80	-	-	-	-	0.9	-	0.3	-	-	-	2.1
9-14"	147.00	-	-	-	-	-	-	-	-	-	-	0.9
>14"	216.00	-	-	-	-	-	-	-	-	-	-	-
Pipe Runs (LF)												
<4"	26.50	-	-	-	1.1	0.8	0.5	-	-	-	0.8	2.5
4-8"	30.50	-	-	-	-	4.9	-	0.6	-	-	-	6.7
9-14"	42.50	-	-	-	-	-	-	-	-	-	-	3.2
>14"	60.80	-	-	-	-	-	-	-	-	-	-	-
Sprayed/Troweled Ceilings (SF)	9.60	-	-	-	-	-	-	-	-	-	-	-
Floor Tile (SF)	5.60	0.2	-	2.2	1.2	0.6	2.0	-	0.8	0.5	1.3	-
Boilers/Tanks (SF)	37.90	-	-	-	-	-	-	-	-	-	-	-
Air Handling Equipment (SF)	20.00	-	-	-	-	-	-	-	-	-	-	-
Other		-	0.9	-	-	-	-	-	-	-	-	-
SUBTOTAL		0.2	0.9	2.2	2.4	7.6	2.7	0.9	0.8	0.5	2.3	15.7
Difficulty Allowance		-	-	-	1.1	5.3	0.7	0.4	-	-	0.9	24.2
SUBTOTAL		0.2	0.9	2.2	3.5	12.9	3.4	1.3	0.8	0.5	3.2	39.9
Decontamination Units		0.5	0.5	0.5	0.5	0.5	0.5	0.5	0.5	0.5	0.5	0.5
Mobilization		0.4	0.4	0.4	0.4	0.4	0.4	0.4	0.4	0.4	0.4	0.4
SUBTOTAL		1.0	1.7	3.1	4.4	13.7	4.2	2.2	1.7	1.3	4.1	40.8
Contingency @ 15.00%		0.2	0.3	0.5	0.7	2.1	0.6	0.3	0.3	0.2	0.6	6.1
SUBTOTAL		1.2	2.0	3.5	5.0	15.8	4.9	2.5	2.0	1.5	4.7	46.9
Design Fee @ 6.00%		**	0.1	0.2	0.3	0.9	0.3	0.1	0.1	**	0.3	2.8
SUBTOTAL		1.3	2.1	3.8	5.3	16.7	5.1	2.6	2.1	1.6	5.0	49.7
Air Monitoring		0.9	0.9	0.9	0.9	0.9	0.9	0.9	0.9	0.9	0.9	0.9
TOTAL		2.1	3.0	4.6	6.2	17.6	6.0	3.5	2.9	2.5	5.8	50.6

*Amounts Are In Thousands Of Dollars

**Less Than $100 For The Area; Amount Not Printed But Included In Total(s)

AREA 1: BATHROOM
AREA 2: BOILER RM
AREA 3: BOILER RM STORAGE
AREA 4: CARPENTER OFFICE
AREA 5: CARPENTER SHOP
AREA 6: CORRIDOR A
AREA 7: CORRIDOR B
AREA 8: KITCHEN
AREA 9: OFFICE 1
AREA 10: OFFICE 2
AREA 11: STORE ROOM

TABLE 280.5
(continued)

COST ESTIMATE* - BUILDING 280, UTILITIES BUILDING

TYPE OCCUPANCY: ADULTS (GOVERNMENT)

DESCRIPTION	UNIT COST ($)	AREA 12	TOTAL
Pipe Fittings (EA)			
<4"	70.30	0.3	1.4
4-8"	85.80	0.3	3.5
9-14"	147.00	-	0.9
>14"	216.00	-	-
Pipe Runs (LF)			
<4"	26.50	0.7	6.4
4-8"	30.50	0.9	13.1
9-14"	42.50	-	3.2
>14"	60.80	-	-
Sprayed/Troweled Ceilings (SF)	9.60	-	-
Floor Tile (SF)	5.60	1.7	10.6
Boilers/Tanks (SF)	37.90	-	-
Air Handling Equipment (SF)	20.00	-	-
Other		-	0.9
SUBTOTAL		3.9	40.0
Difficulty Allowance		1.1	33.8
SUBTOTAL		5.0	73.7
Decontamination Units		0.5	6.2
Mobilization		0.4	4.2
SUBTOTAL		5.8	84.1
Contingency @ 15.00%		0.9	12.6
SUBTOTAL		6.7	96.7
Design Fee @ 6.00%		0.4	5.8
SUBTOTAL		7.1	102.5
Air Monitoring		0.9	10.3
TOTAL		8.0	112.8

*Amounts Are In Thousands Of Dollars

**Less Than $100 For The Area; Amount Not Printed But Included In Total(s)

AREA 12: UTILITIES RM

SECTION 280.4

PHOTOGRAPHS

AZ987 - Store Room - Pipe insulation tested positive.

AZ989 - Carpenter Shop - Damaged pipe fitting insulation tested positive.

AZ990 - Carpenter Shop - Pipe insulation tested positive.



AZ997 - Boiler Room - Transite panel board tested positive.

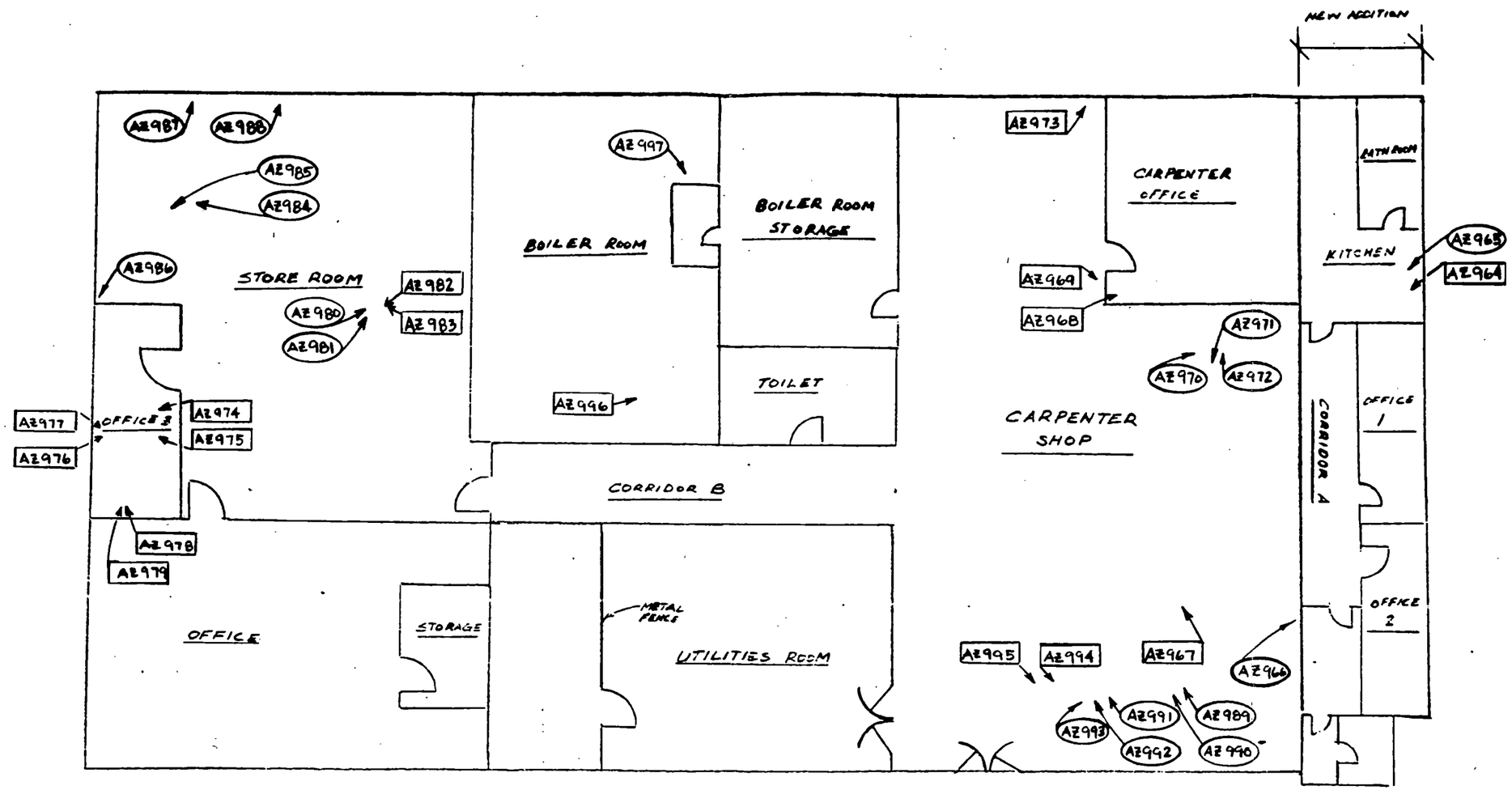

BLDG. 280 FLOOR PLAN

N

LEGEND

FHnnn POSITIVE SAMPLE

FHnnn NEGATIVE SAMPLE

WESTON
MANAGERS DESIGNERS/CONSULTANTS

282

FIRE DEPARTMENT

282

FIRE DEPARTMENT

282.1 GENERAL

Building 282 was surveyed by WESTON technicians on 17 January 1990.

The first three portions of this facility report summarize the results of this inspection. Photograph of one sample location is provided in Section 282.4.

Polarized Light Microscopy (PLM) with dispersion staining was used to analyze 26 samples of suspect material collected from the building. Of these samples, 16 were found to be asbestos-containing materials (ACM). Table 282.1 lists the analytical results for the bulk samples.

282.2 ACM AND EXPOSURE ASSESSMENT

The location, description, and analytical results for each bulk sample from Building 2000 are presented in Table 282.1. An area-by-area inventory of ACM is provided in Table 282.2 and 282.3 "Other Asbestos-Containing Materials," listed in Table 282.3, are materials which do not match the standard caption categories listed in Table 282.2. A prioritized listing of exposure assessments is presented in Table 282.4. An itemized area-by-area cost estimate for removal and replacement is provided in Table 282.5. The method by which removal/replacement costs are calculated is described in the ISSUES COMMON TO ALL BUILDINGS Section of this report. Building floor plans (see attachment) indicate sample locations and building area names as they are listed in Tables 282.2 and 282.5.

282.3 RECOMMENDATIONS/CONCLUSIONS

WESTON recommends:

- Asbestos-containing materials should be labeled under O&M Program.

TABLE 282.1

BULK SAMPLE ANALYSIS RESULTS - BUILDING 282, FIRE DEPARTMENT

TYPE OCCUPANCY: ADULTS (PUBLIC)

SAMPLE NO.	LOCATION	ITEM	DESCRIPTION	PERCENT ASBESTOS CH	AM	OT	LAYERED[a]
AP796	MECH RM,E,BELOW CEILING	OTHER MATERIAL	TAN,UNK,GASKET	-	-	-	YES
AP797	MECH RM,SW,BELOW CEILING	OTHER MATERIAL	BLACK,UNK,GASKET,HORIZONTAL	-	-	-	NO
AP798	MECH RM,NW,BELOW CEILING	BOILERS/TANKS	GRAY,HHW,WTR HEATER,VERTICAL	-	-	-	NO
AP799	MECH RM,NE,BELOW CEILING	<4" PIPE RUN	WHITE,UNK,PIPE RUN,VERTICAL	30	15	1	NO
AP800	MECH RM,NE,BELOW CEILING	DUPLICATE SAMPLE	WHITE,OTH,PIPE RUN,VERTICAL	25	15	1	NO
AP801	MECH RM,NE,BELOW CEILING	<4" PIPE FITTING	WHITE,UNK,FITTING	45	-	-	NO
AP802	STORAGE RM,SE,BELOW CEILING	FLOOR TILE	TAN,OTH,FLOOR TILE,HORIZONTAL	1	-	-	NO
AP803	TV RM,SW,BELOW CEILING	CEILING BOARD	WHITE,OTH,CEIL TILE,HORIZONTAL	-	-	-	NO
AP804	CORRIDOR,N,BELOW CEILING	FLOOR TILE	RED,OTH,FLOOR TILE,HORIZONTAL	7	-	-	NO
AP805	OFFICE 1,S,BELOW CEILING	CEILING BOARD	WHITE,OTH,CEIL TILE,HORIZONTAL	-	-	-	NO
AP806	KITCHEN,N,BELOW CEILING	FLOOR TILE	BLACK,OTH,FLOOR TILE,HORIZONTAL	-	-	-	NO
AP807	KITCHEN,N,BELOW CEILING	FLOOR TILE	BLACK,OTH,FLOOR TILE,HORIZONTAL	5	-	-	NO
AP808	LOUNGE,W,BELOW CEILING	FLOOR TILE	BROWN,OTH,FLOOR TILE,HORIZONTAL	7	-	-	NO
AP809	CORRIDOR,NE,BELOW CEILING	4-8" PIPE RUN	GRAY,OTH,PIPE RUN,HORIZONTAL	5	-	-	YES
AP810	CORRIDOR,NE,BELOW CEILING	4-8" PIPE RUN	GRAY,OTH,PIPE RUN,HORIZONTAL	5	-	-	YES
AP811	LOUNGE,W,BELOW CEILING	FLOOR TILE	BROWN,OTH,FLOOR TILE,HORIZONTAL	5	-	-	NO
AP812	LOUNGE,E,BELOW CEILING	CEILING BOARD	WHITE,OTH,CEIL TILE,HORIZONTAL	-	-	-	NO
AP813	DISPATCHER'S OFFICE,S,BELOW CEILING	FLOOR TILE	OTHER,OTH,FLOOR TILE,HORIZONTAL	3	-	-	NO
AP814	DISPATCHER'S OFFICE,S,BELOW CEILING	FLOOR TILE	BROWN,OTH,FLOOR TILE,HORIZONTAL	10	-	-	NO
AP815	CRAWL SPACE,S,BELOW CEILING	<4" PIPE RUN	GRAY,UNK,PIPE RUN,HORIZONTAL	25	-	-	YES
AP816	CRAWL SPACE,N,BELOW CEILING	<4" PIPE RUN	GRAY,UNK,PIPE RUN,HORIZONTAL	15	-	-	NO
AP817	CORRIDOR,NE,BELOW CEILING	4-8" PIPE FITTING	WHITE,UNK,FITTING	30	1	<1	NO
AP818	CRAWL SPACE,N,BELOW CEILING	<4" PIPE FITTING	WHITE,UNK,FITTING	35	10	1	NO
AP819	FIREMEN'S DORM,S,BELOW CEILING	OTHER MATERIAL	RED,OTH,FLOORING,HORIZONTAL	-	-	-	YES

[a]Asbestos content presented for layered samples represents the highest concentration layer.

Quadrant Codes
C = Center
N = North
E = East
S = South
W = West
NE = Northeast
NW = Northwest
SE = Southeast
SW = Southwest

System Codes
STM = Steam
CHW = Chilled Water
HHW = Heating Hot Water
DOM = Domestic Water
OTH = Other
UNK = Unknown

Asbestos Types
CH = Chrysotile
AM = Amosite
OT = Other

TABLE 282.1
(continued)

BULK SAMPLE ANALYSIS RESULTS - BUILDING 282, FIRE DEPARTMENT

TYPE OCCUPANCY: ADULTS (PUBLIC)

SAMPLE NO.	LOCATION	ITEM	DESCRIPTION	PERCENT ASBESTOS CH	AM	OT	LAYERED[a]
AP820	FIREMEN'S DORM,S,BELOW CEILING	DUPLICATE SAMPLE	RED,OTH,FLOORING,HORIZONTAL	-	-	-	NO
AP821	FIREMEN'S DORM,S,BELOW CEILING	CEILING BOARD	WHITE,OTH,CEIL TILE,HORIZONTAL	-	-	-	NO

[a]Asbestos content presented for layered samples represents the highest concentration layer.

Quadrant Codes
C = Center
N = North
E = East
S = South
W = West
NE = Northeast
NW = Northwest
SE = Southeast
SW = Southwest

System Codes
STM = Steam
CHW = Chilled Water
HHW = Heating Hot Water
DOM = Domestic Water
OTH = Other
UNK = Unknown

Asbestos Types
CH = Chrysotile
AM = Amosite
OT = Other

TABLE 282.2

ASBESTOS-CONTAINING MATERIALS - BUILDING 282, FIRE DEPARTMENT

TYPE OCCUPANCY: ADULTS (PUBLIC)

AREA	PIPE FITTINGS (EA)				PIPE RUNS (LF)				SPRAY/TROWELED CEILINGS (MSF)	FLOOR TILE (MSF)	BOILERS/ TANKS (MSF)	AIR HANDLING EQUIPMENT (MSF)	OTHER
	<4"	4-8"	9-14"	>14"	<4"	4-8"	9-14"	>14"					
BATHROOM	-	-	-	-	-	-	-	-	-	0.10	-	-	-
CORRIDOR	-	10	-	-	-	20	-	-	-	0.30	-	-	-
CRAWL SPACE	4	-	-	-	111	-	-	-	-	-	-	-	-
DISPATCHER'S OFFICE	-	-	-	-	-	-	-	-	-	0.16	-	-	-
KITCHEN	-	-	-	-	-	-	-	-	-	0.01	-	-	-
LOUNGE	-	6	-	-	-	20	-	-	-	0.40	-	-	-
MECH RM	10	-	-	-	2	-	-	-	-	-	-	-	-
OFFICE 1	-	-	-	-	-	-	-	-	-	0.10	-	-	-
OFFICE 3	-	-	-	-	-	-	-	-	-	0.24	-	-	-
STORAGE RM	-	-	-	-	-	-	-	-	-	0.11	-	-	-
TOTALS	14	16	-	-	113	40	-	-	-	1.41	-	-	-

* Other material present in various units of measure. See Table 282.3 for material descriptions.

EA - Each
LF - Linear Feet
MSF - Thousand Square Feet

TABLE 282.3

OTHER ASBESTOS-CONTAINING MATERIAL - BUILDING 282, FIRE DEPARTMENT

TYPE OCCUPANCY: ADULTS (PUBLIC)

AREA	MATERIAL TYPE	QUANTITY (UNIT)
NO OTHER ASBESTOS-CONTAINING MATERIAL FOUND IN THIS BUILDING		

EA - Each
LF - Linear Feet
MSF - Thousand Square Feet

F:\3886TB2.TAB

TABLE 282.4

EXPOSURE ASSESSMENTS (PRIORITY ORDER) - BUILDING 282, FIRE DEPARTMENT

TYPE OCCUPANCY: ADULTS (PUBLIC)

SAMPLE NO.	AREA	MATERIAL TYPE	PRIOR. INDEX CODE	PRIORITY INDEX NUMBER	EXPOSURE FACTORS 1	2	3	4	5	AVG. EXP. HOURS	% ASB.
AP818	CRAWL SPACE	<4" PIPE FITTING	A	2.300E01	2	3	1	1	1	1.00	46
AP815	CRAWL SPACE	<4" PIPE RUN	A	3.000E00	2	2	1	1	1	1.00	25
AP816	CRAWL SPACE	<4" PIPE RUN	A	3.000E00	2	2	1	1	1	1.00	15
AP799	MECH RM	<4" PIPE RUN	A	7.750E-5	1	1	1	1	1	1.00	46
AP801	MECH RM	<4" PIPE FITTING	A	7.750E-5	1	1	1	1	1	1.00	45
AP817	CORRIDOR	4-8" PIPE FITTING	A	2.750E-5	1	1	1	1	1	1.00	32
AP817	LOUNGE	4-8" PIPE FITTING	A	2.750E-5	1	1	1	1	1	1.00	32
AP809	CORRIDOR	4-8" PIPE RUN	A	5.000E-6	1	1	1	1	1	1.00	5
AP809	LOUNGE	4-8" PIPE RUN	A	5.000E-6	1	1	1	1	1	1.00	5
AP810	CORRIDOR	4-8" PIPE RUN	A	5.000E-6	1	1	1	1	1	1.00	5
AP796	MECH RM	GASKET	A	0	1	1	1	1	1	1.00	0
AP797	MECH RM	GASKET	A	0	1	1	1	1	1	1.00	0
AP798	MECH RM	BOILERS/TANKS	A	0	1	1	1	1	1	1.00	0
AP803	TV RM	CEILING BOARD	A	0	2	2	1	1	15	40.00	0
AP805	DISPATCHER'S OFFICE	CEILING BOARD	A	0	2	2	1	1	15	40.00	0
AP805	OFFICE 1	CEILING BOARD	A	0	2	2	1	1	15	40.00	0
AP812	LOUNGE	CEILING BOARD	A	0	2	2	1	1	15	40.00	0
AP812	OFFICE 2	CEILING BOARD	A	0	2	2	1	1	15	40.00	0
AP821	CHIEF'S DORM	CEILING BOARD	A	0	2	2	1	1	8	40.00	0
AP821	CLASSROOM	CEILING BOARD	A	0	2	2	1	1	8	40.00	0
AP821	FIREMEN'S DORM	CEILING BOARD	A	0	2	2	1	1	8	40.00	0

Priority Index Codes
A [=] Long Term Corrective Measure
B [=] Review Management Special Considarations/Remarks
C [=] Army Asbestos Deficiency Abatement Project

Priority Index Numbers Are In Scientific Notation

Exposure Factors
1 [=] Material Friability
2 [=] Occupant Accessability
3 [=] Material Condition
4 [=] Level Of Activity
5 [=] Number Of Assigned Occupants

TABLE 282.5

COST ESTIMATE* - BUILDING 282, FIRE DEPARTMENT

TYPE OCCUPANCY: ADULTS (PUBLIC)

DESCRIPTION	UNIT COST ($)	AREA 1	AREA 2	AREA 3	AREA 4	AREA 5	AREA 6	AREA 7	AREA 8	AREA 9	AREA 10	TOTAL
Pipe Fittings (EA)												
<4"	70.30	-	-	0.3	-	-	-	0.7	-	-	-	1.0
4-8"	85.80	-	0.9	-	-	-	0.5	-	-	-	-	1.4
9-14"	147.00	-	-	-	-	-	-	-	-	-	-	-
>14"	216.00	-	-	-	-	-	-	-	-	-	-	-
Pipe Runs (LF)												
<4"	26.50	-	-	2.9	-	-	-	**	-	-	-	3.0
4-8"	30.50	-	0.6	-	-	-	0.6	-	-	-	-	1.2
9-14"	42.50	-	-	-	-	-	-	-	-	-	-	-
>14"	60.80	-	-	-	-	-	-	-	-	-	-	-
Sprayed/Troweled Ceilings (SF)	9.60	-	-	-	-	-	-	-	-	-	-	-
Floor Tile (SF)	5.60	0.6	1.7	-	0.9	**	2.2	-	0.6	1.3	0.6	7.9
Boilers/Tanks (SF)	37.90	-	-	-	-	-	-	-	-	-	-	-
Air Handling Equipment (SF)	20.00	-	-	-	-	-	-	-	-	-	-	-
Other		-	-	-	-	-	-	-	-	-	-	-
SUBTOTAL		0.6	3.1	3.2	0.9	**	3.4	0.8	0.6	1.3	0.6	14.5
Difficulty Allowance		-	0.8	1.6	0.5	-	1.7	-	0.3	0.7	-	5.5
SUBTOTAL		0.6	4.0	4.8	1.4	**	5.0	0.8	0.8	2.0	0.6	20.0
Decontamination Units		0.6	0.6	0.6	0.6	0.6	0.6	0.6	0.6	0.6	0.6	6.2
Mobilization		0.4	0.4	0.4	0.4	0.4	0.4	0.4	0.4	0.4	0.4	4.2
SUBTOTAL		1.6	5.0	5.9	2.4	1.1	6.1	1.8	1.9	3.0	1.6	30.4
Contingency @ 15.00%		0.2	0.8	0.9	0.4	0.2	0.9	0.3	0.3	0.5	0.2	4.6
SUBTOTAL		1.8	5.8	6.8	2.8	1.3	7.0	2.1	2.2	3.5	1.9	35.0
Design Fee @ 6.00%		0.1	0.3	0.4	0.2	**	0.4	0.1	0.1	0.2	0.1	2.1
SUBTOTAL		1.9	6.1	7.2	2.9	1.3	7.4	2.2	2.3	3.7	2.0	37.1
Air Monitoring		0.4	0.4	0.4	0.4	0.4	0.4	0.4	0.4	0.4	0.4	3.7
TOTAL		2.3	6.5	7.5	3.3	1.7	7.8	2.6	2.7	4.1	2.4	40.8

*Amounts Are In Thousands Of Dollars

**Less Than $100 For The Area; Amount Not Printed But Included In Total(s)

AREA 1: BATHROOM
AREA 2: CORRIDOR
AREA 3: CRAWL SPACE
AREA 4: DISPATCHER'S OFFICE
AREA 5: KITCHEN
AREA 6: LOUNGE
AREA 7: MECH RM
AREA 8: OFFICE 1
AREA 9: OFFICE 3
AREA 10: STORAGE RM

SECTION 282.4

PHOTOGRAPH

AP799 - Mechanical Room - Pipe insulation tested positive.

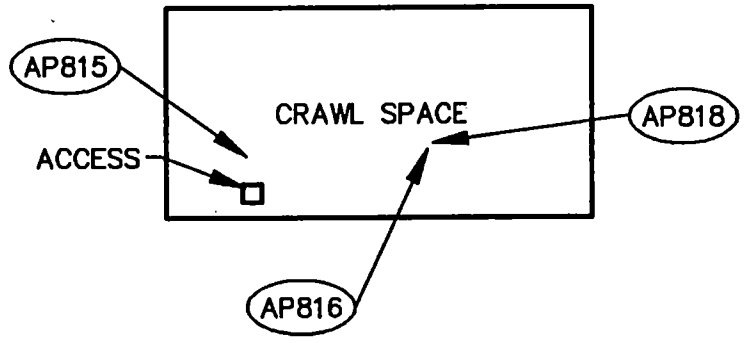

BUILDING 282, CRAWL SPACE

N.T.S.

LEGEND

(AZnnn) POSITIVE SAMPLE

[AZnnn] NEGATIVE SAMPLE

WESTON
MANAGERS DESIGNERS/CONSULTANTS

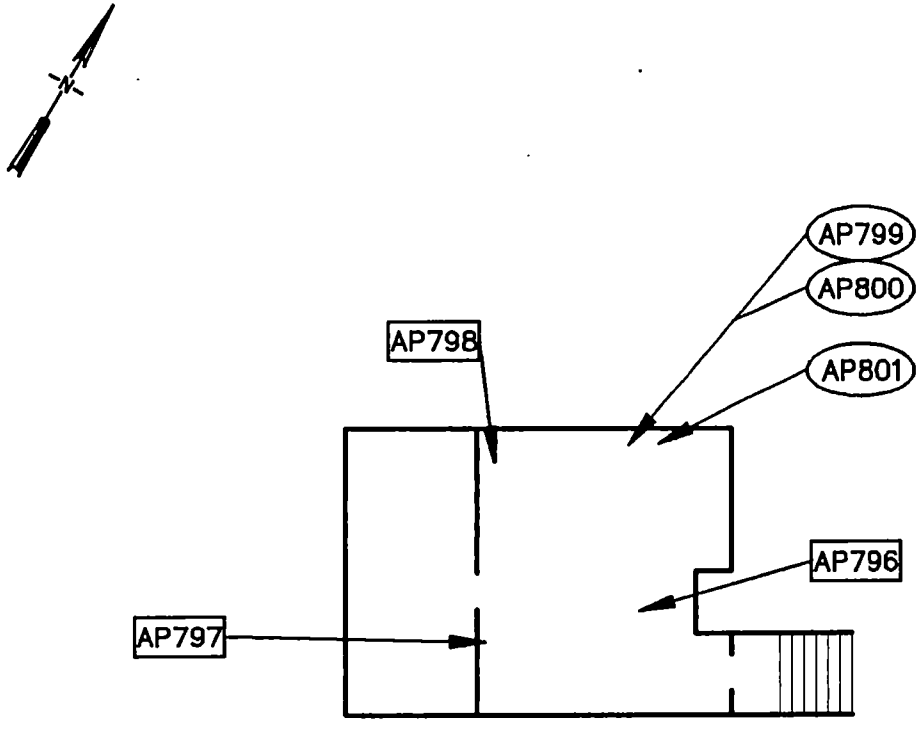

BUILDING 282, MECH RM

N.T.S.

KEY PLAN

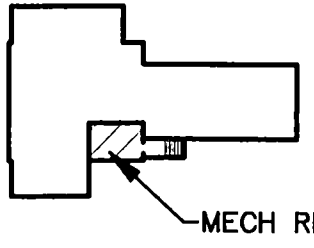

LEGEND

(AZnnn) POSITIVE SAMPLE

[AZnnn] NEGATIVE SAMPLE

WESTON
MANAGERS DESIGNERS/CONSULTANTS

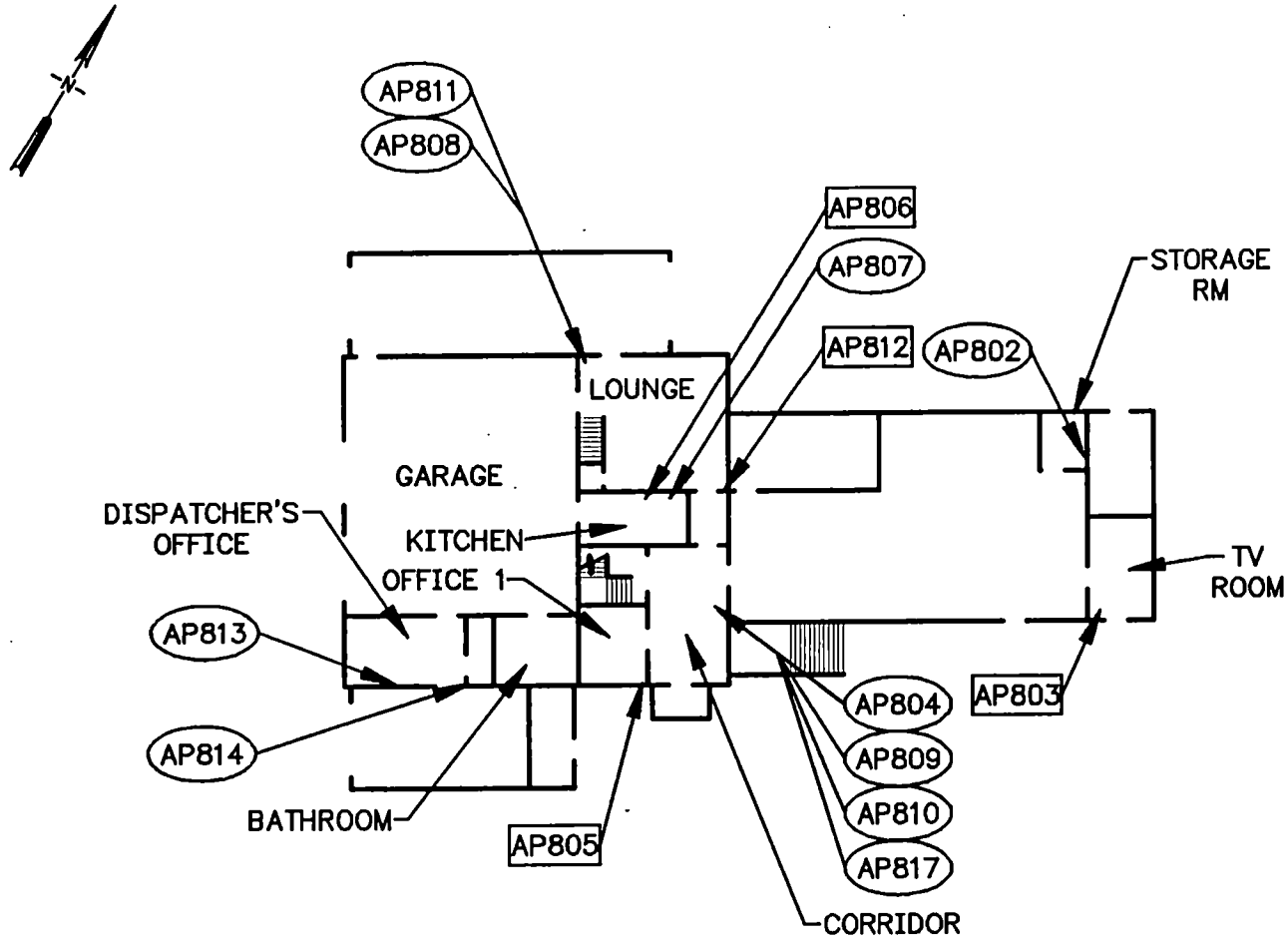

BUILDING 282, FIRST FLOOR

N.T.S.

LEGEND

AZnnn POSITIVE SAMPLE

AZnnn NEGATIVE SAMPLE

WESTON MANAGERS DESIGNERS/CONSULTANTS

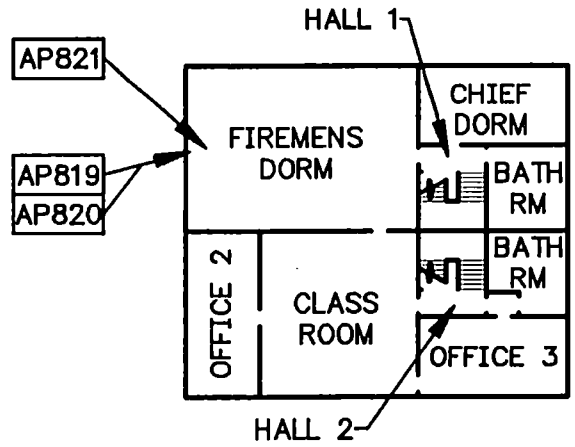

BUILDING 282, SECOND FLOOR

N.T.S.

LEGEND

(AZnnn) POSITIVE SAMPLE

[AZnnn] NEGATIVE SAMPLE

WESTON
MANAGERS DESIGNERS/CONSULTANTS

283

SQUIRE HALL

283

SQUIRE HALL

283.1 GENERAL

Building 283 was surveyed by WESTON technicians on 2 December 1989 through 20 December 1989.

The first three portions of this facility report summarize the results of this inspection. Photographs of some sample locations are provided in Section 283.4.

Polarized Light Microscopy (PLM) with dispersion staining was used to analyze 205 samples of suspect material collected from the building. Of these samples, 145 were found to be asbestos-containing materials (ACM). Table 283.1 lists the analytical results for the bulk samples.

283.2 ACM AND EXPOSURE ASSESSMENT

The location, description, and analytical results for each bulk sample from Building 283 are presented in Table 283.1. An area-by-area inventory of ACM is provided in Table 283.2 and 283.3 "Other Asbestos-Containing Materials," listed in Table 283.3, are materials which do not match the standard caption categories listed in Table 283.2. A prioritized listing of exposure assessments is presented in Table 283.4. An itemized area-by-area cost estimate for removal and replacement is provided in Table 283.5. The method by which removal/replacement costs are calculated is described in the ISSUES COMMON TO ALL BUILDINGS Section of this report. Building floor plans (see attachment) indicate sample locations and building area names as they are listed in Tables 283.2 and 283.5.

283.3 RECOMMENDATIONS/CONCLUSIONS

WESTON recommends:

- The following areas qualify for an Army Asbestos Deficiency Abatement Project (AADAP):

  - Boiler Room
  - Basement Corridor
  - Crawl Space
  - Crawl Space 2
  - Corridor Back Hall
  - Corridor 3

- Stairs 2
- First Floor Rooms 133, 138, and 151
- Second Floor Rooms 230, 231, 232, 237, 238, 239, 240, 241, 242, 243, 244, 245, 246, 249, and 250.

TABLE 283.1

BULK SAMPLE ANALYSIS RESULTS - BUILDING 283, SQUIRE HALL

TYPE OCCUPANCY: ADULTS (GOVERNMENT, PUBLIC)

SAMPLE NO.	LOCATION	ITEM	DESCRIPTION	PERCENT ASBESTOS CH	AM	OT	LAYERED[a]
AZ583	CORRIDOR 1,N,BELOW CEILING	FLOOR TILE	YELLOW,OTH,FLOOR TILE,HORIZONTAL	-	-	-	NO
AZ584	ROOM 111,NA	FLOOR TILE	BROWN,OTH,FLOOR TILE,HORIZONTAL	-	-	-	NO
AZ585	ROOM 111,NA,BELOW CEILING	FLOOR TILE	BROWN,OTH,FLOOR TILE,HORIZONTAL	5	-	-	NO
AZ586	ROOM 111,NA,BELOW CEILING	FLOOR TILE	BROWN,OTH,FLOOR TILE,HORIZONTAL	-	-	-	NO
AZ587	ROOM 111,NA,ABOVE CEILING	OTHER MATERIAL	BLUE,OTH,TAR PAPER,VERTICAL	-	-	-	NO
AZ588	ROOM 109,NA,BELOW CEILING	FLOOR TILE	YELLOW,OTH,FLOOR TILE,HORIZONTAL	3	-	-	NO
AZ589	ROOM 109,NA,BELOW CEILING	FLOOR TILE	BROWN,OTH,FLOOR TILE,HORIZONTAL	5	-	-	NO
AZ590	ROOM 109,NA,BELOW CEILING	FLOOR TILE	BROWN,OTH,FLOOR TILE,HORIZONTAL	-	-	-	YES
AZ591	ROOM 108,NA,BELOW CEILING	FLOOR TILE	BROWN,OTH,FLOOR TILE,HORIZONTAL	5	-	-	NO
AZ592	ROOM 108,NA,BELOW CEILING	FLOOR TILE	BROWN,OTH,FLOOR TILE,HORIZONTAL	2	-	-	NO
AZ593	ROOM 108,NA,BELOW CEILING	DUPLICATE SAMPLE	BROWN,OTH,FLOOR TILE,HORIZONTAL	5	-	-	NO
AZ594	ROOM 108,NA,BELOW CEILING	FLOOR TILE	BROWN,OTH,FLOOR TILE,HORIZONTAL	-	-	-	NO
AZ595	ROOM 115,NA	CEILING TILE	WHITE,OTH,CEIL TILE,HORIZONTAL	-	-	-	NO
#AZ596	ROOM 124,NA	CEILING TILE	WHITE,OTH,CEIL TILE,HORIZONTAL	-	-	-	NO
AZ597	ROOM 118A,NA,BELOW CEILING	FLOOR TILE	BROWN,OTH,FLOOR TILE,HORIZONTAL	5	-	-	NO
AZ598	ROOM 118A,NA,BELOW CEILING	FLOOR TILE	BROWN,OTH,FLOOR TILE,HORIZONTAL	3	-	-	NO
AZ599	ROOM 118A,NA,BELOW CEILING	FLOOR TILE	BROWN,OTH,FLOOR TILE,HORIZONTAL	3	-	-	NO
AZ600	ROOM 118A,NA,BELOW CEILING	DUPLICATE SAMPLE	BROWN,OTH,FLOOR TILE,HORIZONTAL	5	-	-	NO
AZ601	ROOM 118A,NA,BELOW CEILING	FLOOR TILE	BROWN,OTH,FLOOR TILE,HORIZONTAL	7	-	-	NO
AZ602	ROOM 132B,NA,BELOW CEILING	FLOOR TILE	OTH,FLOOR TILE,HORIZONTAL	5	-	-	NO
AZ603	ROOM 132B,NA	CEILING TILE	WHITE,OTH,CEIL TILE,HORIZONTAL	-	-	-	NO
AZ604	ROOM 132B,NA	CEILING TILE	WHITE,OTH,CEIL TILE,HORIZONTAL	-	3	-	NO
AZ605	ROOM 130,NA,BELOW CEILING	FLOOR TILE	OTH,FLOOR TILE,HORIZONTAL	3	-	-	YES
AZ606	ROOM 130,NA	CEILING TILE	WHITE,OTH,CEIL TILE,HORIZONTAL	-	2	-	NO

[a]Asbestos content presented for layered samples represents the highest concentration layer.

Quadrant Codes
C = Center
N = North
E = East
S = South
W = West
NE = Northeast
NW = Northwest
SE = Southeast
SW = Southwest

System Codes
STM = Steam
CHW = Chilled Water
HHW = Heating Hot Water
DOM = Domestic Water
OTH = Other
UNK = Unknown

Asbestos Types
CH = Chrysotile
AM = Amosite
OT = Other

TABLE 283.1
(continued)

BULK SAMPLE ANALYSIS RESULTS - BUILDING 283, SQUIRE HALL

TYPE OCCUPANCY: ADULTS (GOVERNMENT, PUBLIC)

SAMPLE NO.	LOCATION	ITEM	DESCRIPTION	PERCENT ASBESTOS CH	AM	OT	LAYERED[a]
AZ607	ROOM 130,NA,BELOW CEILING	CEILING TILE	WHITE,OTH,CEIL TILE,HORIZONTAL	-	-	-	NO
AZ608	ROOM 130,NA,BELOW CEILING	CEILING TILE	WHITE,OTH,CEIL TILE,HORIZONTAL	-	-	-	NO
AZ609	ROOM 130,NA,BELOW CEILING	CEILING TILE	WHITE,OTH,CEIL TILE,HORIZONTAL	-	-	-	NO
AZ610	ROOM 130,NA,BELOW CEILING	DUPLICATE SAMPLE	WHITE,OTH,CEIL TILE,HORIZONTAL	-	-	-	NO
AZ611	ROOM 159,NA,BELOW CEILING	TRANSITE PANEL BOARD	OTH,TRANSITE,VERTICAL	30	-	-	YES
AZ612	ROOM 159,NA,BELOW CEILING	OTHER MATERIAL	WHITE,OTH,WALL BOARD,VERTICAL	-	-	-	YES
AZ613	ROOM 159,NA,BELOW CEILING	OTHER MATERIAL	BROWN,OTH,WALL BOARD,VERTICAL	-	-	-	NO
AZ614	ROOM 162,NA,BELOW CEILING	TRANSITE PANEL BOARD	OTH,TRANSITE,VERTICAL	40	-	-	YES
AZ615	ROOM 162,NA,BELOW CEILING	OTHER MATERIAL	WHITE,OTH,WALL BOARD,VERTICAL	-	-	-	YES
AZ616	ROOM 162,NA,BELOW CEILING	OTHER MATERIAL	BROWN,OTH,WALL BOARD,VERTICAL	1	-	-	NO
AZ617	ROOM 243,NA,BELOW CEILING	FLOOR TILE	YELLOW,OTH,FLOOR TILE,HORIZONTAL	2	-	-	NO
AZ618	ROOM 128,NA,ABOVE CEILING	<4" PIPE RUN	DOM,PIPE RUN,HORIZONTAL	2	-	-	YES
AZ619	ROOM 128,NA,ABOVE CEILING	<4" PIPE RUN	DOM,PIPE RUN,HORIZONTAL	3	-	-	YES
AZ620	ROOM 243,NA	CEILING TILE	WHITE,OTH,CEIL TILE,HORIZONTAL	-	-	-	NO
AZ621	ROOM 243,NA	DUPLICATE SAMPLE	WHITE,OTH,CEIL TILE,HORIZONTAL	-	-	-	NO
AZ622	ROOM 128,NA,ABOVE CEILING	<4" PIPE FITTING	WHITE,DOM,FITTING,HORIZONTAL	50	-	-	YES
AZ623	ROOM 243,NA,BELOW CEILING	CEILING TILE	WHITE,OTH,CEIL TILE,HORIZONTAL	-	-	-	NO
AZ624	ROOM 243,NA,ABOVE CEILING	<4" PIPE FITTING	WHITE,STM,FITTING,HORIZONTAL	5	-	-	NO
AZ625	ROOM 243,NA,ABOVE CEILING	4-8" PIPE FITTING	WHITE,STM,FITTING,HORIZONTAL	5	-	-	NO
AZ626	ROOM 235,NA,ABOVE CEILING	4-8" PIPE FITTING	WHITE,STM,FITTING,HORIZONTAL	5	-	-	NO
AZ627	ROOM 235,NA,ABOVE CEILING	<4" PIPE FITTING	WHITE,DOM,FITTING,HORIZONTAL	7	-	-	NO
AZ628	ROOM 235,NA,BELOW CEILING	BOILERS/TANKS	WHITE,UNK,TANK,HORIZONTAL	5	-	-	NO
AZ629	ROOM 235,NA,BELOW CEILING	CEILING TILE	WHITE,OTH,CEIL TILE,HORIZONTAL	-	10	-	NO
AZ630	ROOM 235,NA,BELOW CEILING	DUPLICATE SAMPLE	WHITE,OTH,CEIL TILE,HORIZONTAL	-	5	-	NO

[a]Asbestos content presented for layered samples represents the highest concentration layer.

Quadrant Codes
C = Center
N = North
E = East
S = South
W = West
NE = Northeast
NW = Northwest
SE = Southeast
SW = Southwest

System Codes
STM = Steam
CHW = Chilled Water
HHW = Heating Hot Water
DOM = Domestic Water
OTH = Other
UNK = Unknown

Asbestos Types
CH = Chrysotile
AM = Amosite
OT = Other

TABLE 283.1
(continued)

BULK SAMPLE ANALYSIS RESULTS - BUILDING 283, SQUIRE HALL

TYPE OCCUPANCY: ADULTS (GOVERNMENT, PUBLIC)

SAMPLE NO.	LOCATION	ITEM	DESCRIPTION	PERCENT ASBESTOS CH	AM	OT	LAYERED[a]
AZ631	ROOM 235,NA,BELOW CEILING	FLOOR TILE	BROWN,OTH,FLOOR TILE,HORIZONTAL	5	-	-	NO
AZ632	ROOM 235,NA,BELOW CEILING	FLOOR TILE	BROWN,OTH,FLOOR TILE,HORIZONTAL	2	-	-	NO
AZ633	ROOM 235,NA,BELOW CEILING	CEILING TILE	WHITE,OTH,CEIL TILE,HORIZONTAL	-	-	-	YES
AZ634	ROOM 235,NA,BELOW CEILING	BOILERS/TANKS	WHITE,UNK,TANK,HORIZONTAL	3	-	-	YES
AZ635	ROOMS 229A, 229B,NA,BELOW CEILING	FLOOR TILE	BROWN,OTH,FLOOR TILE,HORIZONTAL	3	-	-	NO
AZ636	ROOMS 230, 231,NA	CEILING BOARD	WHITE,OTH,CEIL TILE,HORIZONTAL	-	-	-	YES
AZ637	STAIRS 2,NA,ABOVE CEILING	4-8" PIPE FITTING	WHITE,OTH,FITTING,HORIZONTAL	15	-	-	YES
AZ638	STAIRS 2,NA,ABOVE CEILING	4-8" PIPE RUN	WHITE,OTH,PIPE RUN,HORIZONTAL	40	5	-	YES
AZ639	STAIRS 2,NA,BELOW CEILING	FLOOR TILE	GREEN,OTH,FLOOR TILE,HORIZONTAL	5	-	-	NO
AZ640	STAIRS 2,NA,BELOW CEILING	FLOOR TILE	GREEN,OTH,FLOOR TILE,HORIZONTAL	15	-	-	NO
AZ641	STAIRS 2,NA,BELOW CEILING	DUPLICATE SAMPLE	GREEN,OTH,FLOOR TILE,HORIZONTAL	5	-	-	NO
AZ642	ROOMS 222, 223,NA	CEILING TILE	BROWN,OTH,CEIL TILE,HORIZONTAL	-	-	-	YES
AZ643	ROOM 221,NA	CEILING TILE	BROWN,OTH,CEIL TILE,HORIZONTAL	-	-	-	YES
AZ644	ROOMS 249, 250,NA	CEILING TILE	WHITE,OTH,CEIL TILE,HORIZONTAL	-	-	-	YES
AZ645	ROOMS 249, 250,NA	CEILING TILE	WHITE,OTH,CEIL TILE,HORIZONTAL	-	-	-	YES
AZ646	ROOMS 249, 250,NA	CEILING TILE	WHITE,OTH,CEIL TILE,HORIZONTAL	-	-	-	YES
AZ647	ROOM 256,NA,BELOW CEILING	EXPANSION JOINT(S)	WHITE,OTH,EXP JOINT,HORIZONTAL	50	-	-	NO
AZ648	ROOM 215,NA	CEILING BOARD	WHITE,OTH,CEIL TILE,HORIZONTAL	-	-	-	NO
AZ649	CORRIDOR 4,NA	CEILING BOARD	WHITE,OTH,CEIL TILE,HORIZONTAL	-	-	-	NO
AZ650	ROOM 217A,NA	CEILING TILE	WHITE,OTH,CEIL TILE,HORIZONTAL	-	-	-	NO
AZ651	ROOM 217A,NA	DUPLICATE SAMPLE	WHITE,OTH,CEIL TILE,HORIZONTAL	-	-	-	NO
AZ652	TOILET,NA,BELOW CEILING	FLOOR TILE	YELLOW,OTH,FLOOR TILE,HORIZONTAL	5	-	-	NO
AZ653	STAIRS 4,NA,BELOW CEILING	FLOOR TILE	BLACK,OTH,FLOOR TILE,HORIZONTAL	-	-	-	NO
AZ654	CRAWL SPACE,NA,BELOW CEILING	4-8" PIPE RUN	WHITE,UNK,PIPE RUN,HORIZONTAL	30	10	-	YES

[a]Asbestos content presented for layered samples represents the highest concentration layer.

Quadrant Codes
C - Center
N - North
E - East
S - South
W - West
NE - Northeast
NW - Northwest
SE - Southeast
SW - Southwest

System Codes
STM - Steam
CHW - Chilled Water
HHW - Heating Hot Water
DOM - Domestic Water
OTH - Other
UNK - Unknown

Asbestos Types
CH - Chrysotile
AM - Amosite
OT - Other

TABLE 283.1
(continued)

BULK SAMPLE ANALYSIS RESULTS - BUILDING 283, SQUIRE HALL

TYPE OCCUPANCY: ADULTS (GOVERNMENT, PUBLIC)

SAMPLE NO.	LOCATION	ITEM	DESCRIPTION	PERCENT ASBESTOS CH	AM	OT	LAYERED[a]
AZ655	CRAWL SPACE,NA,BELOW CEILING	4-8" PIPE RUN	WHITE,UNK,PIPE RUN,HORIZONTAL	40	10	-	YES
AZ656	CRAWL SPACE,NA,BELOW CEILING	4-8" PIPE FITTING	WHITE,UNK,FITTING,HORIZONTAL	40	15	-	NO
AZ657	CRAWL SPACE,NA,BELOW CEILING	DEBRIS	OTHER,UNK,DEBRIS,HORIZONTAL	35	10	-	NO
AZ658	CRAWL SPACE,NA,BELOW CEILING	4-8" PIPE RUN	WHITE,UNK,PIPE RUN,HORIZONTAL	50	7	1	NO
AZ659	CRAWL SPACE,NA,BELOW CEILING	4-8" PIPE RUN	GRAY,UNK,PIPE RUN,HORIZONTAL	15	-	-	YES
AZ660	CRAWL SPACE,NA,BELOW CEILING	DUPLICATE SAMPLE	GRAY,UNK,PIPE RUN,HORIZONTAL	30	-	-	YES
AZ661	CRAWL SPACE,NA,BELOW CEILING	<4" PIPE RUN	GRAY,UNK,PIPE RUN,HORIZONTAL	1	-	-	YES
AZ662	CRAWL SPACE,NA,BELOW CEILING	4-8" PIPE RUN	WHITE,UNK,PIPE RUN,HORIZONTAL	20	30	-	NO
AZ663	CRAWL SPACE,NA,BELOW CEILING	<4" PIPE FITTING	WHITE,UNK,FITTING,HORIZONTAL	30	5	-	YES
AZ664	CRAWL SPACE,NA,BELOW CEILING	<4" PIPE FITTING	WHITE,UNK,FITTING,HORIZONTAL	20	20	-	NO
AZ665	CRAWL SPACE,NA,BELOW CEILING	DEBRIS	OTHER,UNK,DEBRIS,HORIZONTAL	2	-	-	NO
AZ666	BOILER ROOM,NA,BELOW CEILING	BOILERS/TANKS	WHITE,HHW,TANK,HORIZONTAL	30	10	-	YES
AZ667	BOILER ROOM,NA,BELOW CEILING	BOILERS/TANKS	WHITE,HHW,TANK,HORIZONTAL	40	-	-	YES
AZ668	BOILER ROOM,NA,BELOW CEILING	BOILERS/TANKS	WHITE,HHW,TANK,HORIZONTAL	30	10	-	YES
AZ669	CRAWL SPACE,NA,BELOW CEILING	DEBRIS	OTHER,UNK,DEBRIS,HORIZONTAL	10	15	-	YES
AZ670	CRAWL SPACE,NA,BELOW CEILING	DUPLICATE SAMPLE	OTHER,UNK,DEBRIS,HORIZONTAL	10	10	-	YES
AZ671	BOILER ROOM,NA,BELOW CEILING	BOILERS/TANKS	WHITE,UNK,TANK,HORIZONTAL	-	-	-	YES
AZ672	BOILER ROOM,NA,BELOW CEILING	BOILERS/TANKS	WHITE,UNK,TANK,HORIZONTAL	-	-	-	YES
AZ673	BOILER ROOM,NA,BELOW CEILING	BOILERS/TANKS	WHITE,UNK,TANK,HORIZONTAL	-	-	-	YES
AZ674	BOILER ROOM,NA,BELOW CEILING	>14" PIPE FITTING	WHITE,OTH,FITTING,HORIZONTAL	-	-	-	NO
AZ675	BOILER ROOM,NA,BELOW CEILING	AIR HANDLING EQUIPMENT	WHITE,OTH,DUCT,HORIZONTAL	-	-	-	NO
AZ676	BOILER ROOM,NA,BELOW CEILING	AIR HANDLING EQUIPMENT	WHITE,OTH,DUCT,HORIZONTAL	-	-	-	NO
AZ677	BOILER ROOM,NA,BELOW CEILING	AIR HANDLING EQUIPMENT	WHITE,OTH,DUCT,HORIZONTAL	-	-	-	NO
AZ678	BOILER ROOM,NA,BELOW CEILING	<4" PIPE RUN	WHITE,UNK,PIPE RUN,HORIZONTAL	7	-	-	NO

[a]Asbestos content presented for layered samples represents the highest concentration layer.

Quadrant Codes
C = Center
N = North
E = East
S = South
W = West
NE = Northeast
NW = Northwest
SE = Southeast
SW = Southwest

System Codes
STM = Steam
CHW = Chilled Water
HHW = Heating Hot Water
DOM = Domestic Water
OTH = Other
UNK = Unknown

Asbestos Types
CH = Chrysotile
AM = Amosite
OT = Other

TABLE 283.1
(continued)

BULK SAMPLE ANALYSIS RESULTS - BUILDING 283, SQUIRE HALL

TYPE OCCUPANCY: ADULTS (GOVERNMENT, PUBLIC)

SAMPLE NO.	LOCATION	ITEM	DESCRIPTION	PERCENT ASBESTOS CH	AM	OT	LAYERED[a]
AZ679	BOILER ROOM,NA,BELOW CEILING	<4" PIPE FITTING	WHITE,UNK,FITTING,HORIZONTAL	25	10	-	YES
AZ680	BOILER ROOM,NA,BELOW CEILING	DUPLICATE SAMPLE	WHITE,UNK,FITTING,HORIZONTAL	20	15	-	NO
AZ681	BASEMENT CORRIDOR,NA,BELOW CEILING	4-8" PIPE RUN	GRAY,UNK,PIPE RUN,HORIZONTAL	25	-	-	NO
AZ682	BOILER ROOM,NA,BELOW CEILING	4-8" PIPE FITTING	GRAY,UNK,FITTING,HORIZONTAL	35	-	-	NO
AZ683	BOILER ROOM,NA,BELOW CEILING	4-8" PIPE FITTING	WHITE,UNK,FITTING,HORIZONTAL	20	15	10	NO
AZ684	BOILER ROOM,NA,BELOW CEILING	4-8" PIPE RUN	WHITE,UNK,PIPE RUN,HORIZONTAL	25	10	-	NO
AZ685	BOILER ROOM,NA,BELOW CEILING	4-8" PIPE FITTING	WHITE,UNK,FITTING,HORIZONTAL	25	15	-	NO
AZ686	BOILER ROOM,NA,BELOW CEILING	4-8" PIPE FITTING	WHITE,UNK,FITTING,HORIZONTAL	40	-	-	NO
AZ687	BOILER ROOM,NA,BELOW CEILING	4-8" PIPE FITTING	WHITE,UNK,FITTING,HORIZONTAL	15	10	-	NO
AZ688	BOILER ROOM,NA,BELOW CEILING	4-8" PIPE FITTING	WHITE,UNK,FITTING,HORIZONTAL	35	10	-	NO
AZ689	BASEMENT CORRIDOR,NA,BELOW CEILING	DEBRIS	OTHER,UNK,DEBRIS,HORIZONTAL	25	15	-	YES
AZ690	BASEMENT CORRIDOR,NA,BELOW CEILING	DUPLICATE SAMPLE	WHITE,UNK,DEBRIS,HORIZONTAL	25	10	-	YES
AZ691	BOILER ROOM,NA,BELOW CEILING	DEBRIS	OTHER,UNK,DEBRIS,HORIZONTAL	30	15	-	NO
AZ692	BASEMENT CORRIDOR,NA,BELOW CEILING	<4" PIPE RUN	WHITE,UNK,PIPE RUN,HORIZONTAL	25	15	-	NO
AZ693	BASEMENT CORRIDOR,NA,BELOW CEILING	<4" PIPE RUN	WHITE,UNK,PIPE RUN,HORIZONTAL	20	15	-	YES
AZ694	BASEMENT CORRIDOR,NA,BELOW CEILING	<4" PIPE RUN	WHITE,UNK,PIPE RUN,HORIZONTAL	25	15	-	NO
AZ695	BASEMENT CORRIDOR,NA,BELOW CEILING	<4" PIPE FITTING	WHITE,UNK,FITTING,HORIZONTAL	40	-	-	YES
AZ696	CRAWL SPACE,NA,BELOW CEILING	4-8" PIPE RUN	WHITE,UNK,PIPE RUN,HORIZONTAL	25	10	-	YES
AZ697	CRAWL SPACE,NA,BELOW CEILING	<4" PIPE RUN	GRAY,UNK,PIPE RUN,HORIZONTAL	2	-	-	YES
AZ698	CRAWL SPACE,NA,BELOW CEILING	<4" PIPE RUN	GRAY,UNK,PIPE RUN,HORIZONTAL	2	-	-	YES
AZ699	CRAWL SPACE,NA,BELOW CEILING	4-8" PIPE FITTING	WHITE,UNK,FITTING,HORIZONTAL	20	10	-	YES
AZ700	CRAWL SPACE,NA,BELOW CEILING	DUPLICATE SAMPLE	WHITE,UNK,FITTING,HORIZONTAL	30	10	-	NO
AZ701	BASEMENT CORRIDOR,NA,BELOW CEILING	4-8" PIPE FITTING	WHITE,UNK,FITTING,HORIZONTAL	25	10	-	NO
AZ702	STORE ROOM 1,NA,BELOW CEILING	TRANSITE PANEL BOARD	GRAY,OTH,TRANSITE,VERTICAL	40	-	-	NO

[a]Asbestos content presented for layered samples represents the highest concentration layer.

Quadrant Codes
C - Center
N - North
E - East
S - South
W - West
NE - Northeast
NW - Northwest
SE - Southeast
SW - Southwest

System Codes
STM - Steam
CHW - Chilled Water
HHW - Heating Hot Water
DOM - Domestic Water
OTH - Other
UNK - Unknown

Asbestos Types
CH - Chrysotile
AM - Amosite
OT - Other

TABLE 283.1
(continued)

BULK SAMPLE ANALYSIS RESULTS - BUILDING 283, SQUIRE HALL

TYPE OCCUPANCY: ADULTS (GOVERNMENT, PUBLIC)

SAMPLE NO.	LOCATION	ITEM	DESCRIPTION	PERCENT ASBESTOS CH	AM	OT	LAYERED[a]
AZ703	STORE ROOM 1,NA,BELOW CEILING	OTHER MATERIAL	WHITE,OTH,WALL BOARD,VERTICAL	-	-	-	YES
AZ704	STORE ROOM 1,NA,BELOW CEILING	OTHER MATERIAL	OTHER,OTH,WOOD,VERTICAL	-	-	-	NO
AZ705	STORE ROOM 1,NA,BELOW CEILING	FLOOR TILE	OTHER,OTH,FLOOR TILE,HORIZONTAL	3	-	-	NO
AZ706	STORE ROOM 1,NA,BELOW CEILING	FLOOR TILE	BROWN,OTH,FLOOR TILE,HORIZONTAL	8	-	-	NO
AZ707	STORE ROOM 1,NA,BELOW CEILING	4-8" PIPE FITTING	WHITE,OTH,FITTING,HORIZONTAL	12	-	-	NO
AZ708	STORE ROOM 1,NA,BELOW CEILING	4-8" PIPE FITTING	WHITE,OTH,FITTING,HORIZONTAL	20	-	-	NO
AZ709	STORE ROOM 1,NA,BELOW CEILING	TRANSITE PANEL BOARD	BLACK,OTH,TRANSITE,HORIZONTAL	25	-	-	NO
AZ710	MECH ROOM,NA,BELOW CEILING	DUPLICATE SAMPLE	BROWN,OTH,FLOOR TILE,HORIZONTAL	2	-	-	NO
AZ711	MECH ROOM,NA,BELOW CEILING	FLOOR TILE	BROWN,OTH,FLOOR TILE,HORIZONTAL	2	-	-	NO
AZ712	MECH ROOM,NA,BELOW CEILING	FLOOR TILE	BROWN,OTH,FLOOR TILE,HORIZONTAL	1	-	-	NO
AZ713	CORRIDOR BACK HALL,NA,BELOW CEILING	FLOOR TILE	BROWN,OTH,FLOOR TILE,HORIZONTAL	8	-	-	NO
AZ714	CORRIDOR BACK HALL,NA,BELOW CEILING	FLOOR TILE	BROWN,OTH,FLOOR TILE,HORIZONTAL	3	-	-	NO
AZ715	CORRIDOR BACK HALL,NA,BELOW CEILING	TRANSITE PANEL BOARD	GRAY,OTH,TRANSITE,VERTICAL	40	-	-	NO
AZ716	CORRIDOR BACK HALL,NA,BELOW CEILING	TRANSITE PANEL BOARD	GRAY,OTH,TRANSITE,VERTICAL	35	-	-	NO
AZ717	CORRIDOR BACK HALL,NA	CEILING TILE	WHITE,OTH,CEIL TILE,HORIZONTAL	-	-	-	NO
AZ718	CORRIDOR BACK HALL,NA	CEILING TILE	WHITE,OTH,CEIL TILE,HORIZONTAL	-	-	-	NO
AZ719	CORRIDOR BACK HALL,NA	CEILING TILE	WHITE,OTH,CEIL TILE,HORIZONTAL	-	-	-	NO
AZ720	CORRIDOR BACK HALL,NA	DUPLICATE SAMPLE	WHITE,OTH,CEIL TILE,HORIZONTAL	-	-	-	NO
AZ721	CORRIDOR BACK HALL,NA	CEILING TILE	WHITE,OTH,CEIL TILE,HORIZONTAL	-	-	-	NO
AZ722	CORRIDOR BACK HALL,NA	CEILING TILE	WHITE,OTH,CEIL TILE,HORIZONTAL	-	-	-	NO
AZ723	CORRIDOR BACK HALL,NA	CEILING TILE	WHITE,OTH,CEIL TILE,HORIZONTAL	-	-	-	NO
AZ724	CORRIDOR BACK HALL,NA	CEILING BOARD	WHITE,OTH,CEIL TILE,HORIZONTAL	-	-	-	NO
AZ725	ROOM 151,NA	CEILING BOARD	WHITE,OTH,CEIL TILE,HORIZONTAL	-	10	-	NO
AZ726	ROOM 175,NA	CEILING BOARD	WHITE,OTH,CEIL TILE,HORIZONTAL	-	-	-	NO

[a]Asbestos content presented for layered samples represents the highest concentration layer.

Quadrant Codes
C = Center
N = North
E = East
S = South
W = West
NE = Northeast
NW = Northwest
SE = Southeast
SW = Southwest

System Codes
STM = Steam
CHW = Chilled Water
HHW = Heating Hot Water
DOM = Domestic Water
OTH = Other
UNK = Unknown

Asbestos Types
CH = Chrysotile
AM = Amosite
OT = Other

TABLE 283.1
(continued)

BULK SAMPLE ANALYSIS RESULTS - BUILDING 283, SQUIRE HALL

TYPE OCCUPANCY: ADULTS (GOVERNMENT, PUBLIC)

SAMPLE NO.	LOCATION	ITEM	DESCRIPTION	PERCENT ASBESTOS CH	AM	OT	LAYERED[a]
AZ727	ROOM 178,NA	CEILING BOARD	WHITE,OTH,CEIL TILE,HORIZONTAL	-	-	-	NO
AZ736	ROOM 200,NA,BELOW CEILING	FLOOR TILE	YELLOW,OTH,FLOOR TILE,HORIZONTAL	5	-	-	NO
AZ737	ROOM 225,NA,BELOW CEILING	FLOOR TILE	YELLOW,OTH,FLOOR TILE,HORIZONTAL	5	-	-	NO
AZ738	ROOM 232,NA,BELOW CEILING	FLOOR TILE	YELLOW,OTH,FLOOR TILE,HORIZONTAL	3	-	-	NO
AZ739	ROOM 111,NA,BELOW CEILING	FLOOR TILE	BROWN,OTH,FLOOR TILE,HORIZONTAL	-	-	-	NO
AZ740	ROOM 111,NA,BELOW CEILING	DUPLICATE SAMPLE	BROWN,OTH,FLOOR TILE,HORIZONTAL	-	-	-	NO
AZ741	ROOM 111,NA,BELOW CEILING	OTHER MATERIAL	BLACK,OTH,TAR PAPER,HORIZONTAL	-	-	-	NO
AZ742	ROOM 111,NA,BELOW CEILING	OTHER MATERIAL	BLACK,OTH,TAR PAPER,HORIZONTAL	-	-	-	NO
AZ743	ROOMS 222, 223,NA	CEILING TILE	OTHER,OTH,CEIL TILE,HORIZONTAL	-	-	-	NO
AZ744	ROOM 160,NA	FLOOR TILE	OTHER,OTH,FLOOR TILE,HORIZONTAL	2	-	-	NO
AZ745	ROOM 152,NA	FLOOR TILE	OTHER,OTH,FLOOR TILE,HORIZONTAL	1	-	-	NO
AZ746	ROOM 155,NA	FLOOR TILE	OTHER,OTH,FLOOR TILE,HORIZONTAL	2	-	-	NO
AZ747	ROOM 115,NA	CEILING TILE	YELLOW,OTH,CEIL TILE,HORIZONTAL	-	-	-	NO
AZ748	ROOM 115,NA	CEILING TILE	YELLOW,OTH,CEIL TILE,HORIZONTAL	-	-	-	NO
AZ749	STAIRS 4,NA,BELOW CEILING	FLOOR TILE	BLACK,OTH,FLOOR TILE,HORIZONTAL	-	-	-	NO
AZ750	STAIRS 4,NA,BELOW CEILING	DUPLICATE SAMPLE	BLACK,OTH,FLOOR TILE,HORIZONTAL	-	-	-	NO
AZ751	WOMANS ROOM 1ST FL,NA	CEILING BOARD	WHITE,OTH,CEIL BOARD,HORIZONTAL	-	-	-	NO
AZ752	WOMANS ROOM 1ST FL,NA	CEILING BOARD	WHITE,OTH,CEIL BOARD,HORIZONTAL	-	-	-	NO
AZ753	WOMANS ROOM 1ST FL,NA	CEILING BOARD	WHITE,OTH,CEIL BOARD,HORIZONTAL	-	-	-	NO
AZ754	RMS 251,152,253,254,NA	CEILING TILE	WHITE,OTH,CEIL TILE,HORIZONTAL	-	-	-	NO
AZ755	ROOM 132B,NA	CEILING TILE	WHITE,OTH,CEIL TILE,HORIZONTAL	-	-	-	NO
AZ756	ROOM 163,NA	CEILING TILE	WHITE,OTH,CEIL TILE,HORIZONTAL	-	-	-	NO
AZ757	ROOM 255,NA	CEILING TILE	WHITE,OTH,CEIL TILE,HORIZONTAL	-	-	-	NO
AZ758	ROOM 163,NA	CEILING TILE	WHITE,OTH,CEIL TILE,HORIZONTAL	-	-	-	NO

[a]Asbestos content presented for layered samples represents the highest concentration layer.

Quadrant Codes
C = Center
N = North
E = East
S = South
W = West
NE = Northeast
NW = Northwest
SE = Southeast
SW = Southwest

System Codes
STM = Steam
CHW = Chilled Water
HHW = Heating Hot Water
DOM = Domestic Water
OTH = Other
UNK = Unknown

Asbestos Types
CH = Chrysotile
AM = Amosite
OT = Other

TABLE 283.1
(continued)

BULK SAMPLE ANALYSIS RESULTS - BUILDING 283, SQUIRE HALL

TYPE OCCUPANCY: ADULTS (GOVERNMENT, PUBLIC)

SAMPLE NO.	LOCATION	ITEM	DESCRIPTION	PERCENT ASBESTOS CH	AM	OT	LAYERED[a]
AZ759	ROOM 132B,NA	CEILING TILE	WHITE,OTH,CEIL TILE,HORIZONTAL	-	-	-	NO
AZ760	ROOM 132B,NA	DUPLICATE SAMPLE	WHITE,OTH,CEIL TILE,HORIZONTAL	-	-	-	NO
AZ761	ROOM 220,NA	CEILING TILE	WHITE,OTH,CEIL TILE,HORIZONTAL	-	-	-	NO
AZ762	RMS 251,152,253,254,NA,BELOW CEILING	FLOOR TILE	BROWN,OTH,FLOOR TILE,HORIZONTAL	-	-	-	NO
AZ763	RMS 251,252,253,254,NA,BELOW CEILING	FLOOR TILE	BROWN,OTH,FLOOR TILE,HORIZONTAL	-	-	-	NO
AZ764	ROOMS 229A, 229B,NA,BELOW CEILING	FLOOR TILE	BROWN,OTH,FLOOR TILE,HORIZONTAL	1	-	-	NO
AZ765	RMS 251,252,253,254,NA,BELOW CEILING	FLOOR TILE	BROWN,OTH,FLOOR TILE,HORIZONTAL	-	-	-	NO
AZ766	SUPPLY AREA,NA,BELOW CEILING	FLOOR TILE	WHITE,OTH,FLOOR TILE,HORIZONTAL	1	-	-	NO
AZ767	SUPPLY AREA,NA,BELOW CEILING	FLOOR TILE	WHITE,OTH,FLOOR TILE,HORIZONTAL	1	-	-	NO
AZ768	SUPPLY AREA,NA,BELOW CEILING	FLOOR TILE	WHITE,OTH,FLOOR TILE,HORIZONTAL	1	-	-	NO
AZ769	SUPPLY AREA,NA,BELOW CEILING	FLOOR TILE	WHITE,OTH,FLOOR TILE,HORIZONTAL	6	-	-	NO
AZ770	SUPPLY AREA,NA,BELOW CEILING	DUPLICATE SAMPLE	WHITE,OTH,FLOOR TILE,HORIZONTAL	1	-	-	NO
AZ771	SUPPLY AREA,NA,BELOW CEILING	FLOOR TILE	GRAY,OTH,FLOOR TILE,HORIZONTAL	5	-	-	NO
AZ772	SUPPLY AREA,NA,BELOW CEILING	FLOOR TILE	GRAY,OTH,FLOOR TILE,HORIZONTAL	3	-	-	NO
AZ773	SUPPLY AREA,NA,BELOW CEILING	FLOOR TILE	GRAY,OTH,FLOOR TILE,HORIZONTAL	5	-	-	NO
AZ774	ROOM 180,NA	CEILING TILE	WHITE,OTH,CEIL TILE,HORIZONTAL	-	-	-	NO
AZ775	ROOM 118A,NA,BELOW CEILING	FLOOR TILE	BROWN,OTH,FLOOR TILE,HORIZONTAL	10	-	-	NO
AZ776	ROOM 118A,NA,BELOW CEILING	FLOOR TILE	BROWN,OTH,FLOOR TILE,HORIZONTAL	5	-	-	NO
AZ777	ROOM 118A,NA,BELOW CEILING	FLOOR TILE	BROWN,OTH,FLOOR TILE,HORIZONTAL	10	-	-	NO
AZ778	ROOM 115,NA,BELOW CEILING	FLOOR TILE	BROWN,OTH,FLOOR TILE,HORIZONTAL	-	-	-	YES
AZ779	ROOM 124,NA,BELOW CEILING	FLOOR TILE	BROWN,OTH,FLOOR TILE,HORIZONTAL	1	-	-	NO
AZ780	ROOM 124,NA,BELOW CEILING	DUPLICATE SAMPLE	BROWN,OTH,FLOOR TILE,HORIZONTAL	5	-	-	YES
AZ781	ROOM 124,NA,BELOW CEILING	FLOOR TILE	BROWN,OTH,FLOOR TILE,HORIZONTAL	7	-	-	YES
AZ782	ROOM 118,NA,BELOW CEILING	FLOOR TILE	BROWN,OTH,FLOOR TILE,HORIZONTAL	5	-	-	YES

[a]Asbestos content presented for layered samples represents the highest concentration layer.

Quadrant Codes
C = Center
N = North
E = East
S = South
W = West
NE = Northeast
NW = Northwest
SE = Southeast
SW = Southwest

System Codes
STM = Steam
CHW = Chilled Water
HHW = Heating Hot Water
DOM = Domestic Water
OTH = Other
UNK = Unknown

Asbestos Types
CH = Chrysotile
AM = Amosite
OT = Other

TABLE 283.1
(continued)

BULK SAMPLE ANALYSIS RESULTS - BUILDING 283, SQUIRE HALL

TYPE OCCUPANCY: ADULTS (GOVERNMENT, PUBLIC)

SAMPLE NO.	LOCATION	ITEM	DESCRIPTION	PERCENT ASBESTOS CH	AM	OT	LAYERED[a]
AZ783	ROOM 118,NA,BELOW CEILING	FLOOR TILE	BROWN,OTH,FLOOR TILE,HORIZONTAL	3	-	-	NO
AZ784	ROOMS 102, 103,NA,BELOW CEILING	FLOOR TILE	BROWN,OTH,FLOOR TILE,HORIZONTAL	5	-	-	NO
AZ785	ROOMS 102, 103,NA,BELOW CEILING	FLOOR TILE	BROWN,OTH,FLOOR TILE,HORIZONTAL	5	-	-	YES
AZ786	ROOMS 102, 103,NA,BELOW CEILING	FLOOR TILE	BROWN,OTH,FLOOR TILE,HORIZONTAL	7	-	-	YES
AZ787	ROOMS 102, 103,NA,BELOW CEILING	FLOOR TILE	BROWN,OTH,FLOOR TILE,HORIZONTAL	10	-	-	NO
AZ788	ROOM 232,NA	<4" PIPE FITTING	WHITE,STM,FITTING	3	-	-	NO
AZ789	ROOM 232,NA,ABOVE CEILING	4-8" PIPE FITTING	WHITE,STM,FITTING	5	-	-	YES
AZ790	ROOM 232,NA,ABOVE CEILING	DUPLICATE SAMPLE	WHITE,STM,FITTING	1	-	-	YES
AZ791	RMS 240,241,242,244,NA,ABOVE CEILING	<4" PIPE FITTING	WHITE,STM,FITTING	5	-	-	YES
AZ792	RMS 240,241,242,244,NA,ABOVE CEILING	4-8" PIPE FITTING	WHITE,STM,FITTING	1	-	-	YES
AZ793	ROOM 235,NA,BELOW CEILING	BOILERS/TANKS	WHITE,STM,TANK,HORIZONTAL	1	-	-	YES
AZ794	ROOM 235,NA,ABOVE CEILING	<4" PIPE FITTING	WHITE,STM,FITTING	2	-	-	YES
AZ795	ROOM 235,NA,ABOVE CEILING	<4" PIPE FITTING	WHITE,STM,FITTING	2	-	-	YES

[a]Asbestos content presented for layered samples represents the highest concentration layer.

Quadrant Codes
C = Center
N = North
E = East
S = South
W = West
NE = Northeast
NW = Northwest
SE = Southeast
SW = Southwest

System Codes
STM = Steam
CHW = Chilled Water
HHW = Heating Hot Water
DOM = Domestic Water
OTH = Other
UNK = Unknown

Asbestos Types
CH = Chrysotile
AM = Amosite
OT = Other

TABLE 283.2

ASBESTOS-CONTAINING MATERIALS - BUILDING 283, SQUIRE HALL

TYPE OCCUPANCY: ADULTS (GOVERNMENT, PUBLIC)

AREA	PIPE FITTINGS (EA) <4"	4-8"	9-14"	>14"	PIPE RUNS (LF) <4"	4-8"	9-14"	>14"	SPRAY/TROWELED CEILINGS (MSF)	FLOOR TILE (MSF)	BOILERS/ TANKS (MSF)	AIR HANDLING EQUIPMENT (MSF)	OTHER
ATTIC	198	140	-	-	880	1170	-	-	-	-	-	-	-
BASEMENT CORRIDOR	18	1	-	-	110	4	-	-	-	-	-	-	*
BOILER ROOM	35	23	-	-	210	110	-	-	-	-	0.24	-	*
CORRIDOR 3	7	19	-	-	-	-	-	-	-	-	-	-	-
CORRIDOR 4	-	-	-	-	-	-	-	-	-	1.00	-	-	-
CORRIDOR BACK HALL	8	22	-	-	105	32	-	-	-	4.45	-	-	*
CRAWL SPACE	76	18	-	-	622	1286	-	-	-	-	-	-	*
CRAWL SPACE 2	251	110	-	-	1034	981	-	-	-	-	-	-	*
FOYER 174	-	-	-	-	-	-	-	-	-	0.13	-	-	-
MECH ROOM	-	-	-	-	-	-	-	-	-	0.32	-	-	-
OFFICE 1	-	-	-	-	-	-	-	-	-	0.50	-	-	-
OFFICE 2	-	-	-	-	-	-	-	-	-	1.15	-	-	-
OUTSIDE STORE ROOM	-	2	-	-	-	15	-	-	-	-	-	-	-
RMS 204, 205, 207	-	-	-	-	-	-	-	-	-	1.09	-	-	-
RMS 240,241,242,244	29	26	-	-	-	-	-	-	-	-	-	-	-
ROOF	-	2	-	-	-	-	-	-	-	-	-	-	-
ROOM 104	-	-	-	-	-	-	-	-	-	0.61	-	-	-
ROOM 108	-	-	-	-	-	-	-	-	-	0.30	-	-	-
ROOM 109	-	-	-	-	-	-	-	-	-	0.61	-	-	-
ROOM 110	-	-	-	-	-	-	-	-	-	0.34	-	-	-
ROOM 111	-	-	-	-	-	-	-	-	-	0.32	-	-	-
ROOM 114A	-	-	-	-	-	-	-	-	-	0.04	-	-	-
ROOM 115	2	-	-	-	3	-	-	-	-	-	-	-	-
ROOM 117	-	-	-	-	-	-	-	-	-	0.47	-	-	-
ROOM 118	-	-	-	-	-	-	-	-	-	0.72	-	-	-
ROOM 118A	-	-	-	-	-	-	-	-	-	0.12	-	-	-
ROOM 124	-	-	-	-	-	-	-	-	-	0.64	-	-	-
ROOM 128	2	-	-	-	30	-	-	-	-	-	-	-	-
ROOM 130	-	-	-	-	-	-	-	-	-	0.48	-	-	*
ROOM 132A	-	-	-	-	-	-	-	-	-	0.63	-	-	-
ROOM 132B	-	-	-	-	-	-	-	-	-	0.30	-	-	*
ROOM 133	-	1	-	-	-	10	-	-	-	0.56	-	-	-

* Other material present in various units of measure. See Table 283.3 for material descriptions.

EA - Each
LF - Linear Feet
MSF - Thousand Square Feet

TABLE 283.2
(continued)

ASBESTOS-CONTAINING MATERIALS - BUILDING 283, SQUIRE HALL

TYPE OCCUPANCY: ADULTS (GOVERNMENT, PUBLIC)

AREA	PIPE FITTINGS (EA)				PIPE RUNS (LF)				SPRAY/TROWELED CEILINGS (MSF)	FLOOR TILE (MSF)	BOILERS/ TANKS (MSF)	AIR HANDLING EQUIPMENT (MSF)	OTHER
	<4"	4-8"	9-14"	>14"	<4"	4-8"	9-14"	>14"					
ROOM 136	-	-	-	-	-	-	-	-	-	0.23	-	-	-
ROOM 138	2	-	-	-	25	-	-	-	-	1.67	-	-	-
ROOM 139	-	-	-	-	-	-	-	-	-	1.16	-	-	-
ROOM 144	-	-	-	-	-	-	-	-	-	1.17	-	-	-
ROOM 148	-	-	-	-	-	-	-	-	-	0.27	-	-	-
ROOM 148B	-	-	-	-	-	-	-	-	-	0.03	-	-	-
ROOM 149	-	-	-	-	-	-	-	-	-	0.32	-	-	-
ROOM 150	-	-	-	-	-	-	-	-	-	1.28	-	-	-
ROOM 151	-	6	-	-	-	35	-	-	-	-	-	-	*
ROOM 152	-	-	-	-	-	-	-	-	-	0.38	-	-	-
ROOM 154	-	-	-	-	-	-	-	-	-	0.33	-	-	-
ROOM 155	-	-	-	-	-	-	-	-	-	0.32	-	-	-
ROOM 158	-	-	-	-	-	-	-	-	-	0.63	-	-	-
ROOM 159	-	-	-	-	-	-	-	-	-	0.33	-	-	*
ROOM 160	-	-	-	-	-	-	-	-	-	0.32	-	-	-
ROOM 161	-	-	-	-	-	-	-	-	-	0.63	-	-	-
ROOM 162	-	-	-	-	-	-	-	-	-	0.23	-	-	*
ROOM 163	-	-	-	-	-	-	-	-	-	0.31	-	-	-
ROOM 164	-	-	-	-	-	-	-	-	-	0.26	-	-	-
ROOM 168	-	-	-	-	-	-	-	-	-	0.27	-	-	-
ROOM 170	2	-	-	-	15	-	-	-	-	1.80	-	-	-
ROOM 170A	-	-	-	-	-	-	-	-	-	0.31	-	-	-
ROOM 171	-	-	-	-	-	-	-	-	-	0.79	-	-	-
ROOM 173	-	-	-	-	-	-	-	-	-	0.97	-	-	-
ROOM 174	-	-	-	-	-	-	-	-	-	1.52	-	-	-
ROOM 175	-	-	-	-	-	-	-	-	-	1.44	-	-	-
ROOM 176	-	-	-	-	-	-	-	-	-	0.88	-	-	-
ROOM 177	-	-	-	-	-	-	-	-	-	1.15	-	-	-
ROOM 178	-	-	-	-	-	-	-	-	-	0.84	-	-	-
ROOM 180	-	-	-	-	-	-	-	-	-	1.15	-	-	*
ROOM 200	-	-	-	-	-	-	-	-	-	0.30	-	-	-
ROOM 202	-	-	-	-	-	-	-	-	-	0.37	-	-	-

* Other material present in various units of measure. See Table 283.3 for material descriptions.

EA - Each
LF - Linear Feet
MSF - Thousand Square Feet

TABLE 283.2
(continued)

ASBESTOS-CONTAINING MATERIALS - BUILDING 283, SQUIRE HALL

TYPE OCCUPANCY: ADULTS (GOVERNMENT, PUBLIC)

AREA	PIPE FITTINGS (EA)				PIPE RUNS (LF)				SPRAY/TROWELED CEILINGS (MSF)	FLOOR TILE (MSF)	BOILERS/ TANKS (MSF)	AIR HANDLING EQUIPMENT (MSF)	OTHER
	<4"	4-8"	9-14"	>14"	<4"	4-8"	9-14"	>14"					
ROOM 203	-	-	-	-	-	-	-	-	-	0.29	-	-	-
ROOM 208	-	-	-	-	-	-	-	-	-	0.63	-	-	-
ROOM 211	-	-	-	-	-	-	-	-	-	0.54	-	-	-
ROOM 215	-	-	-	-	-	-	-	-	-	0.74	-	-	-
ROOM 216	-	-	-	-	-	-	-	-	-	0.22	-	-	-
ROOM 217A	-	-	-	-	-	-	-	-	-	0.06	-	-	-
ROOM 225	-	-	-	-	-	-	-	-	-	0.40	-	-	-
ROOM 232	7	19	-	-	-	6	-	-	-	0.64	-	-	-
ROOM 233	-	-	-	-	-	-	-	-	-	0.08	-	-	-
ROOM 235	12	53	-	-	-	-	-	-	-	0.32	0.02	-	*
ROOM 236	-	-	-	-	-	-	-	-	-	0.32	-	-	-
ROOM 239	10	16	-	-	-	-	-	-	-	0.56	-	-	-
ROOM 243	5	14	-	-	-	-	-	-	-	0.31	-	-	-
ROOM 245	11	4	-	-	-	-	-	-	-	0.31	-	-	-
ROOM 246	16	-	-	-	-	-	-	-	-	-	-	-	-
ROOM 256	-	-	-	-	-	-	-	-	-	0.50	-	-	*
ROOM 257	-	-	-	-	-	-	-	-	-	0.34	-	-	-
ROOM 260	-	-	-	-	-	-	-	-	-	0.31	-	-	-
ROOMS 102, 103	-	-	-	-	-	-	-	-	-	1.33	-	-	-
ROOMS 105, 106, 107	-	-	-	-	-	-	-	-	-	0.91	-	-	-
ROOMS 217, 218	-	-	-	-	-	-	-	-	-	0.62	-	-	-
ROOMS 229A, 229B	-	-	-	-	-	-	-	-	-	0.63	-	-	-
ROOMS 230, 231	3	7	-	-	-	-	-	-	-	-	-	-	-
ROOMS 237, 238	13	14	-	-	-	-	-	-	-	-	-	-	-
ROOMS 249, 250	23	15	-	-	-	-	-	-	-	-	-	-	-
STAIRS 1	-	-	-	-	-	-	-	-	-	0.18	-	-	-
STAIRS 2	-	2	-	-	-	18	-	-	-	0.11	-	-	-
STORE ROOM 1	-	37	-	-	-	-	-	-	-	0.36	-	-	*
SUPPLY AREA	-	-	-	-	-	-	-	-	-	1.41	-	-	-
TELE EXCHANGE	-	-	-	-	-	-	-	-	-	0.11	-	-	-
THEATER	-	-	-	-	-	-	-	-	-	2.70	-	-	-
TOILET	-	-	-	-	-	-	-	-	-	0.22	-	-	-

* Other material present in various units of measure. See Table 283.3 for material descriptions.

EA - Each
LF - Linear Feet
MSF - Thousand Square Feet

TABLE 283.2
(continued)

ASBESTOS-CONTAINING MATERIALS - BUILDING 283, SQUIRE HALL

TYPE OCCUPANCY: ADULTS (GOVERNMENT, PUBLIC)

AREA	PIPE FITTINGS (EA)				PIPE RUNS (LF)				SPRAY/TROWELED CEILINGS (MSF)	FLOOR TILE (MSF)	BOILERS/ TANKS (MSF)	AIR HANDLING EQUIPMENT (MSF)	OTHER
	<4"	4-8"	9-14"	>14"	<4"	4-8"	9-14"	>14"					
WOMANS LATRINE	-	-	-	-	-	-	-	-	-	0.08	-	-	-
TOTALS	730	551	-	-	3034	3667	-	-	-	51.66	0.26	-	*

* Other material present in various units of measure. See Table 283.3 for material descriptions.

EA - Each
LF - Linear Feet
MSF - Thousand Square Feet

TABLE 283.3

OTHER ASBESTOS-CONTAINING MATERIAL - BUILDING 283, SQUIRE HALL

TYPE OCCUPANCY: ADULTS (GOVERNMENT, PUBLIC)

AREA	MATERIAL TYPE	QUANTITY (UNIT)
BASEMENT CORRIDOR	DEBRIS	0.03 (MSF)
BOILER ROOM	DEBRIS	1.20 (MSF)
CORRIDOR BACK HALL	TRANSITE CORRUGATED PANEL	1.40 (MSF)
CRAWL SPACE	DEBRIS	5.20 (MSF)
CRAWL SPACE 2	DEBRIS	8.55 (MSF)
ROOM 130	CEILING TILE	0.14 (MSF)
ROOM 132B	CEILING TILE	0.09 (MSF)
ROOM 151	CEILING BOARD	0.32 (MSF)
ROOM 159	TRANSITE PANEL BOARD	0.05 (MSF)
ROOM 162	TRANSITE PANEL BOARD	0.05 (MSF)
ROOM 162	WALL BOARD	0.05 (MSF)
ROOM 180	TRANSITE PANEL BOARD	0.09 (MSF)
ROOM 235	CEILING TILE	0.50 (MSF)
ROOM 256	EXPANSION JOINT	1 (EA)
STORE ROOM 1	TRANSITE PANEL BOARD	0.12 (MSF)

MSF - Thousand Square Feet
LF - Linear Feet
EA - Each

TABLE 283.4

EXPOSURE ASSESSMENTS (PRIORITY ORDER) - BUILDING 283, SQUIRE HALL

TYPE OCCUPANCY: ADULTS (GOVERNMENT, PUBLIC)

SAMPLE NO.	AREA	MATERIAL TYPE	PRIOR. INDEX CODE	PRIORITY INDEX NUMBER	EXPOSURE FACTORS 1	2	3	4	5	AVG. EXP. HOURS	% ASB.
AZ638	ROOM 133	4-8" PIPE RUN	C	3.975E04	3	3	1	1	300	1.00	45
AZ638	ROOM 232	4-8" PIPE RUN	C	3.975E04	3	3	1	1	300	1.00	45
AZ638	STAIRS 2	4-8" PIPE RUN	C	3.975E04	3	3	1	1	300	1.00	45
AZ622	CORRIDOR BACK HALL	<4" PIPE FITTING	C	3.562E04	3	2	1	1	150	5.00	50
AZ658	CORRIDOR BACK HALL	4-8" PIPE RUN	C	3.562E04	3	2	1	1	150	5.00	58
AZ685	CORRIDOR BACK HALL	4-8" PIPE FITTING	C	3.562E04	3	2	1	1	150	5.00	40
AZ658	ROOM 151	4-8" PIPE RUN	C	2.120E04	3	3	1	1	4	40.00	58
AZ685	ROOM 151	4-8" PIPE FITTING	C	2.120E04	3	3	1	1	4	40.00	40
AZ791	RMS 240,241,242,244	<4" PIPE FITTING	C	1.472E04	3	3	2	1	16	40.00	5
AZ792	RMS 240,241,242,244	4-8" PIPE FITTING	C	1.472E04	3	3	2	1	16	40.00	1
AZ637	ROOM 133	4-8" PIPE FITTING	C	1.425E04	3	3	1	1	300	1.00	15
AZ637	ROOM 232	4-8" PIPE FITTING	C	1.425E04	3	3	1	1	300	1.00	15
AZ637	STAIRS 2	4-8" PIPE FITTING	C	1.425E04	3	3	1	1	300	1.00	15
AZ622	ROOM 138	<4" PIPE FITTING	C	1.330E04	3	2	1	1	7	40.00	50
AZ666	BOILER ROOM	BOILERS/TANKS	C	1.060E04	3	3	1	1	2	40.00	40
AZ667	BOILER ROOM	BOILERS/TANKS	C	1.060E04	3	3	1	1	2	40.00	40
AZ668	BOILER ROOM	BOILERS/TANKS	C	1.060E04	3	3	1	1	2	40.00	40
AZ618	CORRIDOR BACK HALL	<4" PIPE RUN	C	2.250E03	3	2	1	1	150	5.00	2
AZ725	ROOM 151	CEILING BOARD	C	1.980E03	2	2	2	1	6	40.00	10
AZ624	CORRIDOR 3	<4" PIPE FITTING	C	1.840E03	3	3	2	1	2	40.00	5
AZ624	ROOM 239	<4" PIPE FITTING	C	1.840E03	3	3	2	1	2	40.00	5
AZ624	ROOM 243	<4" PIPE FITTING	C	1.840E03	3	3	2	1	2	40.00	5
AZ624	ROOM 245	<4" PIPE FITTING	C	1.840E03	3	3	2	1	2	40.00	5
AZ624	ROOM 246	<4" PIPE FITTING	C	1.840E03	3	3	2	1	2	40.00	5
AZ624	ROOMS 230, 231	<4" PIPE FITTING	C	1.840E03	3	3	2	1	2	40.00	5
AZ624	ROOMS 237, 238	<4" PIPE FITTING	C	1.840E03	3	3	2	1	2	40.00	5
AZ624	ROOMS 249, 250	<4" PIPE FITTING	C	1.840E03	3	3	2	1	2	40.00	5
AZ625	CORRIDOR 3	4-8" PIPE FITTING	C	1.840E03	3	3	2	1	2	40.00	5
AZ625	ROOM 239	4-8" PIPE FITTING	C	1.840E03	3	3	2	1	2	40.00	5

Priority Index Codes
A [=] Long Term Corrective Measure
B [=] Review Management Special Considerations/Remarks
C [=] Army Asbestos Deficiency Abatement Project

Priority Index Numbers Are In Scientific Notation

Exposure Factors
1 [=] Material Friability
2 [=] Occupant Accessability
3 [=] Material Condition
4 [=] Level Of Activity
5 [=] Number Of Assigned Occupants

TABLE 283.4
(continued)

EXPOSURE ASSESSMENTS (PRIORITY ORDER) - BUILDING 283, SQUIRE HALL

TYPE OCCUPANCY: ADULTS (GOVERNMENT, PUBLIC)

SAMPLE NO.	AREA	MATERIAL TYPE	PRIOR. INDEX CODE	PRIORITY INDEX NUMBER	EXPOSURE FACTORS 1	2	3	4	5	AVG. EXP. HOURS	% ASB.
AZ625	ROOM 243	4-8" PIPE FITTING	C	1.840E03	3	3	2	1	2	40.00	5
AZ625	ROOM 245	4-8" PIPE FITTING	C	1.840E03	3	3	2	1	2	40.00	5
AZ625	ROOMS 230, 231	4-8" PIPE FITTING	C	1.840E03	3	3	2	1	2	40.00	5
AZ625	ROOMS 237, 238	4-8" PIPE FITTING	C	1.840E03	3	3	2	1	2	40.00	5
AZ625	ROOMS 249, 250	4-8" PIPE FITTING	C	1.840E03	3	3	2	1	2	40.00	5
AZ681	BASEMENT CORRIDOR	4-8" PIPE RUN	C	1.840E03	2	3	2	1	2	40.00	25
AZ654	BOILER ROOM	4-8" PIPE RUN	C	1.500E03	3	3	2	1	1	4.00	40
AZ654	CRAWL SPACE	4-8" PIPE RUN	C	1.500E03	3	3	2	1	1	4.00	40
AZ655	CRAWL SPACE	4-8" PIPE RUN	C	1.500E03	3	3	2	1	1	4.00	50
AZ788	ROOM 232	<4" PIPE FITTING	C	1.320E03	3	3	1	1	4	40.00	3
AZ789	ROOM 232	4-8" PIPE FITTING	C	1.320E03	3	3	1	1	4	40.00	5
AZ689	BASEMENT CORRIDOR	DEBRIS	C	1.125E03	3	3	2	1	1	3.00	40
AZ691	BOILER ROOM	DEBRIS	C	1.125E03	3	3	2	1	1	3.00	45
AZ692	BASEMENT CORRIDOR	<4" PIPE RUN	C	1.125E03	3	3	2	1	1	3.00	40
AZ692	CRAWL SPACE 2	<4" PIPE RUN	C	1.125E03	3	3	2	1	1	3.00	40
AZ694	BASEMENT CORRIDOR	<4" PIPE RUN	C	1.125E03	3	3	2	1	1	3.00	40
AZ625	ROOF	4-8" PIPE FITTING	B	7.500E02	3	3	2	3	1	1.00	5
AZ693	BASEMENT CORRIDOR	<4" PIPE RUN	B	3.975E02	3	3	2	1	1	3.00	35
AZ657	CRAWL SPACE	DEBRIS	B	3.750E02	3	3	2	1	1	1.00	45
AZ657	CRAWL SPACE 2	DEBRIS	B	3.750E02	3	3	2	1	1	1.00	45
AZ679	BOILER ROOM	<4" PIPE FITTING	B	2.400E02	2	2	1	1	2	40.00	35
AZ604	ROOM 132B	CEILING TILE	B	2.320E02	2	3	1	1	4	40.00	3
AZ606	ROOM 130	CEILING TILE	B	2.320E02	2	3	1	1	4	40.00	2
AZ715	CORRIDOR BACK HALL	TRANSITE PANEL BOARD	B	1.822E02	1	3	1	2	150	3.00	40
AZ618	ROOM 138	<4" PIPE RUN	B	1.470E02	2	2	1	1	7	40.00	2
AZ695	BASEMENT CORRIDOR	<4" PIPE FITTING	B	1.425E02	3	2	1	1	1	3.00	40
AZ695	CRAWL SPACE 2	<4" PIPE FITTING	B	1.425E02	3	2	1	1	1	3.00	40
AZ696	CRAWL SPACE	4-8" PIPE RUN	B	1.425E02	3	3	1	1	1	3.00	35
AZ656	CRAWL SPACE	4-8" PIPE FITTING	B	1.325E02	3	2	2	1	1	1.00	55

Priority Index Codes
A [=] Long Term Corrective Measure
B [=] Review Management Special Considerations/Remarks
C [=] Army Asbestos Deficiency Abatement Project

Priority Index Numbers Are In Scientific Notation

Exposure Factors
1 [=] Material Friability
2 [=] Occupant Accessability
3 [=] Material Condition
4 [=] Level Of Activity
5 [=] Number Of Assigned Occupants

TABLE 283.4
(continued)

EXPOSURE ASSESSMENTS (PRIORITY ORDER) - BUILDING 283, SQUIRE HALL

TYPE OCCUPANCY: ADULTS (GOVERNMENT, PUBLIC)

SAMPLE NO.	AREA	MATERIAL TYPE	PRIOR. INDEX CODE	PRIORITY INDEX NUMBER	EXPOSURE FACTORS 1	2	3	4	5	AVG. EXP. HOURS	% ASB.
AZ659	CRAWL SPACE 2	4-8" PIPE RUN	B	1.325E02	3	3	2	1	1	1.00	15
AZ664	CRAWL SPACE	<4" PIPE FITTING	B	1.325E02	3	2	2	1	1	1.00	40
AZ669	CRAWL SPACE	DEBRIS	B	1.325E02	3	3	2	1	1	1.00	25
AZ611	ROOM 180	TRANSITE PANEL BOARD	A	6.525E01	1	3	1	2	150	3.00	30
AZ716	CORRIDOR BACK HALL	TRANSITE PANEL BOARD	A	6.525E01	1	3	1	2	150	3.00	35
AZ657	CRAWL SPACE 2	DEBRIS	A	4.750E01	3	2	1	1	1	1.00	45
AZ659	CRAWL SPACE	4-8" PIPE RUN	A	4.750E01	3	2	2	1	1	1.00	15
AZ663	CRAWL SPACE	<4" PIPE FITTING	A	4.750E01	3	2	2	1	1	1.00	35
AZ678	BOILER ROOM	<4" PIPE RUN	A	4.200E01	2	2	1	1	2	40.00	7
AZ665	CRAWL SPACE	DEBRIS	A	2.300E01	3	3	2	1	1	1.00	2
AZ794	ROOM 235	<4" PIPE FITTING	A	2.300E01	3	3	2	1	1	1.00	2
AZ795	ROOM 235	<4" PIPE FITTING	A	2.300E01	3	3	2	1	1	1.00	2
AZ699	CRAWL SPACE	4-8" PIPE FITTING	A	1.725E01	3	2	1	1	1	1.00	30
AZ701	BASEMENT CORRIDOR	4-8" PIPE FITTING	A	1.725E01	3	2	1	1	1	1.00	35
AZ707	STORE ROOM 1	4-8" PIPE FITTING	A	1.725E01	3	2	1	1	1	1.00	12
AZ708	STORE ROOM 1	4-8" PIPE FITTING	A	1.725E01	3	2	1	1	1	1.00	20
AZ626	ROOM 235	4-8" PIPE FITTING	A	1.200E01	2	3	2	1	1	3.00	5
AZ627	ROOM 235	<4" PIPE FITTING	A	1.200E01	2	3	2	1	1	3.00	7
AZ684	BOILER ROOM	4-8" PIPE RUN	A	1.160E01	3	1	2	1	2	40.00	35
AZ685	BOILER ROOM	4-8" PIPE FITTING	A	1.160E01	3	1	1	1	2	40.00	40
AZ688	BOILER ROOM	4-8" PIPE FITTING	A	1.160E01	3	1	1	1	2	40.00	45
AZ614	ROOM 162	TRANSITE PANEL BOARD	A	1.120E01	1	3	1	1	4	40.00	40
AZ622	BASEMENT CORRIDOR	<4" PIPE FITTING	A	8.250E00	2	2	1	1	1	1.00	50
AZ622	CRAWL SPACE 2	<4" PIPE FITTING	A	8.250E00	2	2	1	1	1	1.00	50
AZ622	ROOM 115	<4" PIPE FITTING	A	8.250E00	2	2	1	1	1	1.00	50
AZ622	ROOM 128	<4" PIPE FITTING	A	8.250E00	2	2	1	1	1	1.00	50
AZ622	ROOM 170	<4" PIPE FITTING	A	8.250E00	2	2	1	1	1	1.00	50
AZ661	CRAWL SPACE	<4" PIPE RUN	A	8.250E00	3	2	2	1	1	1.00	1
AZ709	STORE ROOM 1	TRANSITE PANEL BOARD	A	8.250E00	2	3	1	1	1	1.00	25

Priority Index Codes
A [=] Long Term Corrective Measure
B [=] Review Management Special Considerations/Remarks
C [=] Army Asbestos Deficiency Abatement Project

Priority Index Numbers Are In Scientific Notation

Exposure Factors
1 [=] Material Friability
2 [=] Occupant Accessability
3 [=] Material Condition
4 [=] Level Of Activity
5 [=] Number Of Assigned Occupants

TABLE 283.4
(continued)

EXPOSURE ASSESSMENTS (PRIORITY ORDER) - BUILDING 283, SQUIRE HALL

TYPE OCCUPANCY: ADULTS (GOVERNMENT, PUBLIC)

SAMPLE NO.	AREA	MATERIAL TYPE	PRIOR. INDEX CODE	PRIORITY INDEX NUMBER	EXPOSURE FACTORS 1	2	3	4	5	AVG. EXP. HOURS	% ASB.
AZ647	ROOM 256	EXPANSION JOINTS	A	5.800E00	3	1	1	1	1	40.00	50
AZ697	CRAWL SPACE	<4" PIPE RUN	A	4.350E00	2	3	1	1	1	3.00	2
AZ698	CRAWL SPACE	<4" PIPE RUN	A	4.350E00	2	3	1	1	1	3.00	2
AZ687	BOILER ROOM	4-8" PIPE FITTING	A	4.200E00	3	1	1	1	2	40.00	25
AZ619	ROOM 128	<4" PIPE RUN	A	4.000E00	2	3	2	1	1	1.00	3
AZ793	ROOM 235	BOILERS/TANKS	A	4.000E00	2	3	2	1	1	1.00	1
AZ618	CRAWL SPACE 2	<4" PIPE RUN	A	3.000E00	3	2	1	1	1	1.00	2
AZ683	BOILER ROOM	4-8" PIPE FITTING	A	2.800E00	2	1	2	1	1	40.00	45
AZ686	BOILER ROOM	4-8" PIPE FITTING	A	2.800E00	2	1	2	1	1	40.00	40
AZ628	ROOM 235	BOILERS/TANKS	A	1.575E00	2	2	1	1	1	3.00	5
AZ611	ROOM 159	TRANSITE PANEL BOARD	A	1.480E00	1	2	1	1	4	40.00	30
AZ682	BOILER ROOM	4-8" PIPE FITTING	A	1.000E00	2	1	2	1	1	40.00	35
AZ682	CRAWL SPACE 2	4-8" PIPE FITTING	A	1.000E00	2	1	2	1	1	40.00	35
AZ622	ATTIC	<4" PIPE FITTING	A	4.050E-1	3	1	2	1	1	1.00	50
AZ658	ATTIC	4-8" PIPE RUN	A	4.050E-1	3	1	2	1	1	1.00	58
AZ658	BOILER ROOM	4-8" PIPE RUN	A	4.050E-1	3	1	2	1	1	1.00	58
AZ658	CRAWL SPACE	4-8" PIPE RUN	A	4.050E-1	3	1	2	1	1	1.00	58
AZ658	CRAWL SPACE 2	4-8" PIPE RUN	A	4.050E-1	3	1	2	1	1	1.00	58
AZ662	CRAWL SPACE	4-8" PIPE RUN	A	4.050E-1	3	1	2	1	1	1.00	50
AZ685	ATTIC	4-8" PIPE FITTING	A	4.050E-1	3	1	2	1	1	1.00	40
AZ692	ATTIC	<4" PIPE RUN	A	4.050E-1	3	1	2	1	1	1.00	40
AZ695	ATTIC	<4" PIPE FITTING	A	4.050E-1	3	1	2	1	1	1.00	40
AZ616	ROOM 162	PLASTER CEILINGS & WALLS	A	2.600E-1	2	1	1	1	4	40.00	1
AZ658	OUTSIDE STORE ROOM	4-8" PIPE RUN	A	1.450E-1	3	1	1	1	1	1.00	58
AZ685	OUTSIDE STORE ROOM	4-8" PIPE FITTING	A	1.450E-1	3	1	1	1	1	1.00	40
AZ702	STORE ROOM 1	TRANSITE PANEL BOARD	A	7.000E-2	1	3	1	1	1	1.00	40
AZ629	ROOM 235	CEILING TILE	A	2.775E-2	1	2	1	1	3	1.00	10
AZ634	ROOM 235	BOILERS/TANKS	A	2.775E-2	3	1	1	1	1	3.00	3
AZ618	ATTIC	<4" PIPE RUN	A	4.500E-3	2	1	2	1	1	1.00	2

Priority Index Codes
A [=] Long Term Corrective Measure
B [=] Review Management Special Considerations/Remarks
C [=] Army Asbestos Deficiency Abatement Project

Priority Index Numbers Are In Scientific Notation

Exposure Factors
1 [=] Material Friability
2 [=] Occupant Accessability
3 [=] Material Condition
4 [=] Level Of Activity
5 [=] Number Of Assigned Occupants

TABLE 283.4
(continued)

EXPOSURE ASSESSMENTS (PRIORITY ORDER) - BUILDING 283, SQUIRE HALL

TYPE OCCUPANCY: ADULTS (GOVERNMENT, PUBLIC)

SAMPLE NO.	AREA	MATERIAL TYPE	PRIOR. INDEX CODE	PRIORITY INDEX NUMBER	EXPOSURE FACTORS 1	2	3	4	5	AVG. EXP. HOURS	% ASB.
AZ618	BASEMENT CORRIDOR	<4" PIPE RUN	A	4.500E-3	2	1	2	1	1	1.00	2
AZ618	ROOM 115	<4" PIPE RUN	A	4.500E-3	2	1	2	1	1	1.00	2
AZ618	ROOM 128	<4" PIPE RUN	A	4.500E-3	2	1	2	1	1	1.00	2
AZ618	ROOM 170	<4" PIPE RUN	A	4.500E-3	2	1	2	1	1	1.00	2
AZ595	ROOM 115	CEILING TILE	A	0	2	2	1	2	4	40.00	0
AZ595	ROOM 118	CEILING TILE	A	0	2	2	1	2	4	40.00	0
AZ596	CORRIDOR 3	CEILING TILE	A	0	2	3	1	2	4	40.00	0
AZ596	RMS 240,241,242,244	CEILING TILE	A	0	2	3	1	2	4	40.00	0
AZ596	RMS 251,152,253,254	CEILING TILE	A	0	2	3	1	2	4	40.00	0
AZ596	ROOM 123	CEILING TILE	A	0	2	3	1	2	4	40.00	0
AZ596	ROOM 124	CEILING TILE	A	0	2	3	1	2	4	40.00	0
AZ596	ROOM 125	CEILING TILE	A	0	2	3	1	2	4	40.00	0
AZ596	ROOM 132A	CEILING TILE	A	0	2	3	1	2	4	40.00	0
AZ596	ROOM 133	CEILING TILE	A	0	2	3	1	2	4	40.00	0
AZ596	ROOM 144	CEILING TILE	A	0	2	3	1	2	4	40.00	0
AZ596	ROOM 150	CEILING TILE	A	0	2	3	1	2	4	40.00	0
AZ596	ROOM 154	CEILING TILE	A	0	2	3	1	2	4	40.00	0
AZ596	ROOM 155	CEILING TILE	A	0	2	3	1	2	4	40.00	0
AZ596	ROOM 158	CEILING TILE	A	0	2	3	1	2	4	40.00	0
AZ596	ROOM 159	CEILING TILE	A	0	2	3	1	2	4	40.00	0
AZ596	ROOM 160	CEILING TILE	A	0	2	3	1	2	4	40.00	0
AZ596	ROOM 161	CEILING TILE	A	0	2	3	1	2	4	40.00	0
AZ596	ROOM 162	CEILING TILE	A	0	2	3	1	2	4	40.00	0
AZ596	ROOM 169	CEILING TILE	A	0	2	3	1	2	4	40.00	0
AZ596	ROOM 171	CEILING TILE	A	0	2	3	1	2	4	40.00	0
AZ596	ROOM 173	CEILING TILE	A	0	2	3	1	2	4	40.00	0
AZ596	ROOM 178	CEILING TILE	A	0	2	3	1	2	4	40.00	0
AZ596	ROOM 239	CEILING TILE	A	0	2	3	1	2	4	40.00	0
AZ596	ROOM 246	CEILING TILE	A	0	2	3	1	2	4	40.00	0

Priority Index Codes
A [=] Long Term Corrective Measure
B [=] Review Management Special Considerations/Remarks
C [=] Army Asbestos Deficiency Abatement Project

Priority Index Numbers Are In Scientific Notation

Exposure Factors
1 [=] Material Friability
2 [=] Occupant Accessability
3 [=] Material Condition
4 [=] Level Of Activity
5 [=] Number Of Assigned Occupants

TABLE 283.4
(continued)

EXPOSURE ASSESSMENTS (PRIORITY ORDER) - BUILDING 283, SQUIRE HALL

TYPE OCCUPANCY: ADULTS (GOVERNMENT, PUBLIC)

SAMPLE NO.	AREA	MATERIAL TYPE	PRIOR. INDEX CODE	PRIORITY INDEX NUMBER	EXPOSURE FACTORS 1	2	3	4	5	AVG. EXP. HOURS	% ASB.
AZ596	ROOM 255	CEILING TILE	A	0	2	3	1	2	4	40.00	0
AZ596	ROOM 256	CEILING TILE	A	0	2	3	1	2	4	40.00	0
AZ596	ROOM 257	CEILING TILE	A	0	2	3	1	2	4	40.00	0
AZ596	ROOMS 166, 167	CEILING TILE	A	0	2	3	1	2	4	40.00	0
AZ596	ROOMS 229A, 229B	CEILING TILE	A	0	2	3	1	2	4	40.00	0
AZ596	ROOMS 230, 231	CEILING TILE	A	0	2	3	1	2	4	40.00	0
AZ596	ROOMS 249, 250	CEILING TILE	A	0	2	3	1	2	4	40.00	0
AZ596	TELE EXCHANGE	CEILING TILE	A	0	2	3	1	2	4	40.00	0
AZ596	WOMANS LATRINE	CEILING TILE	A	0	2	3	1	2	4	40.00	0
AZ603	ROOM 132B	CEILING TILE	A	0	1	3	1	2	4	40.00	0
AZ603	ROOM 200	CEILING TILE	A	0	1	3	1	2	4	40.00	0
AZ603	ROOM 221	CEILING TILE	A	0	1	3	1	2	4	40.00	0
AZ607	CORRIDOR 3	CEILING TILE	A	0	2	1	1	1	4	40.00	0
AZ607	LADIES LOUNGE	CEILING TILE	A	0	2	1	1	1	4	40.00	0
AZ607	RMS 240,241,242,244	CEILING TILE	A	0	2	1	1	1	4	40.00	0
AZ607	RMS 251,152,253,254	CEILING TILE	A	0	2	1	1	1	4	40.00	0
AZ607	ROOM 124	CEILING TILE	A	0	2	1	1	1	4	40.00	0
AZ607	ROOM 125	CEILING TILE	A	0	2	1	1	1	4	40.00	0
AZ607	ROOM 130	CEILING TILE	A	0	2	1	1	1	4	40.00	0
AZ607	ROOM 132A	CEILING TILE	A	0	2	1	1	1	4	40.00	0
AZ607	ROOM 132B	CEILING TILE	A	0	2	1	1	1	4	40.00	0
AZ607	ROOM 133	CEILING TILE	A	0	2	1	1	1	4	40.00	0
AZ607	ROOM 136	CEILING TILE	A	0	2	1	1	1	4	40.00	0
AZ607	ROOM 152	CEILING TILE	A	0	2	1	1	1	4	40.00	0
AZ607	ROOM 154	CEILING TILE	A	0	2	1	1	1	4	40.00	0
AZ607	ROOM 155	CEILING TILE	A	0	2	1	1	1	4	40.00	0
AZ607	ROOM 158	CEILING TILE	A	0	2	1	1	1	4	40.00	0
AZ607	ROOM 159	CEILING TILE	A	0	2	1	1	1	4	40.00	0
AZ607	ROOM 160	CEILING TILE	A	0	2	1	1	1	4	40.00	0

Priority Index Codes
A [=] Long Term Corrective Measure
B [=] Review Management Special Considerations/Remarks
C [=] Army Asbestos Deficiency Abatement Project

Priority Index Numbers Are In Scientific Notation

Exposure Factors
1 [=] Material Friability
2 [=] Occupant Accessability
3 [=] Material Condition
4 [=] Level Of Activity
5 [=] Number Of Assigned Occupants

TABLE 283.4
(continued)

EXPOSURE ASSESSMENTS (PRIORITY ORDER) - BUILDING 283, SQUIRE HALL

TYPE OCCUPANCY: ADULTS (GOVERNMENT, PUBLIC)

SAMPLE NO.	AREA	MATERIAL TYPE	PRIOR. INDEX CODE	PRIORITY INDEX NUMBER	EXPOSURE FACTORS 1	2	3	4	5	AVG. EXP. HOURS	% ASB.
AZ607	ROOM 161	CEILING TILE	A	0	2	1	1	1	4	40.00	0
AZ607	ROOM 162	CEILING TILE	A	0	2	1	1	1	4	40.00	0
AZ607	ROOM 164	CEILING TILE	A	0	2	1	1	1	4	40.00	0
AZ607	ROOM 165	CEILING TILE	A	0	2	1	1	1	4	40.00	0
AZ607	ROOM 168	CEILING TILE	A	0	2	1	1	1	4	40.00	0
AZ607	ROOM 169	CEILING TILE	A	0	2	1	1	1	4	40.00	0
AZ607	ROOM 170	CEILING TILE	A	0	2	1	1	1	4	40.00	0
AZ607	ROOM 215	CEILING TILE	A	0	2	1	1	1	4	40.00	0
AZ607	ROOM 216	CEILING TILE	A	0	2	1	1	1	4	40.00	0
AZ607	ROOM 217A	CEILING TILE	A	0	2	1	1	1	4	40.00	0
AZ607	ROOM 221	CEILING TILE	A	0	2	1	1	1	4	40.00	0
AZ607	ROOM 224	CEILING TILE	A	0	2	1	1	1	4	40.00	0
AZ607	ROOM 232	CEILING TILE	A	0	2	1	1	1	4	40.00	0
AZ607	ROOM 233	CEILING TILE	A	0	2	1	1	1	4	40.00	0
AZ607	ROOM 236	CEILING TILE	A	0	2	1	1	1	4	40.00	0
AZ607	ROOM 239	CEILING TILE	A	0	2	1	1	1	4	40.00	0
AZ607	ROOM 245	CEILING TILE	A	0	2	1	1	1	4	40.00	0
AZ607	ROOM 246	CEILING TILE	A	0	2	1	1	1	4	40.00	0
AZ607	ROOM 255	CEILING TILE	A	0	2	1	1	1	4	40.00	0
AZ607	ROOM 256	CEILING TILE	A	0	2	1	1	1	4	40.00	0
AZ607	ROOM 257	CEILING TILE	A	0	2	1	1	1	4	40.00	0
AZ607	ROOM 260	CEILING TILE	A	0	2	1	1	1	4	40.00	0
AZ607	ROOMS 166, 167	CEILING TILE	A	0	2	1	1	1	4	40.00	0
AZ607	ROOMS 217, 218	CEILING TILE	A	0	2	1	1	1	4	40.00	0
AZ607	ROOMS 222, 223	CEILING TILE	A	0	2	1	1	1	4	40.00	0
AZ607	ROOMS 229A, 229B	CEILING TILE	A	0	2	1	1	1	4	40.00	0
AZ607	ROOMS 230, 231	CEILING TILE	A	0	2	1	1	1	4	40.00	0
AZ607	ROOMS 237, 238	CEILING TILE	A	0	2	1	1	1	4	40.00	0
AZ607	ROOMS 249, 250	CEILING TILE	A	0	2	1	1	1	4	40.00	0

Priority Index Codes
A [=] Long Term Corrective Measure
B [=] Review Management Special Considerations/Remarks
C [=] Army Asbestos Deficiency Abatement Project

Priority Index Numbers Are In Scientific Notation

Exposure Factors
1 [=] Material Friability
2 [=] Occupant Accessability
3 [=] Material Condition
4 [=] Level Of Activity
5 [=] Number Of Assigned Occupants

TABLE 283.4
(continued)

EXPOSURE ASSESSMENTS (PRIORITY ORDER) - BUILDING 283, SQUIRE HALL

TYPE OCCUPANCY: ADULTS (GOVERNMENT, PUBLIC)

SAMPLE NO.	AREA	MATERIAL TYPE	PRIOR. INDEX CODE	PRIORITY INDEX NUMBER	EXPOSURE FACTORS 1	2	3	4	5	AVG. EXP. HOURS	% ASB.
AZ607	ROOMS 258, 259	CEILING TILE	A	0	2	1	1	1	4	40.00	0
AZ608	LADIES LOUNGE	CEILING TILE	A	0	2	1	1	1	4	40.00	0
AZ608	RMS 240,241,242,244	CEILING TILE	A	0	2	1	1	1	4	40.00	0
AZ608	ROOM 130	CEILING TILE	A	0	2	1	1	1	4	40.00	0
AZ608	ROOM 133	CEILING TILE	A	0	2	1	1	1	4	40.00	0
AZ608	ROOM 133	CEILING TILE	A	0	2	1	1	1	4	40.00	0
AZ608	ROOM 136	CEILING TILE	A	0	2	1	1	1	4	40.00	0
AZ608	ROOM 152	CEILING TILE	A	0	2	1	1	1	4	40.00	0
AZ608	ROOM 154	CEILING TILE	A	0	2	1	1	1	4	40.00	0
AZ608	ROOM 155	CEILING TILE	A	0	2	1	1	1	4	40.00	0
AZ608	ROOM 158	CEILING TILE	A	0	2	1	1	1	4	40.00	0
AZ608	ROOM 159	CEILING TILE	A	0	2	1	1	1	4	40.00	0
AZ608	ROOM 160	CEILING TILE	A	0	2	1	1	1	4	40.00	0
AZ608	ROOM 161	CEILING TILE	A	0	2	1	1	1	4	40.00	0
AZ608	ROOM 162	CEILING TILE	A	0	2	1	1	1	4	40.00	0
AZ608	ROOM 164	CEILING TILE	A	0	2	1	1	1	4	40.00	0
AZ608	ROOM 165	CEILING TILE	A	0	2	1	1	1	4	40.00	0
AZ608	ROOM 236	CEILING TILE	A	0	2	1	1	1	4	40.00	0
AZ608	ROOM 239	CEILING TILE	A	0	2	1	1	1	4	40.00	0
AZ608	ROOM 243	CEILING TILE	A	0	2	1	1	1	4	40.00	0
AZ608	ROOM 245	CEILING TILE	A	0	2	1	1	1	4	40.00	0
AZ608	ROOM 246	CEILING TILE	A	0	2	1	1	1	4	40.00	0
AZ608	ROOM 256	CEILING TILE	A	0	2	1	1	1	4	40.00	0
AZ608	ROOM 257	CEILING TILE	A	0	2	1	1	1	4	40.00	0
AZ608	ROOMS 237, 238	CEILING TILE	A	0	2	1	1	1	4	40.00	0
AZ608	ROOMS 249, 250	CEILING TILE	A	0	2	1	1	1	4	40.00	0
AZ608	ROOMS 258, 259	CEILING TILE	A	0	2	1	1	1	4	40.00	0
AZ609	ROOM 130	CEILING TILE	A	0	2	1	1	1	4	40.00	0
AZ612	ROOM 159	PLASTER CEILINGS & WALLS	A	0	1	1	1	1	4	40.00	0

Priority Index Codes
A [=] Long Term Corrective Measure
B [=] Review Management Special Considerations/Remarks
C [=] Army Asbestos Deficiency Abatement Project

Priority Index Numbers Are In Scientific Notation

Exposure Factors
1 [=] Material Friability
2 [=] Occupant Accessability
3 [=] Material Condition
4 [=] Level Of Activity
5 [=] Number Of Assigned Occupants

TABLE 283.4
(continued)

EXPOSURE ASSESSMENTS (PRIORITY ORDER) - BUILDING 283, SQUIRE HALL

TYPE OCCUPANCY: ADULTS (GOVERNMENT, PUBLIC)

SAMPLE NO.	AREA	MATERIAL TYPE	PRIOR. INDEX CODE	PRIORITY INDEX NUMBER	EXPOSURE FACTORS 1	2	3	4	5	AVG. EXP. HOURS	% ASB.
AZ613	ROOM 159	PLASTER CEILINGS & WALLS	A	0	1	1	1	1	4	40.00	0
AZ615	ROOM 162	PLASTER CEILINGS & WALLS	A	0	1	1	1	1	4	40.00	0
AZ620	ROOM 243	CEILING TILE	A	0	2	3	1	2	2	40.00	0
AZ623	ROOM 243	CEILING TILE	A	0	2	1	1	1	2	40.00	0
AZ633	ROOM 235	CEILING TILE	A	0	2	2	1	1	3	1.00	0
AZ636	FOYER 174	CEILING BOARD	A	0	2	2	1	1	6	40.00	0
AZ636	MECH ROOM	CEILING BOARD	A	0	2	2	1	1	6	40.00	0
AZ636	MECH ROOM	CEILING BOARD	A	0	2	2	1	1	6	40.00	0
AZ636	OFFICE 1	CEILING BOARD	A	0	2	2	1	1	6	40.00	0
AZ636	OFFICE 2	CEILING BOARD	A	0	2	2	1	1	6	40.00	0
AZ636	ROOM 138	CEILING BOARD	A	0	2	2	1	1	6	40.00	0
AZ636	ROOM 139	CEILING BOARD	A	0	2	2	1	1	6	40.00	0
AZ636	ROOM 140	CEILING BOARD	A	0	2	2	1	1	6	40.00	0
AZ636	ROOM 144	CEILING BOARD	A	0	2	2	1	1	6	40.00	0
AZ636	ROOM 148	CEILING BOARD	A	0	2	2	1	1	6	40.00	0
AZ636	ROOM 148B	CEILING BOARD	A	0	2	2	1	1	6	40.00	0
AZ636	ROOM 149	CEILING BOARD	A	0	2	2	1	1	6	40.00	0
AZ636	ROOM 150	CEILING BOARD	A	0	2	2	1	1	6	40.00	0
AZ636	ROOM 151	CEILING BOARD	A	0	2	2	1	1	6	40.00	0
AZ636	ROOM 170	CEILING BOARD	A	0	2	2	1	1	6	40.00	0
AZ636	ROOM 170A	CEILING BOARD	A	0	2	2	1	1	6	40.00	0
AZ636	ROOM 171	CEILING BOARD	A	0	2	2	1	1	6	40.00	0
AZ636	ROOM 173	CEILING BOARD	A	0	2	2	1	1	6	40.00	0
AZ636	ROOM 174	CEILING BOARD	A	0	2	2	1	1	6	40.00	0
AZ636	ROOM 175	CEILING BOARD	A	0	2	2	1	1	6	40.00	0
AZ636	ROOM 176	CEILING BOARD	A	0	2	2	1	1	6	40.00	0
AZ636	ROOM 176A	CEILING BOARD	A	0	2	2	1	1	6	40.00	0
AZ636	ROOM 177	CEILING BOARD	A	0	2	2	1	1	6	40.00	0
AZ636	ROOM 178	CEILING BOARD	A	0	2	2	1	1	6	40.00	0

Priority Index Codes
A [=] Long Term Corrective Measure
B [=] Review Management Special Considerations/Remarks
C [=] Army Asbestos Deficiency Abatement Project

Priority Index Numbers Are In Scientific Notation

Exposure Factors
1 [=] Material Friability
2 [=] Occupant Accessability
3 [=] Material Condition
4 [=] Level Of Activity
5 [=] Number Of Assigned Occupants

TABLE 283.4
(continued)

EXPOSURE ASSESSMENTS (PRIORITY ORDER) - BUILDING 283, SQUIRE HALL

TYPE OCCUPANCY: ADULTS (GOVERNMENT, PUBLIC)

SAMPLE NO.	AREA	MATERIAL TYPE	PRIOR. INDEX CODE	PRIORITY INDEX NUMBER	EXPOSURE FACTORS 1	2	3	4	5	AVG. EXP. HOURS	% ASB.
AZ636	ROOM 180	CEILING BOARD	A	0	2	2	1	1	6	40.00	0
AZ636	ROOM 211	CEILING BOARD	A	0	2	2	1	1	6	40.00	0
AZ636	ROOMS 230, 231	CEILING BOARD	A	0	2	2	1	1	6	40.00	0
AZ636	ROOMS 249, 250	CEILING BOARD	A	0	2	2	1	1	6	40.00	0
AZ642	ROOM 208	CEILING TILE	A	0	2	1	1	1	12	40.00	0
AZ642	ROOMS 222, 223	CEILING TILE	A	0	2	1	1	1	12	40.00	0
AZ643	ROOM 221	CEILING TILE	A	0	2	1	1	1	6	40.00	0
AZ644	ROOM 148B	CEILING TILE	A	0	2	2	1	1	12	40.00	0
AZ644	ROOM 174	CEILING TILE	A	0	2	2	1	1	12	40.00	0
AZ644	ROOMS 249, 250	CEILING TILE	A	0	1	3	1	1	3	1.00	0
AZ645	ROOMS 249, 250	CEILING TILE	A	0	2	2	1	1	12	40.00	0
AZ646	ROOMS 249, 250	CEILING TILE	A	0	2	2	1	1	12	40.00	0
AZ648	ROOM 215	CEILING BOARD	A	0	2	2	1	1	16	2.00	0
AZ649	CORRIDOR 4	CEILING BOARD	A	0	2	2	1	1	20	3.00	0
AZ650	OFFICE 1	CEILING TILE	A	0	2	2	1	1	1	1.00	0
AZ650	ROOM 217A	CEILING TILE	A	0	2	2	1	1	1	1.00	0
AZ671	BOILER ROOM	BOILERS/TANKS	A	0	3	2	2	1	2	40.00	0
AZ672	BOILER ROOM	BOILERS/TANKS	A	0	3	2	2	1	2	40.00	0
AZ673	BOILER ROOM	BOILERS/TANKS	A	0	3	2	2	1	2	40.00	0
AZ674	BOILER ROOM	>14" PIPE FITTING	A	0	3	3	1	1	2	40.00	0
AZ675	BOILER ROOM	AIR HANDLING EQUIPMENT	A	0	3	3	1	1	2	40.00	0
AZ676	BOILER ROOM	AIR HANDLING EQUIPMENT	A	0	3	3	1	1	2	40.00	0
AZ677	BOILER ROOM	AIR HANDLING EQUIPMENT	A	0	3	3	1	1	2	40.00	0
AZ703	STORE ROOM 1	PLASTER CEILINGS & WALLS	A	0	1	1	1	1	1	1.00	0
AZ704	STORE ROOM 1	PLASTER CEILINGS & WALLS	A	0	1	1	1	1	1	1.00	0
AZ717	CORRIDOR BACK HALL	CEILING TILE	A	0	2	2	2	1	150	3.00	0
AZ717	CORRIDOR BACK HALL	CEILING TILE	A	0	2	1	1	1	4	40.00	0
AZ717	FOYER 174	CEILING TILE	A	0	2	1	1	1	4	40.00	0
AZ717	OFFICE 2	CEILING TILE	A	0	2	1	1	1	4	40.00	0

Priority Index Codes
A [=] Long Term Corrective Measure
B [=] Review Management Special Considerations/Remarks
C [=] Army Asbestos Deficiency Abatement Project

Priority Index Numbers Are In Scientific Notation

Exposure Factors
1 [=] Material Friability
2 [=] Occupant Accessability
3 [=] Material Condition
4 [=] Level Of Activity
5 [=] Number Of Assigned Occupants

TABLE 283.4
(continued)

EXPOSURE ASSESSMENTS (PRIORITY ORDER) - BUILDING 283, SQUIRE HALL

TYPE OCCUPANCY: ADULTS (GOVERNMENT, PUBLIC)

SAMPLE NO.	AREA	MATERIAL TYPE	PRIOR. INDEX CODE	PRIORITY INDEX NUMBER	EXPOSURE FACTORS 1	2	3	4	5	AVG. EXP. HOURS	% ASB.
AZ717	ROOM 138	CEILING TILE	A	0	2	1	1	1	4	40.00	0
AZ717	ROOM 139	CEILING TILE	A	0	2	1	1	1	4	40.00	0
AZ717	ROOM 140	CEILING TILE	A	0	2	1	1	1	4	40.00	0
AZ717	ROOM 144	CEILING TILE	A	0	2	1	1	1	4	40.00	0
AZ717	ROOM 148	CEILING TILE	A	0	2	1	1	1	4	40.00	0
AZ717	ROOM 148B	CEILING TILE	A	0	2	1	1	1	4	40.00	0
AZ717	ROOM 149	CEILING TILE	A	0	2	1	1	1	4	40.00	0
AZ717	ROOM 150	CEILING TILE	A	0	2	1	1	1	4	40.00	0
AZ717	ROOM 151	CEILING TILE	A	0	2	1	1	1	4	40.00	0
AZ717	ROOM 170	CEILING TILE	A	0	2	1	1	1	4	40.00	0
AZ717	ROOM 171	CEILING TILE	A	0	2	1	1	1	4	40.00	0
AZ717	ROOM 173	CEILING TILE	A	0	2	1	1	1	4	40.00	0
AZ717	ROOM 174	CEILING TILE	A	0	2	1	1	1	4	40.00	0
AZ717	ROOM 175	CEILING TILE	A	0	2	1	1	1	4	40.00	0
AZ717	ROOM 176	CEILING TILE	A	0	2	1	1	1	4	40.00	0
AZ717	ROOM 176A	CEILING TILE	A	0	2	1	1	1	4	40.00	0
AZ717	ROOM 177	CEILING TILE	A	0	2	1	1	1	4	40.00	0
AZ717	ROOM 178	CEILING TILE	A	0	2	1	1	1	4	40.00	0
AZ717	ROOM 180	CEILING TILE	A	0	2	2	2	1	2	40.00	0
AZ717	SUPPLY AREA	CEILING TILE	A	0	2	2	2	1	2	40.00	0
AZ717	THEATER	CEILING TILE	A	0	2	1	1	1	4	40.00	0
AZ718	CORRIDOR BACK HALL	CEILING TILE	A	0	2	2	2	1	150	3.00	0
AZ719	CORRIDOR BACK HALL	CEILING TILE	A	0	2	2	2	1	150	3.00	0
AZ721	CORRIDOR BACK HALL	CEILING TILE	A	0	2	2	2	1	150	3.00	0
AZ722	CORRIDOR BACK HALL	CEILING TILE	A	0	2	2	2	1	150	3.00	0
AZ723	CORRIDOR BACK HALL	CEILING TILE	A	0	2	2	2	1	150	3.00	0
AZ724	CORRIDOR BACK HALL	CEILING BOARD	A	0	2	2	1	1	150	1.00	0
AZ726	ROOM 175	CEILING BOARD	A	0	2	2	1	1	13	40.00	0
AZ727	ROOM 178	CEILING BOARD	A	0	2	2	1	1	4	40.00	0

Priority Index Codes
A [=] Long Term Corrective Measure
B [=] Review Management Special Considerations/Remarks
C [=] Army Asbestos Deficiency Abatement Project

Priority Index Numbers Are In Scientific Notation

Exposure Factors
1 [=] Material Friability
2 [=] Occupant Accessability
3 [=] Material Condition
4 [=] Level Of Activity
5 [=] Number Of Assigned Occupants

TABLE 283.4
(continued)

EXPOSURE ASSESSMENTS (PRIORITY ORDER) - BUILDING 283, SQUIRE HALL

TYPE OCCUPANCY: ADULTS (GOVERNMENT, PUBLIC)

SAMPLE NO.	AREA	MATERIAL TYPE	PRIOR. INDEX CODE	PRIORITY INDEX NUMBER	EXPOSURE FACTORS 1	2	3	4	5	AVG. EXP. HOURS	% ASB.
AZ743	ROOMS 222, 223	CEILING TILE	A	0	2	2	1	1	8	40.00	0
AZ747	ROOM 115	CEILING TILE	A	0	2	3	1	1	8	40.00	0
AZ748	ROOM 115	CEILING TILE	A	0	2	3	1	1	8	40.00	0
AZ751	WOMANS ROOM 1ST FL	CEILING BOARD	A	0	2	2	2	1	30	1.00	0
AZ752	WOMANS ROOM 1ST FL	CEILING BOARD	A	0	2	2	2	1	30	1.00	0
AZ753	WOMANS ROOM 1ST FL	CEILING BOARD	A	0	2	2	2	1	30	1.00	0
AZ754	RMS 251,152,253,254	CEILING TILE	A	0	2	2	1	1	4	1.00	0
AZ755	ROOM 132B	CEILING TILE	A	0	2	2	2	1	4	40.00	0
AZ756	ROOM 163	CEILING TILE	A	0	2	2	2	1	2	40.00	0
AZ757	ROOM 255	CEILING TILE	A	0	2	2	1	1	4	40.00	0
AZ758	ROOM 163	CEILING TILE	A	0	2	1	1	1	2	40.00	0
AZ759	ROOM 132B	CEILING TILE	A	0	2	2	2	1	4	40.00	0
AZ761	ROOM 220	CEILING TILE	A	0	2	2	2	1	2	40.00	0
AZ774	ROOM 180	CEILING TILE	A	0	2	2	1	1	1	40.00	0

Priority Index Codes
A [=] Long Term Corrective Measure
B [=] Review Management Special Considerations/Remarks
C [=] Army Asbestos Deficiency Abatement Project

Priority Index Numbers Are In Scientific Notation

Exposure Factors
1 [=] Material Friability
2 [=] Occupant Accessability
3 [=] Material Condition
4 [=] Level Of Activity
5 [=] Number Of Assigned Occupants

TABLE 283.5

COST ESTIMATE* - BUILDING 283, SQUIRE HALL

TYPE OCCUPANCY: ADULTS (GOVERNMENT, PUBLIC)

DESCRIPTION	UNIT COST ($)	AREA 1	AREA 2	AREA 3	AREA 4	AREA 5	AREA 6	AREA 7	AREA 8	AREA 9	AREA 10	AREA 11
Pipe Fittings (EA)												
<4"	70.30	13.9	1.3	2.4	0.5	-	0.6	5.3	17.6	-	-	-
4-8"	85.80	12.0	**	2.0	1.6	-	1.9	1.5	9.4	-	-	-
9-14"	147.00	-	-	-	-	-	-	-	-	-	-	-
>14"	216.00	-	-	-	-	-	-	-	-	-	-	-
Pipe Runs (LF)												
<4"	26.50	23.3	2.9	5.6	-	-	2.8	16.5	27.4	-	-	-
4-8"	30.50	35.7	0.1	3.4	-	-	1.0	39.2	29.9	-	-	-
9-14"	42.50	-	-	-	-	-	-	-	-	-	-	-
>14"	60.80	-	-	-	-	-	-	-	-	-	-	-
Sprayed/Troweled Ceilings (SF)	9.60	-	-	-	-	-	-	-	-	-	-	-
Floor Tile (SF)	5.60	-	-	-	-	5.6	24.9	-	-	0.7	1.8	2.8
Boilers/Tanks (SF)	37.90	-	-	9.2	-	-	-	-	-	-	-	-
Air Handling Equipment (SF)	20.00	-	-	-	-	-	-	-	-	-	-	-
Other		-	0.5	24.0	-	-	15.4	104.0	170.9	-	-	-
SUBTOTAL		84.9	4.9	46.5	2.1	5.6	46.5	166.5	255.3	0.7	1.8	2.8
Difficulty Allowance		127.4	-	6.6	-	2.8	7.5	249.8	383.0	0.2	0.9	1.4
SUBTOTAL		212.3	4.9	53.1	2.1	8.4	54.0	416.3	638.3	0.9	2.6	4.2
Decontamination Units		0.2	0.2	0.2	0.2	0.2	0.2	0.2	0.2	0.2	0.2	0.2
Mobilization		**	**	**	**	**	**	**	**	**	**	**
SUBTOTAL		212.5	5.1	53.3	2.3	8.6	54.2	416.5	638.5	1.1	2.8	4.4
Contingency @ 15.00%		31.9	0.8	8.0	0.3	1.3	8.1	62.5	95.8	0.2	0.4	0.7
SUBTOTAL		244.4	5.9	61.3	2.7	9.9	62.4	479.0	734.3	1.3	3.3	5.1
Design Fee @ 6.00%		14.7	0.4	3.7	0.2	0.6	3.7	28.7	44.1	**	0.2	0.3
SUBTOTAL		259.1	6.2	65.0	2.8	10.5	66.1	507.7	778.3	1.4	3.5	5.4
Air Monitoring		2.3	2.3	2.3	2.3	2.3	2.3	2.3	2.3	2.3	2.3	2.3
TOTAL		261.4	8.5	67.3	5.1	12.8	68.4	510.0	780.6	3.7	5.8	7.7

*Amounts Are In Thousands Of Dollars

**Less Than $100 For The Area; Amount Not Printed But Included In Total(s)

AREA 1: ATTIC
AREA 2: BASEMENT CORRIDOR
AREA 3: BOILER ROOM
AREA 4: CORRIDOR 3
AREA 5: CORRIDOR 4
AREA 6: CORRIDOR BACK HALL
AREA 7: CRAWL SPACE
AREA 8: CRAWL SPACE 2
AREA 9: FOYER 174
AREA 10: MECH ROOM
AREA 11: OFFICE 1

TABLE 283.5
(continued)

COST ESTIMATE* - BUILDING 283, SQUIRE HALL

TYPE OCCUPANCY: ADULTS (GOVERNMENT, PUBLIC)

DESCRIPTION	UNIT COST ($)	AREA 12	AREA 13	AREA 14	AREA 15	AREA 16	AREA 17	AREA 18	AREA 19	AREA 20	AREA 21	AREA 22
Pipe Fittings (EA)												
<4"	70.30	-	-	-	2.0	-	-	-	-	-	-	-
4-8"	85.80	-	0.2	-	2.2	0.2	-	-	-	-	-	-
9-14"	147.00	-	-	-	-	-	-	-	-	-	-	-
>14"	216.00	-	-	-	-	-	-	-	-	-	-	-
Pipe Runs (LF)												
<4"	26.50	-	-	-	-	-	-	-	-	-	-	-
4-8"	30.50	-	0.5	-	-	-	-	-	-	-	-	-
9-14"	42.50	-	-	-	-	-	-	-	-	-	-	-
>14"	60.80	-	-	-	-	-	-	-	-	-	-	-
Sprayed/Troweled Ceilings (SF)	9.60	-	-	-	-	-	-	-	-	-	-	-
Floor Tile (SF)	5.60	6.5	-	6.1	-	-	3.4	1.6	3.4	1.9	1.8	0.2
Boilers/Tanks (SF)	37.90	-	-	-	-	-	-	-	-	-	-	-
Air Handling Equipment (SF)	20.00	-	-	-	-	-	-	-	-	-	-	-
Other		-	-	-	-	-	-	-	-	-	-	-
SUBTOTAL		6.5	0.6	6.1	4.3	0.2	3.4	1.6	3.4	1.9	1.8	0.2
Difficulty Allowance		3.2	-	3.1	-	-	1.7	0.8	1.7	1.0	0.9	0.1
SUBTOTAL		9.7	0.6	9.2	4.3	0.2	5.1	2.4	5.1	2.9	2.7	0.4
Decontamination Units		0.2	0.2	0.2	0.2	0.2	0.2	0.2	0.2	0.2	0.2	0.2
Mobilization		**	**	**	**	**	**	**	**	**	**	**
SUBTOTAL		9.9	0.8	9.4	4.5	0.4	5.3	2.6	5.3	3.1	2.9	0.6
Contingency @ 15.00%		1.5	0.1	1.4	0.7	**	0.8	0.4	0.8	0.5	0.4	**
SUBTOTAL		11.4	1.0	10.8	5.1	0.4	6.1	3.0	6.1	3.5	3.4	0.6
Design Fee @ 6.00%		0.7	**	0.6	0.3	**	0.4	0.2	0.4	0.2	0.2	**
SUBTOTAL		12.0	1.0	11.4	5.5	0.5	6.5	3.2	6.5	3.7	3.6	0.7
Air Monitoring		2.3	2.3	2.3	2.3	2.3	2.3	2.3	2.3	2.3	2.3	2.3
TOTAL		14.3	3.3	13.7	7.7	2.7	8.8	5.5	8.8	6.0	5.8	3.0

*Amounts Are In Thousands Of Dollars

**Less Than $100 For The Area; Amount Not Printed But Included In Total(s)

AREA 12: OFFICE 2
AREA 13: OUTSIDE STORE ROOM
AREA 14: RMS 204, 205, 207
AREA 15: RMS 240,241,242,244
AREA 16: ROOF
AREA 17: ROOM 104
AREA 18: ROOM 108
AREA 19: ROOM 109
AREA 20: ROOM 110
AREA 21: ROOM 111
AREA 22: ROOM 114A

TABLE 283.5
(continued)

COST ESTIMATE* - BUILDING 283, SQUIRE HALL

TYPE OCCUPANCY: ADULTS (GOVERNMENT, PUBLIC)

DESCRIPTION	UNIT COST ($)	AREA 23	AREA 24	AREA 25	AREA 26	AREA 27	AREA 28	AREA 29	AREA 30	AREA 31	AREA 32	AREA 33
Pipe Fittings (EA)												
<4"	70.30	0.1	-	-	-	-	0.1	-	-	-	-	-
4-8"	85.80	-	-	-	-	-	-	-	-	-	**	-
9-14"	147.00	-	-	-	-	-	-	-	-	-	-	-
>14"	216.00	-	-	-	-	-	-	-	-	-	-	-
Pipe Runs (LF)												
<4"	26.50	**	-	-	-	-	0.8	-	-	-	-	-
4-8"	30.50	-	-	-	-	-	-	-	-	-	0.3	-
9-14"	42.50	-	-	-	-	-	-	-	-	-	-	-
>14"	60.80	-	-	-	-	-	-	-	-	-	-	-
Sprayed/Troweled Ceilings (SF)	9.60	-	-	-	-	-	-	-	-	-	-	-
Floor Tile (SF)	5.60	-	2.6	4.0	0.7	3.6	-	2.7	3.5	1.7	3.2	1.3
Boilers/Tanks (SF)	37.90	-	-	-	-	-	-	-	-	-	-	-
Air Handling Equipment (SF)	20.00	-	-	-	-	-	-	-	-	-	-	-
Other		-	-	-	-	-	-	0.9	-	0.6	-	-
SUBTOTAL		0.2	2.6	4.0	0.7	3.6	0.9	3.6	3.5	2.3	3.6	1.3
Difficulty Allowance		-	1.3	2.0	0.2	1.8	-	-	1.8	0.8	1.6	0.6
SUBTOTAL		0.2	3.9	6.1	0.9	5.4	0.9	3.6	5.3	3.1	5.1	1.9
Decontamination Units		0.2	0.2	0.2	0.2	0.2	0.2	0.2	0.2	0.2	0.2	0.2
Mobilization		**	**	**	**	**	**	**	**	**	**	**
SUBTOTAL		0.4	4.1	6.3	1.1	5.6	1.1	3.8	5.5	3.3	5.3	2.1
Contingency @ 15.00%		**	0.6	0.9	0.2	0.8	0.2	0.6	0.8	0.5	0.8	0.3
SUBTOTAL		0.5	4.8	7.2	1.2	6.4	1.3	4.4	6.3	3.8	6.1	2.5
Design Fee @ 6.00%		**	0.3	0.4	**	0.4	**	0.3	0.4	0.2	0.4	0.1
SUBTOTAL		0.5	5.0	7.6	1.3	6.8	1.4	4.6	6.7	4.1	6.5	2.6
Air Monitoring		2.3	2.3	2.3	2.3	2.3	2.3	2.3	2.3	2.3	2.3	2.3
TOTAL		2.8	7.3	9.9	3.6	9.1	3.7	6.9	9.0	6.3	8.8	4.9

*Amounts Are In Thousands Of Dollars

**Less Than $100 For The Area; Amount Not Printed But Included In Total(s)

AREA 23: ROOM 115
AREA 25: ROOM 118
AREA 27: ROOM 124
AREA 29: ROOM 130
AREA 31: ROOM 132B
AREA 33: ROOM 136

AREA 24: ROOM 117
AREA 26: ROOM 118A
AREA 28: ROOM 128
AREA 30: ROOM 132A
AREA 32: ROOM 133

TABLE 283.5
(continued)

COST ESTIMATE* - BUILDING 283, SQUIRE HALL

TYPE OCCUPANCY: ADULTS (GOVERNMENT, PUBLIC)

DESCRIPTION	UNIT COST ($)	AREA 34	AREA 35	AREA 36	AREA 37	AREA 38	AREA 39	AREA 40	AREA 41	AREA 42	AREA 43	AREA 44
Pipe Fittings (EA)												
<4"	70.30	0.1	-	-	-	-	-	-	-	-	-	-
4-8"	85.80	-	-	-	-	-	-	-	0.5	-	-	-
9-14"	147.00	-	-	-	-	-	-	-	-	-	-	-
>14"	216.00	-	-	-	-	-	-	-	-	-	-	-
Pipe Runs (LF)												
<4"	26.50	0.7	-	-	-	-	-	-	-	-	-	-
4-8"	30.50	-	-	-	-	-	-	-	1.1	-	-	-
9-14"	42.50	-	-	-	-	-	-	-	-	-	-	-
>14"	60.80	-	-	-	-	-	-	-	-	-	-	-
Sprayed/Troweled Ceilings (SF)	9.60	-	-	-	-	-	-	-	-	-	-	-
Floor Tile (SF)	5.60	9.4	6.5	6.6	1.5	0.1	1.8	7.2	-	2.1	1.8	1.8
Boilers/Tanks (SF)	37.90	-	-	-	-	-	-	-	-	-	-	-
Air Handling Equipment (SF)	20.00	-	-	-	-	-	-	-	-	-	-	-
Other		-	-	-	-	-	-	-	0.9	-	-	-
SUBTOTAL		10.2	6.5	6.6	1.5	0.1	1.8	7.2	2.4	2.1	1.8	1.8
Difficulty Allowance		4.7	3.2	3.3	0.4	-	0.9	3.6	0.8	-	0.9	0.9
SUBTOTAL		14.8	9.7	9.9	1.9	0.1	2.7	10.8	3.2	2.1	2.8	2.7
Decontamination Units		0.2	0.2	0.2	0.2	0.2	0.2	0.2	0.2	0.2	0.2	0.2
Mobilization		**	**	**	**	**	**	**	**	**	**	**
SUBTOTAL		15.1	9.9	10.1	2.1	0.3	2.9	11.0	3.4	2.3	3.0	2.9
Contingency @ 15.00%		2.3	1.5	1.5	0.3	**	0.4	1.6	0.5	0.3	0.4	0.4
SUBTOTAL		17.3	11.4	11.6	2.4	0.4	3.3	12.6	4.0	2.7	3.4	3.3
Design Fee @ 6.00%		1.0	0.7	0.7	0.1	**	0.2	0.8	0.2	0.2	0.2	0.2
SUBTOTAL		18.3	12.1	12.3	2.6	0.4	3.5	13.4	4.2	2.8	3.6	3.5
Air Monitoring		2.3	2.3	2.3	2.3	2.3	2.3	2.3	2.3	2.3	2.3	2.3
TOTAL		20.6	14.4	14.6	4.9	2.7	5.8	15.6	6.5	5.1	5.9	5.8

*Amounts Are In Thousands Of Dollars

**Less Than $100 For The Area; Amount Not Printed But Included In Total(s)

AREA 34: ROOM 138
AREA 35: ROOM 139
AREA 36: ROOM 144
AREA 37: ROOM 148
AREA 38: ROOM 148B
AREA 39: ROOM 149
AREA 40: ROOM 150
AREA 41: ROOM 151
AREA 42: ROOM 152
AREA 43: ROOM 154
AREA 44: ROOM 155

TABLE 283.5
(continued)

COST ESTIMATE* - BUILDING 283, SQUIRE HALL

TYPE OCCUPANCY: ADULTS (GOVERNMENT, PUBLIC)

DESCRIPTION	UNIT COST ($)	AREA 45	AREA 46	AREA 47	AREA 48	AREA 49	AREA 50	AREA 51	AREA 52	AREA 53	AREA 54	AREA 55
Pipe Fittings (EA)												
<4"	70.30	-	-	-	-	-	-	-	-	0.1	-	-
4-8"	85.80	-	-	-	-	-	-	-	-	-	-	-
9-14"	147.00	-	-	-	-	-	-	-	-	-	-	-
>14"	216.00	-	-	-	-	-	-	-	-	-	-	-
Pipe Runs (LF)												
<4"	26.50	-	-	-	-	-	-	-	-	0.4	-	-
4-8"	30.50	-	-	-	-	-	-	-	-	-	-	-
9-14"	42.50	-	-	-	-	-	-	-	-	-	-	-
>14"	60.80	-	-	-	-	-	-	-	-	-	-	-
Sprayed/Troweled Ceilings (SF)	9.60	-	-	-	-	-	-	-	-	-	-	-
Floor Tile (SF)	5.60	3.5	1.8	1.8	3.5	1.3	1.7	1.4	1.5	10.1	1.7	4.4
Boilers/Tanks (SF)	37.90	-	-	-	-	-	-	-	-	-	-	-
Air Handling Equipment (SF)	20.00	-	-	-	-	-	-	-	-	-	-	-
Other		-	0.6	-	-	1.0	-	-	-	-	-	-
SUBTOTAL		3.5	2.4	1.8	3.5	2.3	1.7	1.4	1.5	10.6	1.7	4.4
Difficulty Allowance		1.8	0.9	0.9	1.8	0.8	0.9	0.7	0.8	5.0	0.9	2.2
SUBTOTAL		5.3	3.4	2.7	5.3	3.1	2.6	2.2	2.3	15.7	2.6	6.6
Decontamination Units		0.2	0.2	0.2	0.2	0.2	0.2	0.2	0.2	0.2	0.2	0.2
Mobilization		**	**	**	**	**	**	**	**	**	**	**
SUBTOTAL		5.5	3.6	2.9	5.5	3.3	2.8	2.4	2.5	15.9	2.8	6.8
Contingency @ 15.00%		0.8	0.5	0.4	0.8	0.5	0.4	0.4	0.4	2.4	0.4	1.0
SUBTOTAL		6.3	4.1	3.3	6.3	3.8	3.2	2.7	2.9	18.2	3.2	7.9
Design Fee @ 6.00%		0.4	0.2	0.2	0.4	0.2	0.2	0.2	0.2	1.1	0.2	0.5
SUBTOTAL		6.7	4.4	3.5	6.7	4.1	3.4	2.9	3.0	19.3	3.4	8.3
Air Monitoring		2.3	2.3	2.3	2.3	2.3	2.3	2.3	2.3	2.3	2.3	2.3
TOTAL		9.0	6.6	5.8	9.0	6.3	5.7	5.2	5.3	21.6	5.7	10.6

*Amounts Are In Thousands Of Dollars

**Less Than $100 For The Area; Amount Not Printed But Included In Total(s)

AREA 45: ROOM 158
AREA 46: ROOM 159
AREA 47: ROOM 160
AREA 48: ROOM 161
AREA 49: ROOM 162
AREA 50: ROOM 163
AREA 51: ROOM 164
AREA 52: ROOM 168
AREA 53: ROOM 170
AREA 54: ROOM 170A
AREA 55: ROOM 171

TABLE 283.5
(continued)

COST ESTIMATE* - BUILDING 283, SQUIRE HALL

TYPE OCCUPANCY: ADULTS (GOVERNMENT, PUBLIC)

DESCRIPTION	UNIT COST ($)	AREA 56	AREA 57	AREA 58	AREA 59	AREA 60	AREA 61	AREA 62	AREA 63	AREA 64	AREA 65	AREA 66
Pipe Fittings (EA)												
<4"	70.30	-	-	-	-	-	-	-	-	-	-	-
4-8"	85.80	-	-	-	-	-	-	-	-	-	-	-
9-14"	147.00	-	-	-	-	-	-	-	-	-	-	-
>14"	216.00	-	-	-	-	-	-	-	-	-	-	-
Pipe Runs (LF)												
<4"	26.50	-	-	-	-	-	-	-	-	-	-	-
4-8"	30.50	-	-	-	-	-	-	-	-	-	-	-
9-14"	42.50	-	-	-	-	-	-	-	-	-	-	-
>14"	60.80	-	-	-	-	-	-	-	-	-	-	-
Sprayed/Troweled Ceilings (SF)	9.60	-	-	-	-	-	-	-	-	-	-	-
Floor Tile (SF)	5.60	5.4	8.5	8.1	4.9	6.5	4.7	6.5	1.7	2.0	1.6	3.5
Boilers/Tanks (SF)	37.90	-	-	-	-	-	-	-	-	-	-	-
Air Handling Equipment (SF)	20.00	-	-	-	-	-	-	-	-	-	-	-
Other		-	-	-	-	-	-	1.0	-	-	-	-
SUBTOTAL		5.4	8.5	8.1	4.9	6.5	4.7	7.4	1.7	2.0	1.6	3.5
Difficulty Allowance		2.7	4.2	4.0	2.5	3.2	2.4	3.2	0.8	1.0	0.8	1.8
SUBTOTAL		8.2	12.7	12.1	7.4	9.7	7.1	10.6	2.5	3.1	2.5	5.3
Decontamination Units		0.2	0.2	0.2	0.2	0.2	0.2	0.2	0.2	0.2	0.2	0.2
Mobilization		**	**	**	**	**	**	**	**	**	**	**
SUBTOTAL		8.4	12.9	12.3	7.6	9.9	7.3	10.8	2.7	3.3	2.7	5.5
Contingency @ 15.00%		1.3	1.9	1.8	1.1	1.5	1.1	1.6	0.4	0.5	0.4	0.8
SUBTOTAL		9.6	14.9	14.1	8.7	11.4	8.3	12.5	3.1	3.8	3.1	6.3
Design Fee @ 6.00%		0.6	0.9	0.8	0.5	0.7	0.5	0.7	0.2	0.2	0.2	0.4
SUBTOTAL		10.2	15.8	15.0	9.2	12.0	8.8	13.2	3.3	4.0	3.2	6.7
Air Monitoring		2.3	2.3	2.3	2.3	2.3	2.3	2.3	2.3	2.3	2.3	2.3
TOTAL		12.5	18.1	17.3	11.5	14.3	11.1	15.5	5.6	6.3	5.5	8.9

*Amounts Are In Thousands Of Dollars

**Less Than $100 For The Area; Amount Not Printed But Included In Total(s)

AREA 56: ROOM 173
AREA 57: ROOM 174
AREA 58: ROOM 175
AREA 59: ROOM 176
AREA 60: ROOM 177
AREA 61: ROOM 178
AREA 62: ROOM 180
AREA 63: ROOM 200
AREA 64: ROOM 202
AREA 65: ROOM 203
AREA 66: ROOM 208

TABLE 283.5
(continued)

COST ESTIMATE* - BUILDING 283, SQUIRE HALL

TYPE OCCUPANCY: ADULTS (GOVERNMENT, PUBLIC)

DESCRIPTION	UNIT COST ($)	AREA 67	AREA 68	AREA 69	AREA 70	AREA 71	AREA 72	AREA 73	AREA 74	AREA 75	AREA 76	AREA 77
Pipe Fittings (EA)												
<4"	70.30	-	-	-	-	-	0.5	-	0.8	-	0.7	0.4
4-8"	85.80	-	-	-	-	-	1.5	-	4.5	-	1.4	1.2
9-14"	147.00	-	-	-	-	-	-	-	-	-	-	-
>14"	216.00	-	-	-	-	-	-	-	-	-	-	-
Pipe Runs (LF)												
<4"	26.50	-	-	-	-	-	-	-	-	-	-	-
4-8"	30.50	-	-	-	-	-	0.2	-	-	-	-	-
9-14"	42.50	-	-	-	-	-	-	-	-	-	-	-
>14"	60.80	-	-	-	-	-	-	-	-	-	-	-
Sprayed/Troweled Ceilings (SF)	9.60	-	-	-	-	-	-	-	-	-	-	-
Floor Tile (SF)	5.60	3.0	4.1	1.3	0.3	2.2	3.6	0.5	1.8	1.8	3.1	1.7
Boilers/Tanks (SF)	37.90	-	-	-	-	-	-	-	0.8	-	-	-
Air Handling Equipment (SF)	20.00	-	-	-	-	-	-	-	-	-	-	-
Other		-	-	-	-	-	-	-	3.4	-	-	-
SUBTOTAL		3.0	4.1	1.3	0.3	2.2	5.8	0.5	11.3	1.8	5.2	3.3
Difficulty Allowance		1.5	2.1	0.6	0.2	1.1	1.8	-	-	0.9	1.6	0.9
SUBTOTAL		4.5	6.2	1.9	0.5	3.4	7.6	0.5	11.3	2.7	6.8	4.2
Decontamination Units		0.2	0.2	0.2	0.2	0.2	0.2	0.2	0.2	0.2	0.2	0.2
Mobilization		**	**	**	**	**	**	**	**	**	**	**
SUBTOTAL		4.7	6.4	2.1	0.7	3.6	7.8	0.7	11.5	2.9	7.0	4.4
Contingency @ 15.00%		0.7	1.0	0.3	0.1	0.5	1.2	0.1	1.7	0.4	1.0	0.7
SUBTOTAL		5.4	7.4	2.4	0.8	4.1	9.0	0.8	13.3	3.3	8.0	5.0
Design Fee @ 6.00%		0.3	0.4	0.1	**	0.2	0.5	**	0.8	0.2	0.5	0.3
SUBTOTAL		5.8	7.8	2.5	0.8	4.3	9.5	0.8	14.1	3.5	8.5	5.3
Air Monitoring		2.3	2.3	2.3	2.3	2.3	2.3	2.3	2.3	2.3	2.3	2.3
TOTAL		8.1	10.1	4.8	3.1	6.6	11.8	3.1	16.3	5.8	10.8	7.6

*Amounts Are In Thousands Of Dollars

**Less Than $100 For The Area; Amount Not Printed But Included In Total(s)

AREA 67: ROOM 211
AREA 68: ROOM 215
AREA 69: ROOM 216
AREA 70: ROOM 217A
AREA 71: ROOM 225
AREA 72: ROOM 232
AREA 73: ROOM 233
AREA 74: ROOM 235
AREA 75: ROOM 236
AREA 76: ROOM 239
AREA 77: ROOM 243

TABLE 283.5
(continued)

COST ESTIMATE* - BUILDING 283, SQUIRE HALL

TYPE OCCUPANCY: ADULTS (GOVERNMENT, PUBLIC)

DESCRIPTION	UNIT COST ($)	AREA 78	AREA 79	AREA 80	AREA 81	AREA 82	AREA 83	AREA 84	AREA 85	AREA 86	AREA 87	AREA 88
Pipe Fittings (EA)												
<4"	70.30	0.8	1.1	-	-	-	-	-	-	-	0.2	0.9
4-8"	85.80	0.3	-	-	-	-	-	-	-	-	0.6	1.2
9-14"	147.00	-	-	-	-	-	-	-	-	-	-	-
>14"	216.00	-	-	-	-	-	-	-	-	-	-	-
Pipe Runs (LF)												
<4"	26.50	-	-	-	-	-	-	-	-	-	-	-
4-8"	30.50	-	-	-	-	-	-	-	-	-	-	-
9-14"	42.50	-	-	-	-	-	-	-	-	-	-	-
>14"	60.80	-	-	-	-	-	-	-	-	-	-	-
Sprayed/Troweled Ceilings (SF)	9.60	-	-	-	-	-	-	-	-	-	-	-
Floor Tile (SF)	5.60	1.7	-	2.8	1.9	1.8	7.5	5.1	3.5	3.5	-	-
Boilers/Tanks (SF)	37.90	-	-	-	-	-	-	-	-	-	-	-
Air Handling Equipment (SF)	20.00	-	-	-	-	-	-	-	-	-	-	-
Other		-	-	0.3	-	-	-	-	-	-	-	-
SUBTOTAL		2.9	1.1	3.1	1.9	1.8	7.5	5.1	3.5	3.5	0.8	2.1
Difficulty Allowance		0.9	-	1.4	1.0	0.9	3.7	2.6	1.7	1.8	-	-
SUBTOTAL		3.7	1.1	4.5	2.9	2.6	11.2	7.7	5.2	5.3	0.8	2.1
Decontamination Units		0.2	0.2	0.2	0.2	0.2	0.2	0.2	0.2	0.2	0.2	0.2
Mobilization		**	**	**	**	**	**	**	**	**	**	**
SUBTOTAL		3.9	1.3	4.7	3.1	2.8	11.4	7.9	5.4	5.5	1.0	2.3
Contingency @ 15.00%		0.6	0.2	0.7	0.5	0.4	1.7	1.2	0.8	0.8	0.2	0.3
SUBTOTAL		4.5	1.5	5.4	3.5	3.3	13.1	9.0	6.2	6.3	1.2	2.7
Design Fee @ 6.00%		0.3	**	0.3	0.2	0.2	0.8	0.5	0.4	0.4	**	0.2
SUBTOTAL		4.8	1.6	5.7	3.7	3.5	13.9	9.6	6.6	6.6	1.2	2.8
Air Monitoring		2.3	2.3	2.3	2.3	2.3	2.3	2.3	2.3	2.3	2.3	2.3
TOTAL		7.1	3.9	8.0	6.0	5.8	16.2	11.9	8.9	8.9	3.5	5.1

*Amounts Are In Thousands Of Dollars

**Less Than $100 For The Area; Amount Not Printed But Included In Total(s)

AREA 78: ROOM 245
AREA 79: ROOM 246
AREA 80: ROOM 256
AREA 81: ROOM 257
AREA 82: ROOM 260
AREA 83: ROOMS 102, 103
AREA 84: ROOMS 105, 106, 107
AREA 85: ROOMS 217, 218
AREA 86: ROOMS 229A, 229B
AREA 87: ROOMS 230, 231
AREA 88: ROOMS 237, 238

TABLE 283.5
(continued)

COST ESTIMATE* - BUILDING 283, SQUIRE HALL

TYPE OCCUPANCY: ADULTS (GOVERNMENT, PUBLIC)

DESCRIPTION	UNIT COST ($)	AREA 89	AREA 90	AREA 91	AREA 92	AREA 93	AREA 94	AREA 95	AREA 96	AREA 97	TOTAL
Pipe Fittings (EA)											
<4"	70.30	1.6	-	-	-	-	-	-	-	-	51.2
4-8"	85.80	1.3	-	0.2	3.2	-	-	-	-	-	47.1
9-14"	147.00	-	-	-	-	-	-	-	-	-	-
>14"	216.00	-	-	-	-	-	-	-	-	-	-
Pipe Runs (LF)											
<4"	26.50	-	-	-	-	-	-	-	-	-	80.4
4-8"	30.50	-	-	0.5	-	-	-	-	-	-	111.8
9-14"	42.50	-	-	-	-	-	-	-	-	-	-
>14"	60.80	-	-	-	-	-	-	-	-	-	-
Sprayed/Troweled Ceilings (SF)	9.60	-	-	-	-	-	-	-	-	-	-
Floor Tile (SF)	5.60	-	1.0	0.6	2.0	7.9	0.6	15.1	1.2	0.4	289.2
Boilers/Tanks (SF)	37.90	-	-	-	-	-	-	-	-	-	10.0
Air Handling Equipment (SF)	20.00	-	-	-	-	-	-	-	-	-	-
Other		-	-	-	1.4	-	-	-	-	-	324.8
SUBTOTAL		2.9	1.0	1.3	6.5	7.9	0.6	15.1	1.2	0.4	914.6
Difficulty Allowance		-	-	-	0.7	-	-	-	-	-	889.4
SUBTOTAL		2.9	1.0	1.3	7.2	7.9	0.6	15.1	1.2	0.4	1804.0
Decontamination Units		0.2	0.2	0.2	0.2	0.2	0.2	0.2	0.2	0.2	15.5
Mobilization		**	**	**	**	**	**	**	**	**	4.2
SUBTOTAL		3.1	1.2	1.5	7.4	8.1	0.8	15.3	1.4	0.6	1823.7
Contingency @ 15.00%		0.5	0.2	0.2	1.1	1.2	0.1	2.3	0.2	**	273.5
SUBTOTAL		3.6	1.4	1.7	8.5	9.3	0.9	17.6	1.6	0.7	2097.2
Design Fee @ 6.00%		0.2	**	0.1	0.5	0.6	**	1.1	**	**	125.8
SUBTOTAL		3.8	1.5	1.8	9.0	9.9	1.0	18.7	1.7	0.8	2223.0
Air Monitoring		2.3	2.3	2.3	2.3	2.3	2.3	2.3	2.3	2.3	222.3
TOTAL		6.1	3.8	4.1	11.3	12.2	3.3	21.0	4.0	3.1	2445.3

*Amounts Are In Thousands Of Dollars

**Less Than $100 For The Area; Amount Not Printed But Included In Total(s)

AREA 89: ROOMS 249, 250
AREA 90: STAIRS 1
AREA 91: STAIRS 2
AREA 92: STORE ROOM 1
AREA 93: SUPPLY AREA
AREA 94: TELE EXCHANGE
AREA 95: THEATER
AREA 96: TOILET
AREA 97: WOMANS LATRINE

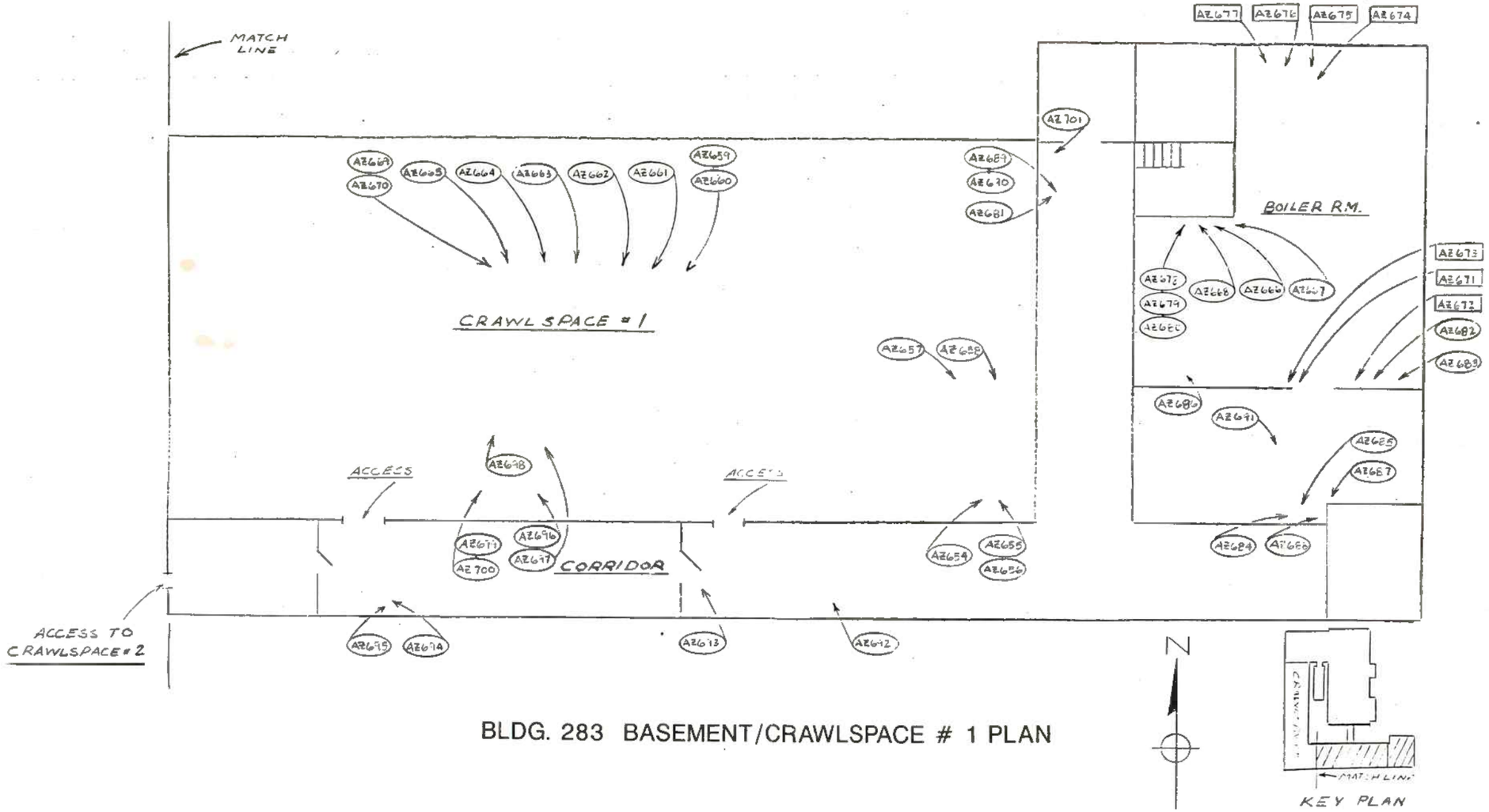

BLDG. 283 BASEMENT/CRAWLSPACE # 1 PLAN

LEGEND

FHnnn POSITIVE SAMPLE

FHnnn NEGATIVE SAMPLE

WESTON
MANAGERS DESIGNERS/CONSULTANTS

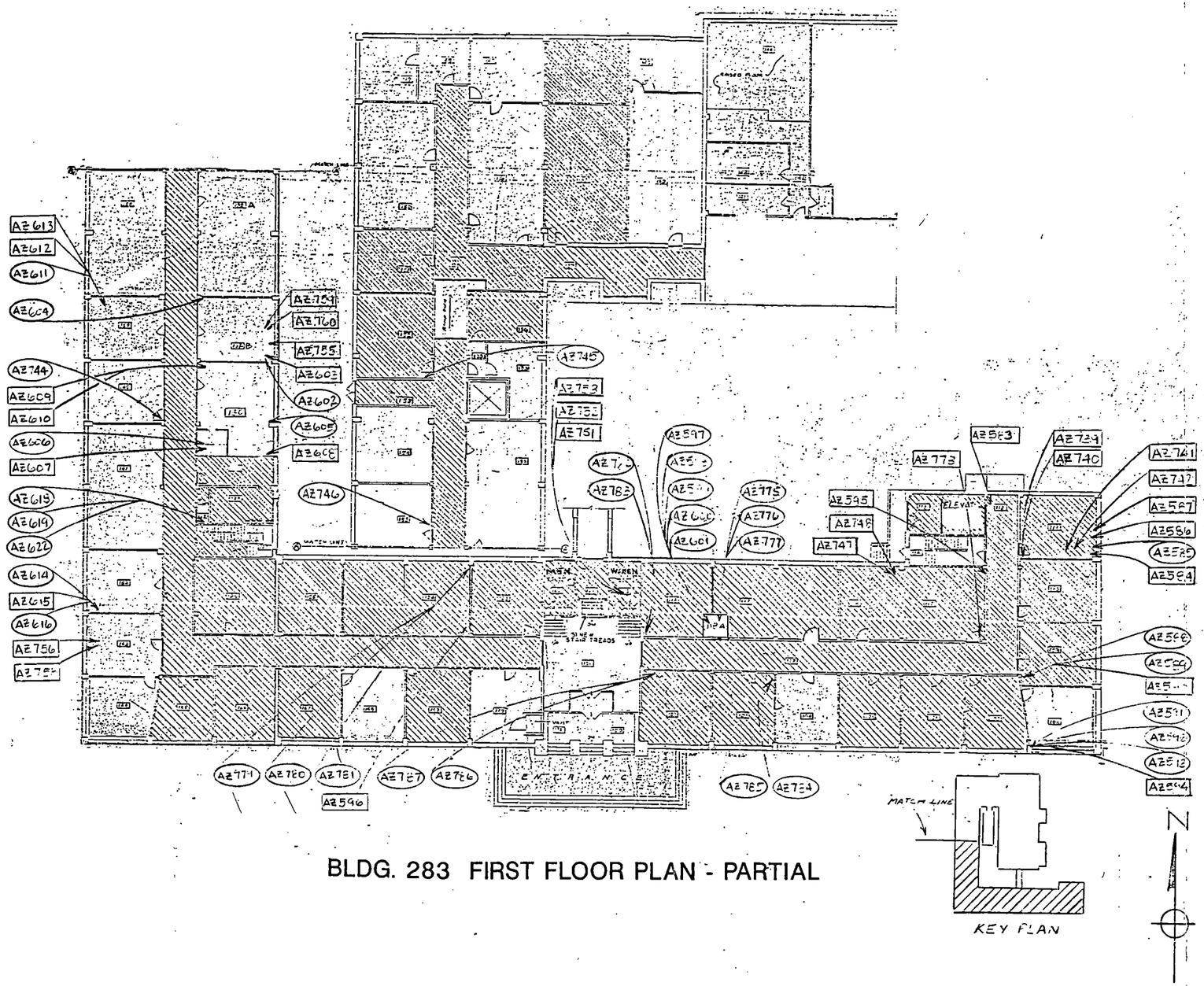

BLDG. 283 FIRST FLOOR PLAN - PARTIAL

LEGEND

(FHnnn) POSITIVE SAMPLE

[FHnnn] NEGATIVE SAMPLE

WESTON
MANAGERS DESIGNERS/CONSULTANTS

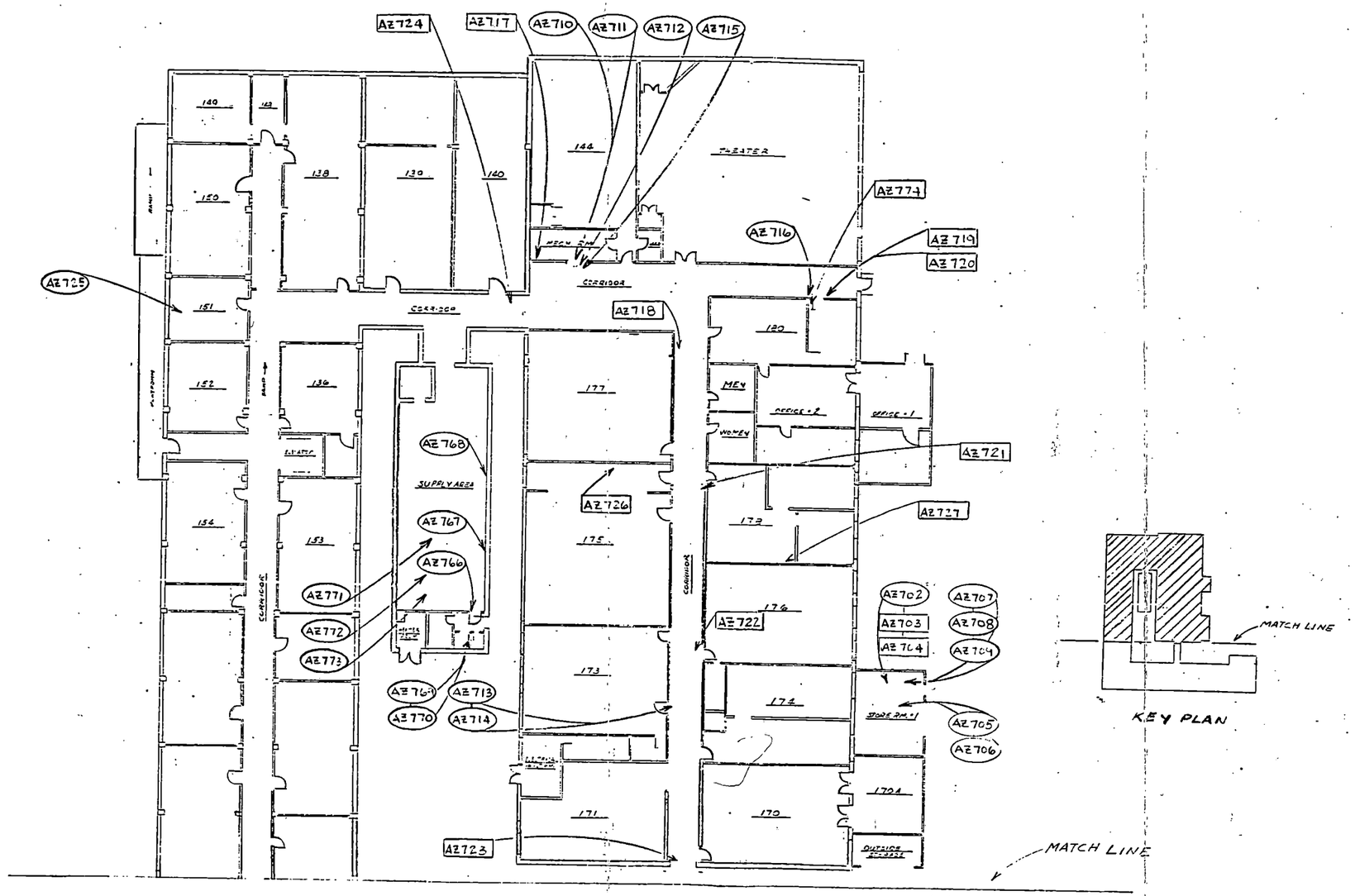

BLDG. 283 FIRST FLOOR PLAN - PARTIAL

LEGEND

FHnnn POSITIVE SAMPLE

FHnnn NEGATIVE SAMPLE

WESTON
MANAGERS DESIGNERS/CONSULTANTS

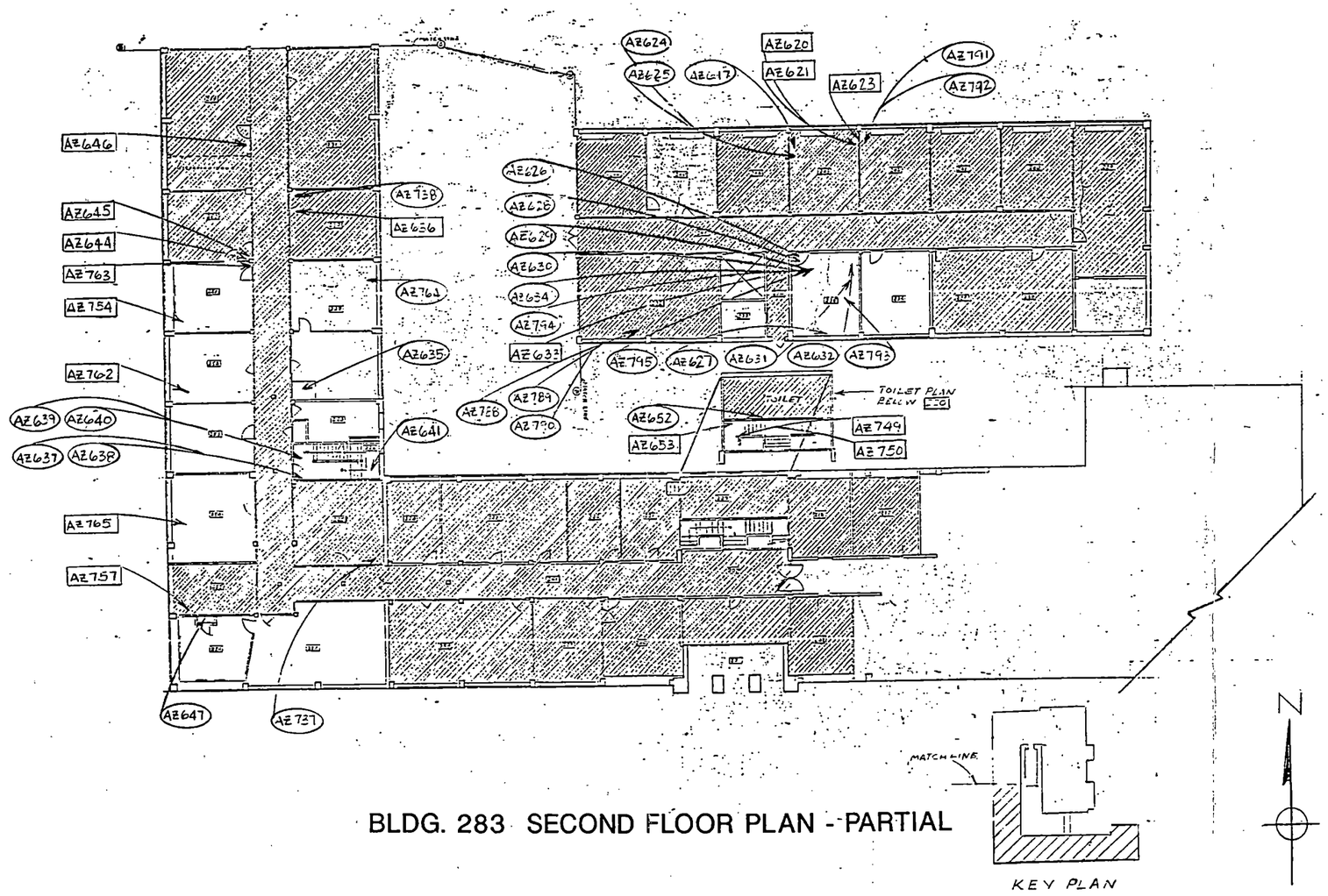

BLDG. 283 SECOND FLOOR PLAN - PARTIAL

LEGEND

(FHnnn) POSITIVE SAMPLE

[FHnnn] NEGATIVE SAMPLE

WESTON
MANAGERS DESIGNERS/CONSULTANTS

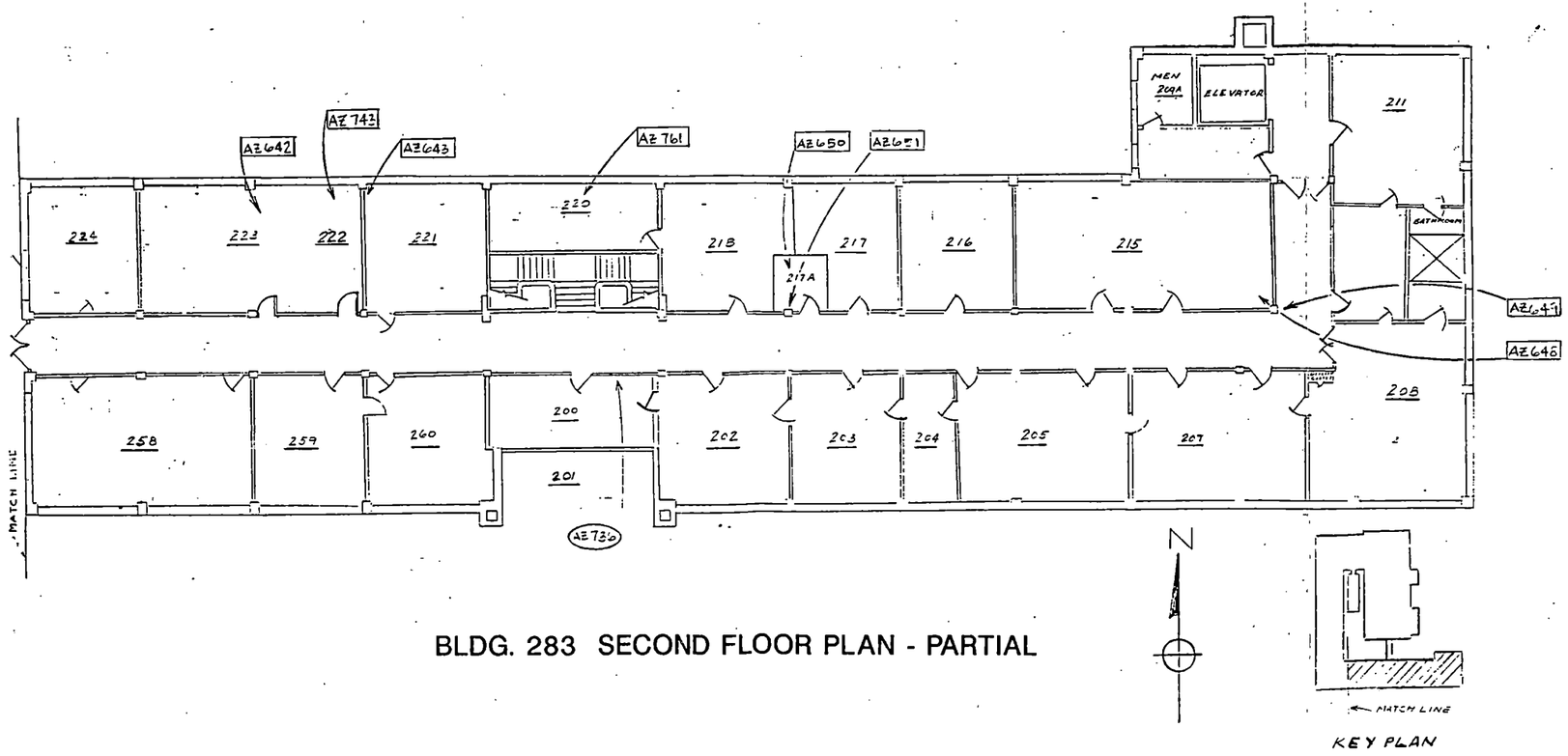

BLDG. 283 SECOND FLOOR PLAN - PARTIAL

LEGEND

FHnnn POSITIVE SAMPLE

FHnnn NEGATIVE SAMPLE

WESTON

MANAGERS DESIGNERS/CONSULTANTS

286

RUSSEL HALL

286

RUSSEL HALL

286.1 GENERAL

Building 286 was surveyed by WESTON technicians on 19 December 1989 through 21 December 1989.

The first three portions of this facility report summarize the results of this inspection.

Polarized Light Microscopy (PLM) with dispersion staining was used to analyze 29 samples of suspect material collected from the building. Of these samples, eight were found to be asbestos-containing materials (ACM). Table 286.1 lists the analytical results for the bulk samples.

286.2 ACM AND EXPOSURE ASSESSMENT

The location, description, and analytical results for each bulk sample from Building 286 are presented in Table 286.1. An area-by-area inventory of ACM is provided in Table 286.2 and 286.3 "Other Asbestos-Containing Materials," listed in Table 286.3, are materials which do not match the standard caption categories listed in Table 286.2. A prioritized listing of exposure assessments is presented in Table 286.4. An itemized area-by-area cost estimate for removal and replacement is provided in Table 286.5. The method by which removal/replacement costs are calculated is described in the ISSUES COMMON TO ALL BUILDINGS Section of this report. Building floor plans (see attachment) indicate sample locations and building area names as they are listed in Tables 286.2 and 286.5.

286.3 RECOMMENDATIONS/CONCLUSIONS

WESTON recommends:

- The Boiler Room qualifies for an Army Asbestos Deficiency Abatement Project (AADAP).
- The ACM in the Boiler Room be labeled as the first step in an O&M Program until the AADAP is completed.

TABLE 286.1

BULK SAMPLE ANALYSIS RESULTS - BUILDING 286, RUSSEL HALL

TYPE OCCUPANCY: ADULTS (GOVERNMENT)

SAMPLE NO.	LOCATION	ITEM	DESCRIPTION	PERCENT ASBESTOS CH	AM	OT	LAYERED[a]
AZ543	MECH RM 4TH FL,S,BELOW CEILING	ACOUSTICAL WALL TILE	WHITE,OTH,WALL TILE,VERTICAL	-	-	-	NO
AZ544	MECH RM 4TH FL,S,BELOW CEILING	ACOUSTICAL WALL TILE	BROWN,OTH,WALL TILE,VERTICAL	-	-	-	NO
AZ545	CORRIDOR 408,S,BELOW CEILING	OTHER MATERIAL	YELLOW,OTH,WALL BOARD,VERTICAL	-	-	-	NO
AZ546	CORRIDOR 408,S,BELOW CEILING	FLOOR TILE	TAN,OTH,FLOOR TILE,HORIZONTAL	-	-	-	NO
AZ547	CORRIDOR 408,S,BELOW CEILING	FLOOR TILE	BROWN,OTH,FLOOR TILE,HORIZONTAL	-	-	-	NO
AZ548	ADMIN AREA 409,C,BELOW CEILING	CEILING TILE	WHITE,OTH,CEIL TILE,HORIZONTAL	-	-	-	NO
AZ549	ADMIN AREA 409,C,ABOVE CEILING	CEILING TILE	WHITE,OTH,CEIL TILE,HORIZONTAL	-	-	-	NO
AZ550	ROOF AREA SOUTH,S,BELOW CEILING	SPRAYED/TROWELED MATERIAL	BLACK,OTH,ROOFING,HORIZONTAL	-	-	-	NO
AZ551	STAIR 403,N,BELOW CEILING	FLOOR TILE	BROWN,OTH,FLOOR TILE,HORIZONTAL	-	-	-	NO
AZ552	CORRIDOR 325A,S,BELOW CEILING	OTHER MATERIAL	YELLOW,OTH,WALL BOARD,VERTICAL	-	-	-	YES
AZ553	CORRIDOR 325A,S,BELOW CEILING	CEILING TILE	WHITE,OTH,CEIL TILE,HORIZONTAL	-	-	-	NO
AZ554	CORRIDOR SOUTH,S,ABOVE CEILING	SPRAYED/TROWELED MATERIAL	GRAY,OTH,SPRAY-ON	-	-	-	NO
AZ555	VESTIBULE 226A,C,BELOW CEILING	FLOOR TILE	TAN,OTH,FLOOR TILE,HORIZONTAL	-	-	-	NO
AZ556	TOILET 213E,C,BELOW CEILING	CEILING TILE	WHITE,OTH,CEIL TILE,HORIZONTAL	-	-	-	NO
AZ557	RM 111,N,BELOW CEILING	SPRAYED/TROWELED MATERIAL	BROWN,OTH,MASTIC,HORIZONTAL	-	-	-	NO
AZ558	RM 111,N,BELOW CEILING	CEILING TILE	WHITE,OTH,CEIL TILE,HORIZONTAL	-	-	-	NO
AZ559	CORRIDOR 130B,N,BELOW CEILING	OTHER MATERIAL	YELLOW,OTH,WALL BOARD,VERTICAL	-	-	-	NO
AZ560	VESTIBULE 104A,N,BELOW CEILING	FLOOR TILE	TAN,OTH,FLOOR TILE,HORIZONTAL	-	-	-	NO
AZ561	RM 028C,C,BELOW CEILING	4-8" PIPE RUN	GRAY,DOM,PIPE RUN,HORIZONTAL	30	-	-	NO
AZ562	RM 028C,C,BELOW CEILING	4-8" PIPE FITTING	GRAY,DOM,FITTING,HORIZONTAL	40	-	-	NO
AZ563	RM 028C,C,BELOW CEILING	<4" PIPE RUN	GRAY,HHW,PIPE RUN,HORIZONTAL	15	-	-	NO
AZ564	RM 028C,C,BELOW CEILING	<4" PIPE FITTING	GRAY,HHW,FITTING,HORIZONTAL	40	-	-	NO
AZ565	CRAWL SPACE 018A,C,BELOW CEILING	4-8" PIPE FITTING	WHITE,CHW,FITTING,HORIZONTAL	-	-	-	NO
AZ566	BOILER RM 026,S,BELOW CEILING	BOILERS/TANKS	WHITE,HHW,TANK,HORIZONTAL	40	-	-	NO

[a]Asbestos content presented for layered samples represents the highest concentration layer.

Quadrant Codes
C = Center
N = North
E = East
S = South
W = West
NE = Northeast
NW = Northwest
SE = Southeast
SW = Southwest

System Codes
STM = Steam
CHW = Chilled Water
HHW = Heating Hot Water
DOM = Domestic Water
OTH = Other
UNK = Unknown

Asbestos Types
CH = Chrysotile
AM = Amosite
OT = Other

TABLE 286.1
(continued)

BULK SAMPLE ANALYSIS RESULTS - BUILDING 286, RUSSEL HALL

TYPE OCCUPANCY: ADULTS (GOVERNMENT)

SAMPLE NO.	LOCATION	ITEM	DESCRIPTION	PERCENT ASBESTOS CH	AM	OT	LAYERED[a]
AZ567	BOILER RM 026,S,BELOW CEILING	4-8" PIPE FITTING	WHITE,HHW,FLUE,HORIZONTAL	40	-	-	NO
AZ568	BOILER RM 026,S,BELOW CEILING	9-14" PIPE FITTING	WHITE,CHW,FITTING,HORIZONTAL	-	-	-	NO
AZ569	RM 028C,C,BELOW CEILING	DUPLICATE SAMPLE	GRAY,DOM,PIPE RUN,HORIZONTAL	10	-	-	YES
AZ570	RM 111,S,BELOW CEILING	DUPLICATE SAMPLE	WHITE,OTH,CEIL TILE,HORIZONTAL	-	-	-	NO
AZ571	BOILER RM 026,S,BELOW CEILING	DUPLICATE SAMPLE	WHITE,HHW,TANK,HORIZONTAL	40	-	-	NO

[a]Asbestos content presented for layered samples represents the highest concentration layer.

Quadrant Codes
C = Center
N = North
E = East
S = South
W = West
NE = Northeast
NW = Northwest
SE = Southeast
SW = Southwest

System Codes
STM = Steam
CHW = Chilled Water
HHW = Heating Hot Water
DOM = Domestic Water
OTH = Other
UNK = Unknown

Asbestos Types
CH = Chrysotile
AM = Amosite
OT = Other

TABLE 286.2

ASBESTOS-CONTAINING MATERIALS - BUILDING 286, RUSSEL HALL

TYPE OCCUPANCY: ADULTS (GOVERNMENT)

AREA	PIPE FITTINGS (EA)				PIPE RUNS (LF)				SPRAY/TROWELED CEILINGS (MSF)	FLOOR TILE (MSF)	BOILERS/ TANKS (MSF)	AIR HANDLING EQUIPMENT (MSF)	OTHER
	<4"	4-8"	9-14"	>14"	<4"	4-8"	9-14"	>14"					
BOILER RM 026	1	40	-	-	20	-	-	-	-	-	0.13	-	-
CRAWL SPACE 018A	2	-	-	-	-	-	-	-	-	-	-	-	-
RM 028C	5	3	-	-	46	24	-	-	-	-	-	-	-
RM 104	14	8	-	-	50	18	-	-	-	-	-	-	-
RM 106	8	20	-	-	50	10	-	-	-	-	-	-	-
RM 129	14	-	-	-	66	-	-	-	-	-	-	-	-
RM 226	6	3	-	-	44	22	-	-	-	-	-	-	-
SHAFT 129B	-	-	-	-	24	17	-	-	-	-	-	-	-
SHAFT 226B	2	1	-	-	44	22	-	-	-	-	-	-	-
SHAFT 322	-	-	-	-	24	17	-	-	-	-	-	-	-
STAIR 303	-	2	-	-	-	3	-	-	-	-	-	-	-
TOTALS	52	77	-	-	368	133	-	-	-	-	0.13	-	-

* Other material present in various units of measure. See Table 286.3 for material descriptions.

EA - Each
LF - Linear Feet
MSF - Thousand Square Feet

TABLE 286.3

OTHER ASBESTOS-CONTAINING MATERIAL - BUILDING 286, RUSSEL HALL

TYPE OCCUPANCY: ADULTS (GOVERNMENT)

AREA	MATERIAL TYPE	QUANTITY (UNIT)
NO OTHER ASBESTOS-CONTAINING MATERIAL FOUND IN THIS BUILDING		

EA - Each
LF - Linear Feet
MSF - Thousand Square Feet

F:\3886TAB.TAB

TABLE 286.4

EXPOSURE ASSESSMENTS (PRIORITY ORDER) - BUILDING 286, RUSSEL HALL

TYPE OCCUPANCY: ADULTS (GOVERNMENT)

SAMPLE NO.	AREA	MATERIAL TYPE	PRIOR. INDEX CODE	PRIORITY INDEX NUMBER	EXPOSURE FACTORS 1	2	3	4	5	AVG. EXP. HOURS	% ASB.
AZ566	BOILER RM 026	BOILERS/TANKS	C	2.200E03	3	2	1	2	1	8.00	40
AZ567	BOILER RM 026	4-8" PIPE FITTING	C	2.200E03	3	2	1	2	1	8.00	40
AZ564	RM 106	<4" PIPE FITTING	A	6.600E00	1	2	1	3	1	8.00	40
AZ562	RM 028C	4-8" PIPE FITTING	A	3.240E00	3	1	2	1	1	8.00	40
AZ562	RM 104	4-8" PIPE FITTING	A	3.240E00	3	1	2	1	1	8.00	40
AZ562	RM 106	4-8" PIPE FITTING	A	3.240E00	3	1	2	1	1	8.00	40
AZ562	RM 226	4-8" PIPE FITTING	A	3.240E00	3	1	2	1	1	8.00	40
AZ562	SHAFT 226B	4-8" PIPE FITTING	A	3.240E00	3	1	2	1	1	8.00	40
AZ562	STAIR 303	4-8" PIPE FITTING	A	3.240E00	3	1	2	1	1	8.00	40
AZ564	BOILER RM 026	<4" PIPE FITTING	A	3.240E00	3	1	2	1	1	8.00	40
AZ564	CRAWL SPACE 018A	<4" PIPE FITTING	A	3.240E00	3	1	2	1	1	8.00	40
AZ564	RM 028C	<4" PIPE FITTING	A	3.240E00	3	1	2	1	1	8.00	40
AZ564	RM 104	<4" PIPE FITTING	A	3.240E00	3	1	2	1	1	8.00	40
AZ564	RM 129	<4" PIPE FITTING	A	3.240E00	3	1	2	1	1	8.00	40
AZ564	RM 226	<4" PIPE FITTING	A	3.240E00	3	1	2	1	1	8.00	40
AZ564	SHAFT 226B	<4" PIPE FITTING	A	3.240E00	3	1	2	1	1	8.00	40
AZ561	RM 028C	4-8" PIPE RUN	A	1.160E00	3	1	2	1	1	8.00	30
AZ561	RM 104	4-8" PIPE RUN	A	1.160E00	3	1	2	1	1	8.00	30
AZ561	RM 106	4-8" PIPE RUN	A	1.160E00	3	1	2	1	1	8.00	30
AZ561	RM 226	4-8" PIPE RUN	A	1.160E00	3	1	2	1	1	8.00	30
AZ561	SHAFT 129B	4-8" PIPE RUN	A	1.160E00	3	1	2	1	1	8.00	30
AZ561	SHAFT 226B	4-8" PIPE RUN	A	1.160E00	3	1	2	1	1	8.00	30
AZ561	SHAFT 322	4-8" PIPE RUN	A	1.160E00	3	1	2	1	1	8.00	30
AZ561	STAIR 303	4-8" PIPE RUN	A	1.160E00	3	1	2	1	1	8.00	30
AZ563	BOILER RM 026	<4" PIPE RUN	A	1.160E00	3	1	2	1	1	8.00	15
AZ563	RM 028C	<4" PIPE RUN	A	1.160E00	3	1	2	1	1	8.00	15
AZ563	RM 104	<4" PIPE RUN	A	1.160E00	3	1	2	1	1	8.00	15
AZ563	RM 106	<4" PIPE RUN	A	1.160E00	3	1	2	1	1	8.00	15
AZ563	RM 129	<4" PIPE RUN	A	1.160E00	3	1	2	1	1	8.00	15

Priority Index Codes
A [=] Long Term Corrective Measure
B [=] Review Management Special Considerations/Remarks
C [=] Army Asbestos Deficiency Abatement Project

Priority Index Numbers Are In Scientific Notation

Exposure Factors
1 [=] Material Friability
2 [=] Occupant Accessability
3 [=] Material Condition
4 [=] Level Of Activity
5 [=] Number Of Assigned Occupants

TABLE 286.4
(continued)

EXPOSURE ASSESSMENTS (PRIORITY ORDER) - BUILDING 286, RUSSEL HALL

TYPE OCCUPANCY: ADULTS (GOVERNMENT)

SAMPLE NO.	AREA	MATERIAL TYPE	PRIOR. INDEX CODE	PRIORITY INDEX NUMBER	EXPOSURE FACTORS 1	2	3	4	5	AVG. EXP. HOURS	% ASB.
AZ563	RM 226	<4" PIPE RUN	A	1.160E00	3	1	2	1	1	8.00	15
AZ563	SHAFT 129B	<4" PIPE RUN	A	1.160E00	3	1	2	1	1	8.00	15
AZ563	SHAFT 226B	<4" PIPE RUN	A	1.160E00	3	1	2	1	1	8.00	15
AZ563	SHAFT 322	<4" PIPE RUN	A	1.160E00	3	1	2	1	1	8.00	15
AZ543	MECH RM 4TH FL	ACOUSTICAL WALL TILE	A	0	3	3	1	2	1	5.00	0
AZ544	MECH RM 4TH FL	ACOUSTICAL WALL TILE	A	0	3	3	1	2	1	5.00	0
AZ545	CONF RM 307	PLASTER CEILINGS & WALLS	A	0	1	3	1	3	25	8.00	0
AZ545	CORRIDOR 027	PLASTER CEILINGS & WALLS	A	0	1	3	1	3	50	40.00	0
AZ545	CORRIDOR 027A	PLASTER CEILINGS & WALLS	A	0	1	3	1	3	50	40.00	0
AZ545	CORRIDOR 130A	PLASTER CEILINGS & WALLS	A	0	1	3	1	3	50	40.00	0
AZ545	CORRIDOR 130B	PLASTER CEILINGS & WALLS	A	0	1	3	1	3	50	40.00	0
AZ545	CORRIDOR 229A	PLASTER CEILINGS & WALLS	A	0	1	3	1	3	50	40.00	0
AZ545	CORRIDOR 325A	PLASTER CEILINGS & WALLS	A	0	1	3	1	3	50	40.00	0
AZ545	CORRIDOR 325B & 324	PLASTER CEILINGS & WALLS	A	0	1	3	1	3	50	40.00	0
AZ545	CORRIDOR 325C	PLASTER CEILINGS & WALLS	A	0	1	2	1	3	2	40.00	0
AZ545	CORRIDOR 325D	PLASTER CEILINGS & WALLS	A	0	1	3	1	3	50	40.00	0
AZ545	CORRIDOR 408	PLASTER CEILINGS & WALLS	A	0	1	3	1	3	8	40.00	0
AZ545	JANITOR 105	PLASTER CEILINGS & WALLS	A	0	1	3	1	3	2	8.00	0
AZ545	LOBBY 028	PLASTER CEILINGS & WALLS	A	0	1	3	1	3	50	40.00	0
AZ545	LOBBY 130	PLASTER CEILINGS & WALLS	A	0	1	3	1	3	50	40.00	0
AZ545	LOBBY 228	PLASTER CEILINGS & WALLS	A	0	1	3	1	3	50	40.00	0
AZ545	MEN 304	PLASTER CEILINGS & WALLS	A	0	1	3	1	3	2	8.00	0
AZ545	PROJ RM 305	PLASTER CEILINGS & WALLS	A	0	1	3	1	3	2	8.00	0
AZ545	RM 004	PLASTER CEILINGS & WALLS	A	0	1	3	1	3	2	8.00	0
AZ545	RM 005	PLASTER CEILINGS & WALLS	A	0	1	3	1	3	2	8.00	0
AZ545	RM 006	PLASTER CEILINGS & WALLS	A	0	1	3	1	3	2	8.00	0
AZ545	RM 008	PLASTER CEILINGS & WALLS	A	0	1	3	1	3	2	8.00	0
AZ545	RM 009 & 009A	PLASTER CEILINGS & WALLS	A	0	1	3	1	3	2	8.00	0
AZ545	RM 012	PLASTER CEILINGS & WALLS	A	0	1	3	1	3	2	8.00	0

Priority Index Codes
A [=] Long Term Corrective Measure
B [=] Review Management Special Considerations/Remarks
C [=] Army Asbestos Deficiency Abatement Project

Priority Index Numbers Are In Scientific Notation

Exposure Factors
1 [=] Material Friability
2 [=] Occupant Accessability
3 [=] Material Condition
4 [=] Level Of Activity
5 [=] Number Of Assigned Occupants

TABLE 286.4
(continued)

EXPOSURE ASSESSMENTS (PRIORITY ORDER) - BUILDING 286, RUSSEL HALL

TYPE OCCUPANCY: ADULTS (GOVERNMENT)

SAMPLE NO.	AREA	MATERIAL TYPE	PRIOR. INDEX CODE	PRIORITY INDEX NUMBER	EXPOSURE FACTORS 1	2	3	4	5	AVG. EXP. HOURS	% ASB.
AZ545	RM 012A	PLASTER CEILINGS & WALLS	A	0	1	3	1	3	2	8.00	0
AZ545	RM 013	PLASTER CEILINGS & WALLS	A	0	1	3	1	3	2	8.00	0
AZ545	RM 014	PLASTER CEILINGS & WALLS	A	0	1	3	1	3	2	8.00	0
AZ545	RM 015	PLASTER CEILINGS & WALLS	A	0	1	3	1	3	2	8.00	0
AZ545	RM 017	PLASTER CEILINGS & WALLS	A	0	1	3	1	3	2	8.00	0
AZ545	RM 018	PLASTER CEILINGS & WALLS	A	0	1	3	1	3	2	8.00	0
AZ545	RM 019	PLASTER CEILINGS & WALLS	A	0	1	3	1	3	2	8.00	0
AZ545	RM 019A	PLASTER CEILINGS & WALLS	A	0	1	3	1	3	2	8.00	0
AZ545	RM 020	PLASTER CEILINGS & WALLS	A	0	1	3	1	3	2	8.00	0
AZ545	RM 021 & 021A	PLASTER CEILINGS & WALLS	A	0	1	3	1	3	2	8.00	0
AZ545	RM 022	PLASTER CEILINGS & WALLS	A	0	1	3	1	3	2	8.00	0
AZ545	RM 022A	PLASTER CEILINGS & WALLS	A	0	1	3	1	3	2	8.00	0
AZ545	RM 023	PLASTER CEILINGS & WALLS	A	0	1	3	1	3	2	8.00	0
AZ545	RM 024	PLASTER CEILINGS & WALLS	A	0	1	3	1	3	2	8.00	0
AZ545	RM 024A	PLASTER CEILINGS & WALLS	A	0	1	3	1	3	2	8.00	0
AZ545	RM 025	PLASTER CEILINGS & WALLS	A	0	1	3	1	3	2	8.00	0
AZ545	RM 029A	PLASTER CEILINGS & WALLS	A	0	1	3	1	3	2	8.00	0
AZ545	RM 032	PLASTER CEILINGS & WALLS	A	0	1	3	1	3	2	8.00	0
AZ545	RM 104	PLASTER CEILINGS & WALLS	A	0	1	3	1	3	2	8.00	0
AZ545	RM 106	PLASTER CEILINGS & WALLS	A	0	1	3	1	3	2	8.00	0
AZ545	RM 109	PLASTER CEILINGS & WALLS	A	0	1	3	1	3	2	8.00	0
AZ545	RM 109A	PLASTER CEILINGS & WALLS	A	0	1	3	1	3	2	8.00	0
AZ545	RM 109B	PLASTER CEILINGS & WALLS	A	0	1	3	1	3	2	8.00	0
AZ545	RM 111	PLASTER CEILINGS & WALLS	A	0	1	3	1	3	2	8.00	0
AZ545	RM 112	PLASTER CEILINGS & WALLS	A	0	1	3	1	3	2	8.00	0
AZ545	RM 114	PLASTER CEILINGS & WALLS	A	0	1	3	1	3	2	8.00	0
AZ545	RM 115	PLASTER CEILINGS & WALLS	A	0	1	3	1	3	2	8.00	0
AZ545	RM 115	PLASTER CEILINGS & WALLS	A	0	1	3	1	3	2	8.00	0
AZ545	RM 116	PLASTER CEILINGS & WALLS	A	0	1	3	1	3	2	8.00	0

Priority Index Codes
A [=] Long Term Corrective Measure
B [=] Review Management Special Considerations/Remarks
C [=] Army Asbestos Deficiency Abatement Project

Priority Index Numbers Are In Scientific Notation

Exposure Factors
1 [=] Material Friability
2 [=] Occupant Accessability
3 [=] Material Condition
4 [=] Level Of Activity
5 [=] Number Of Assigned Occupants

TABLE 286.4
(continued)

EXPOSURE ASSESSMENTS (PRIORITY ORDER) - BUILDING 286, RUSSEL HALL

TYPE OCCUPANCY: ADULTS (GOVERNMENT)

SAMPLE NO.	AREA	MATERIAL TYPE	PRIOR. INDEX CODE	PRIORITY INDEX NUMBER	EXPOSURE FACTORS 1	2	3	4	5	AVG. EXP. HOURS	% ASB.
AZ545	RM 118	PLASTER CEILINGS & WALLS	A	0	1	3	1	3	2	8.00	0
AZ545	RM 119	PLASTER CEILINGS & WALLS	A	0	1	3	1	3	2	8.00	0
AZ545	RM 120	PLASTER CEILINGS & WALLS	A	0	1	3	1	3	2	8.00	0
AZ545	RM 121	PLASTER CEILINGS & WALLS	A	0	1	3	1	3	2	8.00	0
AZ545	RM 122	PLASTER CEILINGS & WALLS	A	0	1	3	1	3	2	8.00	0
AZ545	RM 123	PLASTER CEILINGS & WALLS	A	0	1	3	1	3	2	8.00	0
AZ545	RM 123A	PLASTER CEILINGS & WALLS	A	0	1	3	1	3	2	8.00	0
AZ545	RM 124	PLASTER CEILINGS & WALLS	A	0	1	3	1	3	2	8.00	0
AZ545	RM 124A	PLASTER CEILINGS & WALLS	A	0	1	3	1	3	2	8.00	0
AZ545	RM 124B	PLASTER CEILINGS & WALLS	A	0	1	3	1	3	2	8.00	0
AZ545	RM 125	PLASTER CEILINGS & WALLS	A	0	1	3	1	3	2	8.00	0
AZ545	RM 126	PLASTER CEILINGS & WALLS	A	0	1	3	1	3	2	8.00	0
AZ545	RM 127	PLASTER CEILINGS & WALLS	A	0	1	3	1	3	2	8.00	0
AZ545	RM 131	PLASTER CEILINGS & WALLS	A	0	1	3	1	3	2	8.00	0
AZ545	RM 205	PLASTER CEILINGS & WALLS	A	0	1	3	1	3	2	8.00	0
AZ545	RM 206	PLASTER CEILINGS & WALLS	A	0	1	3	1	3	2	8.00	0
AZ545	RM 207	PLASTER CEILINGS & WALLS	A	0	1	3	1	3	2	8.00	0
AZ545	RM 208	PLASTER CEILINGS & WALLS	A	0	1	3	1	3	2	8.00	0
AZ545	RM 209	PLASTER CEILINGS & WALLS	A	0	1	3	1	3	2	8.00	0
AZ545	RM 210	PLASTER CEILINGS & WALLS	A	0	1	3	1	3	2	8.00	0
AZ545	RM 212	PLASTER CEILINGS & WALLS	A	0	1	3	1	3	2	8.00	0
AZ545	RM 213	PLASTER CEILINGS & WALLS	A	0	1	3	1	3	2	8.00	0
AZ545	RM 213A	PLASTER CEILINGS & WALLS	A	0	1	3	1	3	2	8.00	0
AZ545	RM 213B	PLASTER CEILINGS & WALLS	A	0	1	3	1	3	2	8.00	0
AZ545	RM 213C & 213D	PLASTER CEILINGS & WALLS	A	0	1	3	1	3	2	8.00	0
AZ545	RM 214	PLASTER CEILINGS & WALLS	A	0	1	3	1	3	2	8.00	0
AZ545	RM 214A	PLASTER CEILINGS & WALLS	A	0	1	3	1	3	2	8.00	0
AZ545	RM 215	PLASTER CEILINGS & WALLS	A	0	1	3	1	3	2	8.00	0
AZ545	RM 216	PLASTER CEILINGS & WALLS	A	0	1	3	1	3	2	8.00	0

Priority Index Codes
A [=] Long Term Corrective Measure
B [=] Review Management Special Considerations/Remarks
C [=] Army Asbestos Deficiency Abatement Project

Priority Index Numbers Are In Scientific Notation

Exposure Factors
1 [=] Material Friability
2 [=] Occupant Accessability
3 [=] Material Condition
4 [=] Level Of Activity
5 [=] Number Of Assigned Occupants

TABLE 286.4
(continued)

EXPOSURE ASSESSMENTS (PRIORITY ORDER) - BUILDING 286, RUSSEL HALL

TYPE OCCUPANCY: ADULTS (GOVERNMENT)

SAMPLE NO.	AREA	MATERIAL TYPE	PRIOR. INDEX CODE	PRIORITY INDEX NUMBER	EXPOSURE FACTORS 1	2	3	4	5	AVG. EXP. HOURS	% ASB.
AZ545	RM 217	PLASTER CEILINGS & WALLS	A	0	1	3	1	3	2	8.00	0
AZ545	RM 218	PLASTER CEILINGS & WALLS	A	0	1	3	1	3	2	8.00	0
AZ545	RM 219	PLASTER CEILINGS & WALLS	A	0	1	3	1	3	2	8.00	0
AZ545	RM 220	PLASTER CEILINGS & WALLS	A	0	1	3	1	3	2	8.00	0
AZ545	RM 221	PLASTER CEILINGS & WALLS	A	0	1	3	1	3	2	8.00	0
AZ545	RM 222	PLASTER CEILINGS & WALLS	A	0	1	3	1	3	2	8.00	0
AZ545	RM 223	PLASTER CEILINGS & WALLS	A	0	1	3	1	3	2	8.00	0
AZ545	RM 227	PLASTER CEILINGS & WALLS	A	0	1	3	1	3	2	8.00	0
AZ545	RM 306	PLASTER CEILINGS & WALLS	A	0	1	3	1	3	2	8.00	0
AZ545	RM 308	PLASTER CEILINGS & WALLS	A	0	1	3	1	3	2	8.00	0
AZ545	RM 309	PLASTER CEILINGS & WALLS	A	0	1	3	1	3	2	8.00	0
AZ545	RM 310	PLASTER CEILINGS & WALLS	A	0	1	3	1	3	2	8.00	0
AZ545	RM 311	PLASTER CEILINGS & WALLS	A	0	1	3	1	3	2	8.00	0
AZ545	RM 313	PLASTER CEILINGS & WALLS	A	0	1	3	1	3	2	8.00	0
AZ545	RM 314	PLASTER CEILINGS & WALLS	A	0	1	3	1	3	2	8.00	0
AZ545	RM 315	PLASTER CEILINGS & WALLS	A	0	1	3	1	3	2	8.00	0
AZ545	RM 316	PLASTER CEILINGS & WALLS	A	0	1	3	1	3	2	8.00	0
AZ545	RM 317	PLASTER CEILINGS & WALLS	A	0	1	3	1	3	2	8.00	0
AZ545	RM 318	PLASTER CEILINGS & WALLS	A	0	1	3	1	3	2	8.00	0
AZ545	RM 320	PLASTER CEILINGS & WALLS	A	0	1	3	1	3	2	8.00	0
AZ545	RM 323	PLASTER CEILINGS & WALLS	A	0	1	3	1	3	2	8.00	0
AZ545	VAULT 010	PLASTER CEILINGS & WALLS	A	0	1	3	1	3	25	8.00	0
AZ545	VESTIBULE 104A	PLASTER CEILINGS & WALLS	A	0	1	3	1	3	50	40.00	0
AZ545	VESTIBULE 129A	PLASTER CEILINGS & WALLS	A	0	1	3	1	3	50	40.00	0
AZ545	VESTIBULE 226A	PLASTER CEILINGS & WALLS	A	0	1	3	1	3	50	40.00	0
AZ545	VESTIBULE 304A	PLASTER CEILINGS & WALLS	A	0	1	3	1	3	50	40.00	0
AZ545	VESTIBULE 304B	PLASTER CEILINGS & WALLS	A	0	1	3	1	3	50	40.00	0
AZ548	ADMIN AREA 409	CEILING TILE	A	0	3	2	1	3	8	40.00	0
AZ548	CONF RM 307	CEILING TILE	A	0	3	2	1	3	50	40.00	0

Priority Index Codes
A [=] Long Term Corrective Measure
B [=] Review Management Special Considerations/Remarks
C [=] Army Asbestos Deficiency Abatement Project

Priority Index Numbers Are In Scientific Notation

Exposure Factors
1 [=] Material Friability
2 [=] Occupant Accessability
3 [=] Material Condition
4 [=] Level Of Activity
5 [=] Number Of Assigned Occupants

TABLE 286.4
(continued)

EXPOSURE ASSESSMENTS (PRIORITY ORDER) - BUILDING 286, RUSSEL HALL

TYPE OCCUPANCY: ADULTS (GOVERNMENT)

SAMPLE NO.	AREA	MATERIAL TYPE	PRIOR. INDEX CODE	PRIORITY INDEX NUMBER	EXPOSURE FACTORS 1	2	3	4	5	AVG. EXP. HOURS	% ASB.
AZ548	CORRIDOR 027	CEILING TILE	A	0	3	2	1	3	50	40.00	0
AZ548	CORRIDOR 027A	CEILING TILE	A	0	3	2	1	3	50	40.00	0
AZ548	CORRIDOR 130A	CEILING TILE	A	0	3	2	1	3	50	40.00	0
AZ548	CORRIDOR 130B	CEILING TILE	A	0	3	2	1	3	50	40.00	0
AZ548	CORRIDOR 229	CEILING TILE	A	0	3	2	1	3	50	40.00	0
AZ548	CORRIDOR 229A	CEILING TILE	A	0	3	2	1	3	50	40.00	0
AZ548	CORRIDOR 325B & 324	CEILING TILE	A	0	3	2	1	3	50	40.00	0
AZ548	CORRIDOR 325C	CEILING TILE	A	0	3	2	1	3	50	40.00	0
AZ548	CORRIDOR 325D	CEILING TILE	A	0	3	2	1	3	50	40.00	0
AZ548	LOBBY 028	CEILING TILE	A	0	3	2	1	3	50	40.00	0
AZ548	LOBBY 228	CEILING TILE	A	0	3	2	1	3	50	40.00	0
AZ548	MEN 304	CEILING TILE	A	0	1	2	1	3	2	40.00	0
AZ548	PROJ RM 305	CEILING TILE	A	0	1	2	1	3	2	40.00	0
AZ548	RM 004	CEILING TILE	A	0	1	2	1	3	2	40.00	0
AZ548	RM 005	CEILING TILE	A	0	1	2	1	3	2	40.00	0
AZ548	RM 006	CEILING TILE	A	0	1	2	1	3	2	40.00	0
AZ548	RM 008	CEILING TILE	A	0	1	2	1	3	2	40.00	0
AZ548	RM 012	CEILING TILE	A	0	1	2	1	3	2	40.00	0
AZ548	RM 012A	CEILING TILE	A	0	1	2	1	3	2	40.00	0
AZ548	RM 013	CEILING TILE	A	0	1	2	1	3	2	40.00	0
AZ548	RM 014	CEILING TILE	A	0	1	2	1	3	2	40.00	0
AZ548	RM 015	CEILING TILE	A	0	1	2	1	3	2	40.00	0
AZ548	RM 017	CEILING TILE	A	0	1	2	1	3	2	40.00	0
AZ548	RM 018	CEILING TILE	A	0	1	2	1	3	2	40.00	0
AZ548	RM 019	CEILING TILE	A	0	1	2	1	3	2	40.00	0
AZ548	RM 019A	CEILING TILE	A	0	1	2	1	3	2	40.00	0
AZ548	RM 020	CEILING TILE	A	0	1	2	1	3	2	40.00	0
AZ548	RM 021 & 021A	CEILING TILE	A	0	1	2	1	3	2	40.00	0
AZ548	RM 022	CEILING TILE	A	0	1	2	1	3	2	40.00	0

Priority Index Codes
A [=] Long Term Corrective Measure
B [=] Review Management Special Considerations/Remarks
C [=] Army Asbestos Deficiency Abatement Project

Priority Index Numbers Are In Scientific Notation

Exposure Factors
1 [=] Material Friability
2 [=] Occupant Accessability
3 [=] Material Condition
4 [=] Level Of Activity
5 [=] Number Of Assigned Occupants

TABLE 286.4
(continued)

EXPOSURE ASSESSMENTS (PRIORITY ORDER) - BUILDING 286, RUSSEL HALL

TYPE OCCUPANCY: ADULTS (GOVERNMENT)

SAMPLE NO.	AREA	MATERIAL TYPE	PRIOR. INDEX CODE	PRIORITY INDEX NUMBER	EXPOSURE FACTORS 1	2	3	4	5	AVG. EXP. HOURS	% ASB.
AZ548	RM 023	CEILING TILE	A	0	1	2	1	3	2	40.00	0
AZ548	RM 024	CEILING TILE	A	0	1	2	1	3	2	40.00	0
AZ548	RM 024A	CEILING TILE	A	0	1	2	1	3	2	40.00	0
AZ548	RM 025	CEILING TILE	A	0	1	2	1	3	2	40.00	0
AZ548	RM 029A	CEILING TILE	A	0	1	2	1	3	2	40.00	0
AZ548	RM 032	CEILING TILE	A	0	1	2	1	3	2	40.00	0
AZ548	RM 104	CEILING TILE	A	0	1	2	1	3	2	40.00	0
AZ548	RM 106	CEILING TILE	A	0	1	2	1	3	2	40.00	0
AZ548	RM 109	CEILING TILE	A	0	1	2	1	3	2	40.00	0
AZ548	RM 109A	CEILING TILE	A	0	1	2	1	3	2	40.00	0
AZ548	RM 109B	CEILING TILE	A	0	1	2	1	3	2	40.00	0
AZ548	RM 112	CEILING TILE	A	0	1	2	1	3	2	40.00	0
AZ548	RM 114	CEILING TILE	A	0	1	2	1	3	2	40.00	0
AZ548	RM 115	CEILING TILE	A	0	1	2	1	3	2	40.00	0
AZ548	RM 115	CEILING TILE	A	0	1	2	1	3	2	40.00	0
AZ548	RM 116	CEILING TILE	A	0	1	2	1	3	2	40.00	0
AZ548	RM 118	CEILING TILE	A	0	1	2	1	3	2	40.00	0
AZ548	RM 119	CEILING TILE	A	0	1	2	1	3	2	40.00	0
AZ548	RM 120	CEILING TILE	A	0	1	2	1	3	2	40.00	0
AZ548	RM 121	CEILING TILE	A	0	1	2	1	3	2	40.00	0
AZ548	RM 122	CEILING TILE	A	0	1	2	1	3	2	40.00	0
AZ548	RM 123	CEILING TILE	A	0	1	2	1	3	2	40.00	0
AZ548	RM 123A	CEILING TILE	A	0	1	2	1	3	2	40.00	0
AZ548	RM 124	CEILING TILE	A	0	1	2	1	3	2	40.00	0
AZ548	RM 124A	CEILING TILE	A	0	1	2	1	3	2	40.00	0
AZ548	RM 124B	CEILING TILE	A	0	1	2	1	3	2	40.00	0
AZ548	RM 125	CEILING TILE	A	0	1	2	1	3	2	40.00	0
AZ548	RM 126	CEILING TILE	A	0	1	2	1	3	2	40.00	0
AZ548	RM 127	CEILING TILE	A	0	1	2	1	3	2	40.00	0

Priority Index Codes
A [=] Long Term Corrective Measure
B [=] Review Management Special Considerations/Remarks
C [=] Army Asbestos Deficiency Abatement Project

Priority Index Numbers Are In Scientific Notation

Exposure Factors
1 [=] Material Friability
2 [=] Occupant Accessability
3 [=] Material Condition
4 [=] Level Of Activity
5 [=] Number Of Assigned Occupants

TABLE 286.4
(continued)

EXPOSURE ASSESSMENTS (PRIORITY ORDER) - BUILDING 286, RUSSEL HALL

TYPE OCCUPANCY: ADULTS (GOVERNMENT)

SAMPLE NO.	AREA	MATERIAL TYPE	PRIOR. INDEX CODE	PRIORITY INDEX NUMBER	EXPOSURE FACTORS 1	2	3	4	5	AVG. EXP. HOURS	% ASB.
AZ548	RM 131	CEILING TILE	A	0	1	2	1	3	2	40.00	0
AZ548	RM 204	CEILING TILE	A	0	1	2	1	3	2	40.00	0
AZ548	RM 205	CEILING TILE	A	0	1	2	1	3	2	40.00	0
AZ548	RM 206	CEILING TILE	A	0	1	2	1	3	2	40.00	0
AZ548	RM 207	CEILING TILE	A	0	1	2	1	3	2	40.00	0
AZ548	RM 208	CEILING TILE	A	0	1	2	1	3	2	40.00	0
AZ548	RM 209	CEILING TILE	A	0	1	2	1	3	2	40.00	0
AZ548	RM 210	CEILING TILE	A	0	1	2	1	3	2	40.00	0
AZ548	RM 212	CEILING TILE	A	0	1	2	1	3	2	40.00	0
AZ548	RM 213	CEILING TILE	A	0	1	2	1	3	2	40.00	0
AZ548	RM 213A	CEILING TILE	A	0	1	2	1	3	2	40.00	0
AZ548	RM 213B	CEILING TILE	A	0	1	2	1	3	2	40.00	0
AZ548	RM 213C & 213D	CEILING TILE	A	0	1	2	1	3	2	40.00	0
AZ548	RM 214A	CEILING TILE	A	0	1	2	1	3	2	40.00	0
AZ548	RM 215	CEILING TILE	A	0	1	2	1	3	2	40.00	0
AZ548	RM 216	CEILING TILE	A	0	1	2	1	3	2	40.00	0
AZ548	RM 217	CEILING TILE	A	0	1	2	1	3	2	40.00	0
AZ548	RM 218	CEILING TILE	A	0	1	2	1	3	2	40.00	0
AZ548	RM 219	CEILING TILE	A	0	1	2	1	3	2	40.00	0
AZ548	RM 220	CEILING TILE	A	0	1	2	1	3	2	40.00	0
AZ548	RM 221	CEILING TILE	A	0	1	2	1	3	2	40.00	0
AZ548	RM 222	CEILING TILE	A	0	1	2	1	3	2	40.00	0
AZ548	RM 223	CEILING TILE	A	0	1	2	1	3	2	40.00	0
AZ548	RM 224	CEILING TILE	A	0	1	2	1	3	2	40.00	0
AZ548	RM 226	CEILING TILE	A	0	1	2	1	3	2	40.00	0
AZ548	RM 227	CEILING TILE	A	0	1	2	1	3	2	40.00	0
AZ548	RM 306	CEILING TILE	A	0	1	2	1	3	2	40.00	0
AZ548	RM 308	CEILING TILE	A	0	1	2	1	3	2	40.00	0
AZ548	RM 309	CEILING TILE	A	0	1	2	1	3	2	40.00	0

Priority Index Codes
A [=] Long Term Corrective Measure
B [=] Review Management Special Considerations/Remarks
C [=] Army Asbestos Deficiency Abatement Project

Priority Index Numbers Are In Scientific Notation

Exposure Factors
1 [=] Material Friability
2 [=] Occupant Accessability
3 [=] Material Condition
4 [=] Level Of Activity
5 [=] Number Of Assigned Occupants

TABLE 286.4
(continued)

EXPOSURE ASSESSMENTS (PRIORITY ORDER) - BUILDING 286, RUSSEL HALL

TYPE OCCUPANCY: ADULTS (GOVERNMENT)

SAMPLE NO.	AREA	MATERIAL TYPE	PRIOR. INDEX CODE	PRIORITY INDEX NUMBER	EXPOSURE FACTORS 1	2	3	4	5	AVG. EXP. HOURS	% ASB.
AZ548	RM 310	CEILING TILE	A	0	1	2	1	3	2	40.00	0
AZ548	RM 311	CEILING TILE	A	0	1	2	1	3	2	40.00	0
AZ548	RM 313	CEILING TILE	A	0	1	2	1	3	2	40.00	0
AZ548	RM 314	CEILING TILE	A	0	1	2	1	3	2	40.00	0
AZ548	RM 315	CEILING TILE	A	0	1	2	1	3	2	40.00	0
AZ548	RM 316	CEILING TILE	A	0	1	2	1	3	2	40.00	0
AZ548	RM 317	CEILING TILE	A	0	1	2	1	3	2	40.00	0
AZ548	RM 318	CEILING TILE	A	0	1	2	1	3	2	40.00	0
AZ548	RM 320	CEILING TILE	A	0	1	2	1	3	2	40.00	0
AZ548	RM 320 A	CEILING TILE	A	0	1	2	1	3	2	40.00	0
AZ548	RM 323	CEILING TILE	A	0	1	2	1	3	2	40.00	0
AZ548	VAULT 010	CEILING TILE	A	0	1	2	1	3	1	8.00	0
AZ548	VESTIBULE 104A	CEILING TILE	A	0	3	2	1	3	50	40.00	0
AZ548	VESTIBULE 129A	CEILING TILE	A	0	3	2	1	3	50	40.00	0
AZ548	VESTIBULE 226A	CEILING TILE	A	0	3	2	1	3	50	40.00	0
AZ548	VESTIBULE 304A	CEILING TILE	A	0	3	2	1	3	50	40.00	0
AZ548	VESTIBULE 304B	CEILING TILE	A	0	3	2	1	3	50	40.00	0
AZ549	ADMIN AREA 409	CEILING TILE	A	0	3	1	2	1	8	40.00	0
AZ549	RM 109	CEILING TILE	A	0	3	1	2	1	8	40.00	0
AZ549	RM 109A	CEILING TILE	A	0	3	1	2	1	8	40.00	0
AZ549	RM 109B	CEILING TILE	A	0	3	1	2	1	8	40.00	0
AZ549	RM 131	CEILING TILE	A	0	3	1	2	1	8	40.00	0
AZ549	VESTIBULE 129A	CEILING TILE	A	0	3	1	2	1	8	40.00	0
AZ550	ROOF AREA SOUTH	SPRAYED/TROWELED MATERIAL	A	0	1	3	1	1	1	1.00	0
AZ552	CORRIDOR 325A	PLASTER CEILINGS & WALLS	A	0	1	3	1	3	35	40.00	0
AZ553	CORRIDOR 325A	CEILING TILE	A	0	3	2	1	3	35	40.00	0
AZ554	CORRIDOR SOUTH	SPRAYED/TROWELED MATERIAL	A	0	3	2	2	3	35	40.00	0
AZ554	NORTH WING 3RD FL	SPRAYED/TROWELED MATERIAL	A	0	3	1	1	1	35	40.00	0
AZ554	SOUTH WING 3RD FL	SPRAYED/TROWELED MATERIAL	A	0	3	1	1	1	35	40.00	0

Priority Index Codes
A [=] Long Term Corrective Measure
B [=] Review Management Special Considerations/Remarks
C [=] Army Asbestos Deficiency Abatement Project

Priority Index Numbers Are In Scientific Notation

Exposure Factors
1 [=] Material Friability
2 [=] Occupant Accessability
3 [=] Material Condition
4 [=] Level Of Activity
5 [=] Number Of Assigned Occupants

TABLE 286.4
(continued)

EXPOSURE ASSESSMENTS (PRIORITY ORDER) - BUILDING 286, RUSSEL HALL

TYPE OCCUPANCY: ADULTS (GOVERNMENT)

SAMPLE NO.	AREA	MATERIAL TYPE	PRIOR. INDEX CODE	PRIORITY INDEX NUMBER	EXPOSURE FACTORS 1	2	3	4	5	AVG. EXP. HOURS	% ASB.
AZ556	TOILET 213E	CEILING TILE	A	0	3	2	1	3	12	8.00	0
AZ557	CORRIDOR 130A	SPRAYED/TROWELED MATERIAL	A	0	2	1	2	2	1	40.00	0
AZ557	CORRIDOR 130B	SPRAYED/TROWELED MATERIAL	A	0	2	1	2	2	1	40.00	0
AZ557	RM 106	SPRAYED/TROWELED MATERIAL	A	0	2	1	2	2	1	40.00	0
AZ557	RM 111	SPRAYED/TROWELED MATERIAL	A	0	2	1	2	2	1	40.00	0
AZ557	RM 112	SPRAYED/TROWELED MATERIAL	A	0	2	1	2	2	1	40.00	0
AZ557	RM 114	SPRAYED/TROWELED MATERIAL	A	0	2	1	2	2	1	40.00	0
AZ557	RM 115	SPRAYED/TROWELED MATERIAL	A	0	2	1	2	2	1	40.00	0
AZ557	RM 115	SPRAYED/TROWELED MATERIAL	A	0	2	1	2	2	1	40.00	0
AZ557	RM 118	SPRAYED/TROWELED MATERIAL	A	0	2	1	2	2	1	40.00	0
AZ557	RM 119	SPRAYED/TROWELED MATERIAL	A	0	3	1	2	1	8	40.00	0
AZ557	RM 120	SPRAYED/TROWELED MATERIAL	A	0	3	1	2	1	8	40.00	0
AZ557	RM 121	SPRAYED/TROWELED MATERIAL	A	0	3	1	2	1	8	40.00	0
AZ557	RM 122	SPRAYED/TROWELED MATERIAL	A	0	3	1	2	1	8	40.00	0
AZ557	RM 123	SPRAYED/TROWELED MATERIAL	A	0	3	1	2	1	8	40.00	0
AZ557	RM 123A	SPRAYED/TROWELED MATERIAL	A	0	2	1	2	2	1	40.00	0
AZ557	RM 124	SPRAYED/TROWELED MATERIAL	A	0	2	1	2	2	1	40.00	0
AZ557	RM 124A	SPRAYED/TROWELED MATERIAL	A	0	2	1	2	2	1	40.00	0
AZ557	RM 124B	SPRAYED/TROWELED MATERIAL	A	0	2	1	2	2	1	40.00	0
AZ557	RM 125	SPRAYED/TROWELED MATERIAL	A	0	2	1	2	2	1	40.00	0
AZ557	RM 126	SPRAYED/TROWELED MATERIAL	A	0	2	1	2	2	1	40.00	0
AZ557	RM 127	SPRAYED/TROWELED MATERIAL	A	0	2	1	2	2	1	40.00	0
AZ558	RM 111	CEILING TILE	A	0	3	2	1	3	35	40.00	0
AZ559	CORRIDOR 130B	PLASTER CEILINGS & WALLS	A	0	1	3	1	3	35	40.00	0
AZ565	CRAWL SPACE 018A	4-8" PIPE FITTING	A	0	3	1	2	1	1	8.00	0
AZ568	BOILER RM 026	9-14" PIPE FITTING	A	0	3	2	1	2	1	8.00	0

Priority Index Codes
A [=] Long Term Corrective Measure
B [=] Review Management Special Considerations/Remarks
C [=] Army Asbestos Deficiency Abatement Project

Priority Index Numbers Are In Scientific Notation

Exposure Factors
1 [=] Material Friability
2 [=] Occupant Accessability
3 [=] Material Condition
4 [=] Level Of Activity
5 [=] Number Of Assigned Occupants

TABLE 286.5

COST ESTIMATE* - BUILDING 286, RUSSEL HALL

TYPE OCCUPANCY: ADULTS (GOVERNMENT)

DESCRIPTION	UNIT COST ($)	AREA 1	AREA 2	AREA 3	AREA 4	AREA 5	AREA 6	AREA 7	AREA 8	AREA 9	AREA 10	AREA 11
Pipe Fittings (EA)												
<4"	70.30	**	0.1	0.4	1.0	0.6	1.0	0.4	-	0.1	-	-
4-8"	85.80	3.4	-	0.3	0.7	1.7	-	0.3	-	**	-	0.2
9-14"	147.00	-	-	-	-	-	-	-	-	-	-	-
>14"	216.00	-	-	-	-	-	-	-	-	-	-	-
Pipe Runs (LF)												
<4"	26.50	0.5	-	1.2	1.3	1.3	1.7	1.2	0.6	1.2	0.6	-
4-8"	30.50	-	-	0.7	0.5	0.3	-	0.7	0.5	0.7	0.5	**
9-14"	42.50	-	-	-	-	-	-	-	-	-	-	-
>14"	60.80	-	-	-	-	-	-	-	-	-	-	-
Sprayed/Troweled Ceilings (SF)	9.60	-	-	-	-	-	-	-	-	-	-	-
Floor Tile (SF)	5.60	-	-	-	-	-	-	-	-	-	-	-
Boilers/Tanks (SF)	37.90	4.9	-	-	-	-	-	-	-	-	-	-
Air Handling Equipment (SF)	20.00	-	-	-	-	-	-	-	-	-	-	-
Other		-	-	-	-	-	-	-	-	-	-	-
SUBTOTAL		9.0	0.1	2.6	3.5	3.9	2.7	2.5	1.2	2.1	1.2	0.3
Difficulty Allowance		0.3	0.4	6.4	3.5	3.9	2.7	1.3	1.7	5.2	1.7	0.7
SUBTOTAL		9.3	0.6	9.0	7.1	7.8	5.5	3.8	2.9	7.2	2.9	0.9
Decontamination Units		0.3	0.3	0.3	0.3	0.3	0.3	0.3	0.3	0.3	0.3	0.3
Mobilization		0.4	0.4	0.4	0.4	0.4	0.4	0.4	0.4	0.4	0.4	0.4
SUBTOTAL		9.9	1.2	9.6	7.8	8.5	6.1	4.4	3.6	7.9	3.6	1.6
Contingency @ 15.00%		1.5	0.2	1.4	1.2	1.3	0.9	0.7	0.5	1.2	0.5	0.2
SUBTOTAL		11.4	1.4	11.1	8.9	9.8	7.1	5.1	4.1	9.1	4.1	1.8
Design Fee @ 6.00%		0.7	**	0.7	0.5	0.6	0.4	0.3	0.2	0.5	0.2	0.1
SUBTOTAL		12.1	1.5	11.7	9.5	10.3	7.5	5.4	4.3	9.6	4.3	1.9
Air Monitoring		0.7	0.7	0.7	0.7	0.7	0.7	0.7	0.7	0.7	0.7	0.7
TOTAL		12.8	2.2	12.5	10.2	11.1	8.2	6.1	5.1	10.3	5.1	2.7

*Amounts Are In Thousands Of Dollars

**Less Than $100 For The Area; Amount Not Printed But Included In Total(s)

AREA 1: BOILER RM 026
AREA 2: CRAWL SPACE 018A
AREA 3: RM 028C
AREA 4: RM 104
AREA 5: RM 106
AREA 6: RM 129
AREA 7: RM 226
AREA 8: SHAFT 129B
AREA 9: SHAFT 226B
AREA 10: SHAFT 322
AREA 11: STAIR 303

TABLE 286.5
(continued)

COST ESTIMATE* - BUILDING 286, RUSSEL HALL

TYPE OCCUPANCY: ADULTS (GOVERNMENT)

DESCRIPTION	UNIT COST ($)	TOTAL
Pipe Fittings (EA)		
<4"	70.30	3.7
4-8"	85.80	6.6
9-14"	147.00	-
>14"	216.00	-
Pipe Runs (LF)		
<4"	26.50	9.8
4-8"	30.50	4.1
9-14"	42.50	-
>14"	60.80	-
Sprayed/Troweled Ceilings (SF)	9.60	-
Floor Tile (SF)	5.60	-
Boilers/Tanks (SF)	37.90	4.9
Air Handling Equipment (SF)	20.00	-
Other		-
SUBTOTAL		29.0
Difficulty Allowance		27.8
SUBTOTAL		56.8
Decontamination Units		3.2
Mobilization		4.2
SUBTOTAL		64.2
Contingency @ 15.00%		9.6
SUBTOTAL		73.9
Design Fee @ 6.00%		4.4
SUBTOTAL		78.3
Air Monitoring		7.8
TOTAL		86.1

*Amounts Are In Thousands Of Dollars

**Less Than $100 For The Area; Amount Not Printed But Included In Total(s)

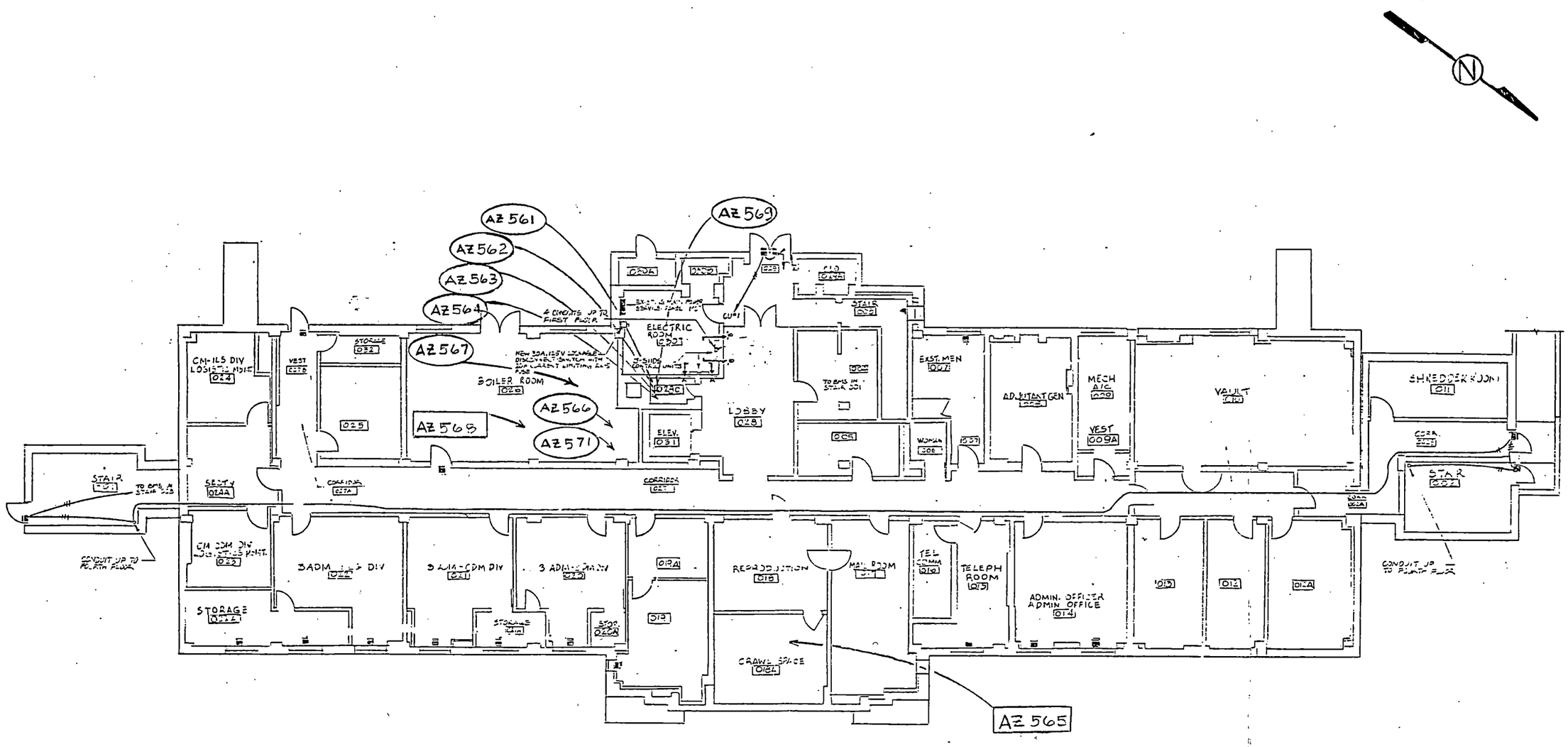

BLDG. 286 - BASEMENT FLOOR PLAN

LEGEND

FHnnn POSITIVE SAMPLE

FHnnn NEGATIVE SAMPLE

WESTON
MANAGERS DESIGNERS/CONSULTANTS

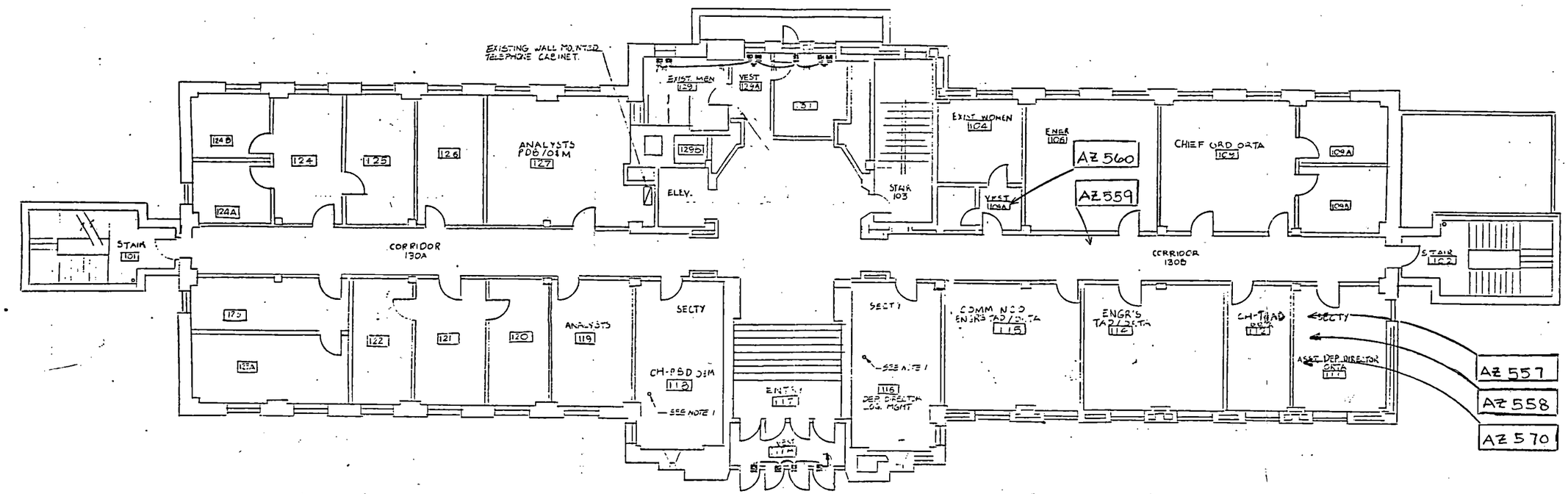

BLDG. 286 - FIRST FLOOR PLAN

LEGEND

FHnnn POSITIVE SAMPLE

FHnnn NEGATIVE SAMPLE

WESTON
MANAGERS DESIGNERS/CONSULTANTS

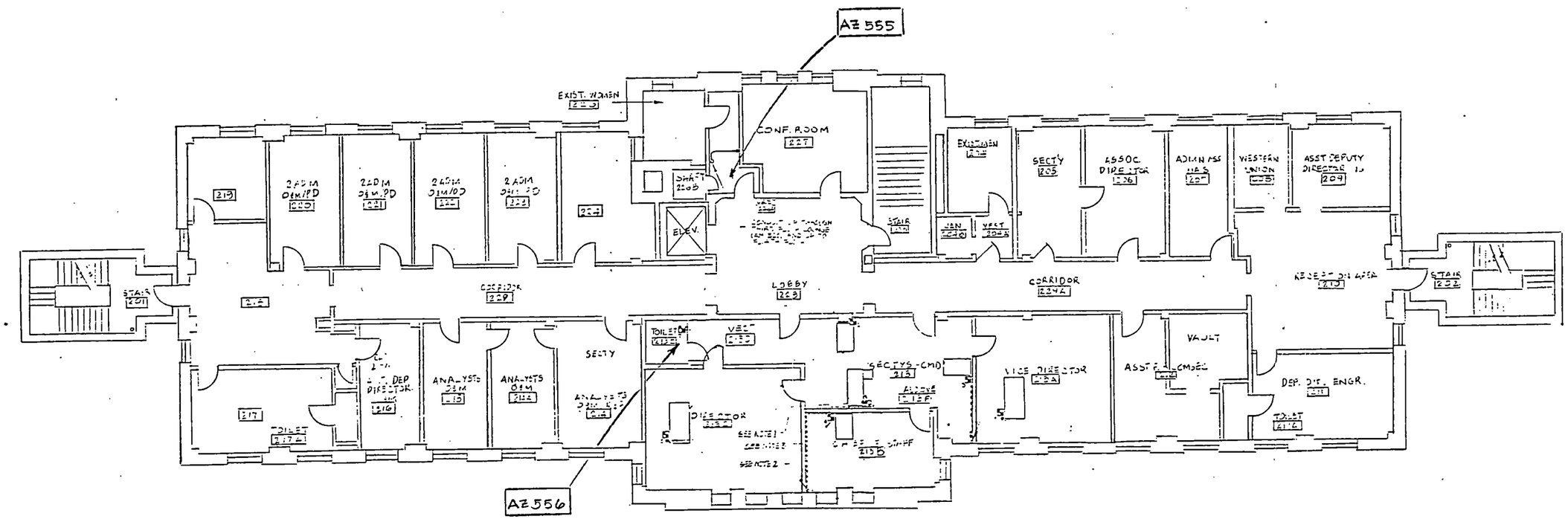

BLDG. 286 - SECOND FLOOR PLAN

LEGEND

(FHnnn) POSITIVE SAMPLE

[FHnnn] NEGATIVE SAMPLE

WESTON
MANAGERS DESIGNERS/CONSULTANTS

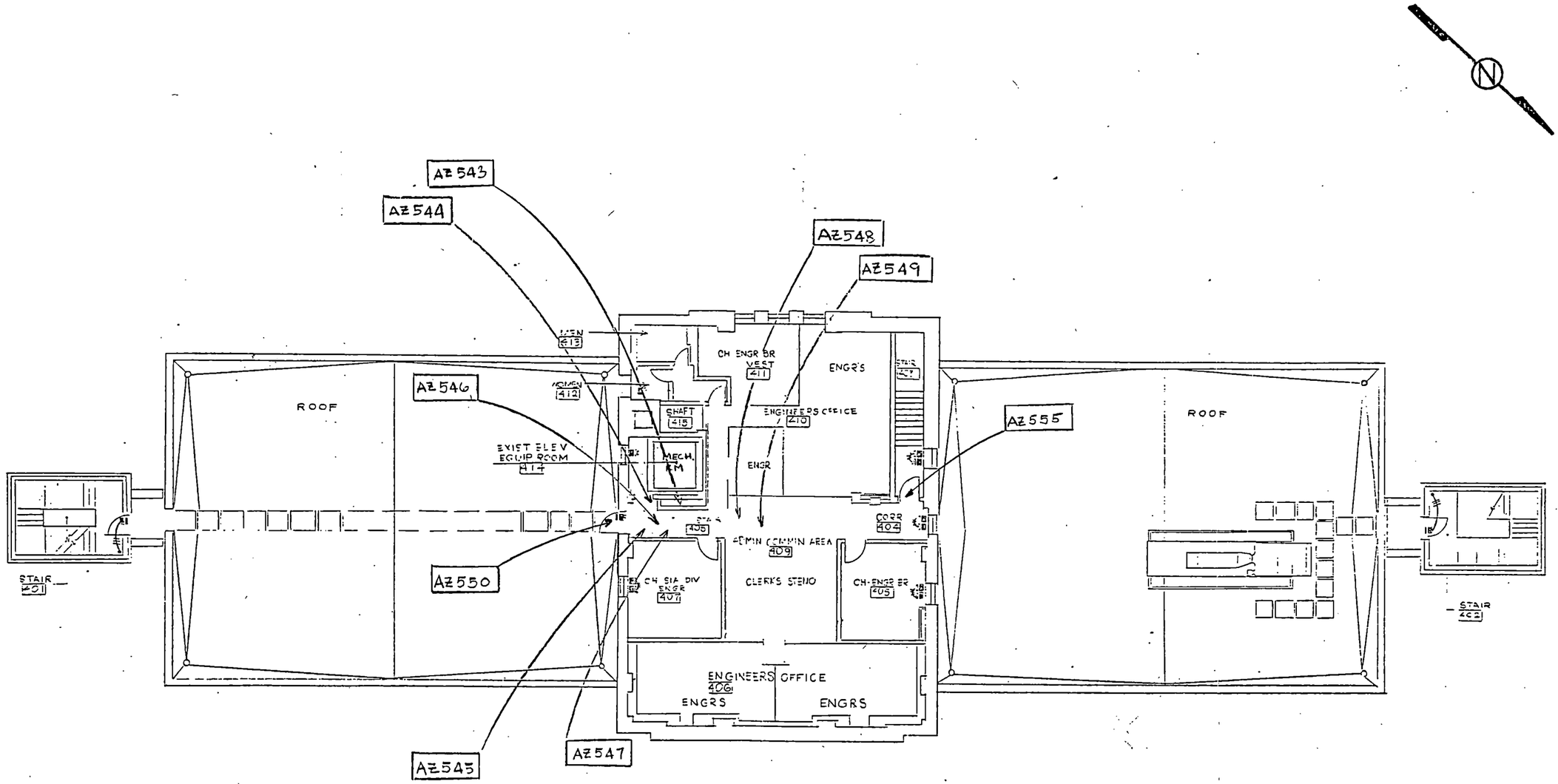

BLDG. 286 - FOURTH FLOOR PLAN

LEGEND

(FHnnn) POSITIVE SAMPLE

[FHnnn] NEGATIVE SAMPLE

WESTON
MANAGERS DESIGNERS/CONSULTANTS

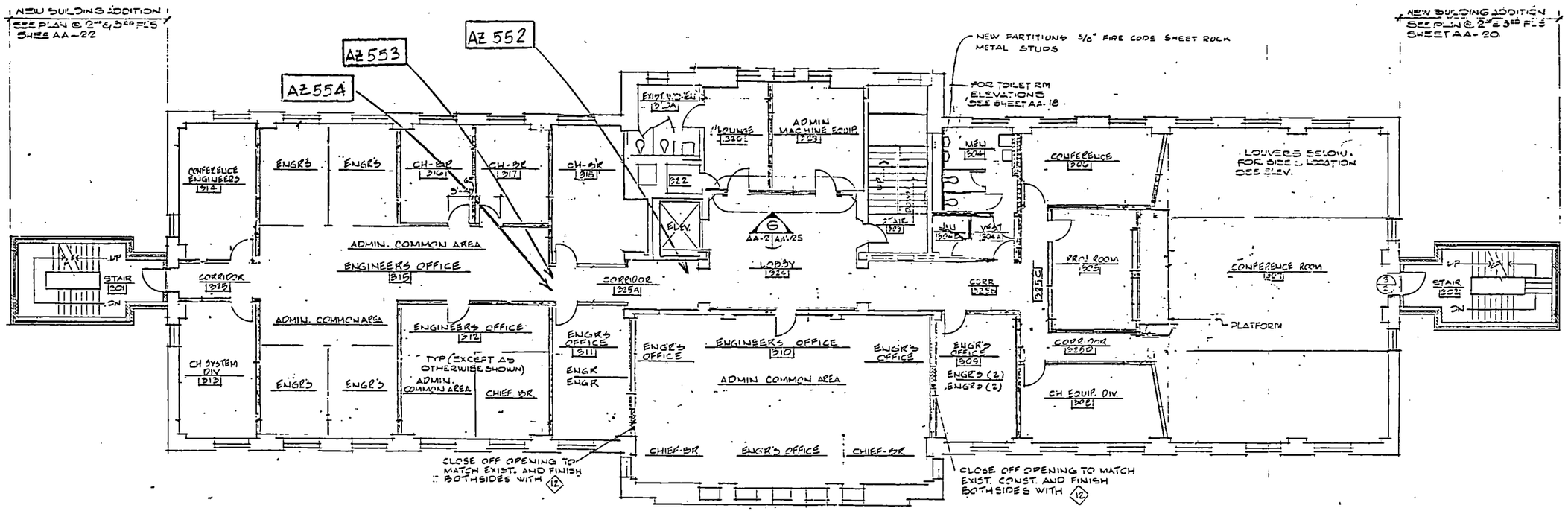

BLDG. 286 - THIRD FLOOR PLAN

LEGEND

FHnnn POSITIVE SAMPLE

FHnnn NEGATIVE SAMPLE

WESTON
MANAGERS DESIGNERS/CONSULTANTS

BUILDING 292

PRODUCT ASSURANCE TESTING

292
PRODUCT ASSURANCE & TESTING

292.1 GENERAL

Building 292 was surveyed by WESTON technicians on 13 November through 17 November 1989.

The first three portions of this facility report summarize the results of this inspection. Photographs of some sample locations are provided in Section 292.4.

Polarized Light Microscopy (PLM) with dispersion staining was used to analyze 112 samples of suspect material collected from the building. Of these samples, 68 were found to be asbestos-containing materials (ACM). Table 292.1 lists the analytical results for the bulk samples.

292.2 ACM AND EXPOSURE ASSESSMENT

The location, description, and analytical results for each bulk sample from Building 292 are presented in Table 292.1. An area-by-area inventory of ACM is provided in Table 292.2 and 292.3. A prioritized listing of exposure assessments is presented in Table 292.4. An itemized area-by-area cost estimate for removal and replacement is provided in Table 292.5. The method by which removal/replacement costs are calculated is described in the ISSUES COMMON TO ALL BUILDINGS Section of this report. Building floor plans (see attachment) indicate sample locations and building area names as they are listed in Tables 292.2 and 292.5.

292.3 RECOMMENDATIONS/CONCLUSIONS

WESTON recommends:

- Room 104 (Air Handling Equipment Room) and Boiler Room qualify for an Army Asbestos Deficiency Abatement Project.
- Stop activities with supplies and boxes which contact the piping in warehouse areas.
- Clean all debris from Room 104 by using High Efficiency Particulate Absolute (HEPA) equipped filtered vacuum and wet wipe techniques.
- Place warning signs on ACM in Room 104.

- Work above the ceilings of the first and second floor corridors and lobbies, and Room 101B must be performed in personal protection adequate for airborne asbestos fibers.

- Proper building protection and environmental controls must be in place before performing the items described above.

TABLE 292.1

BULK SAMPLE ANALYSIS RESULTS - BUILDING 0292, MIL INTELLIGENCE

TYPE OCCUPANCY: ADULTS (GOVERNMENT)

SAMPLE NO.	LOCATION	ITEM	DESCRIPTION	PERCENT ASBESTOS CH	AM	OT	LAYERED[a]
AZ000	ROOM 104,NA	<4" PIPE FITTING	WHITE,STM,FITTING	-	-	-	NO
AZ001	ROOM 104,SE,BELOW CEILING	<4" PIPE RUN	GRAY,STM,RUN	35	-	-	YES
AZ002	ROOM 104,SE,BELOW CEILING	<4" PIPE FITTING	WHITE,STM,FITTING	2	-	-	YES
AZ003	ROOM 104,SE,BELOW CEILING	<4" PIPE RUN	WHITE,STM,RUN	40	-	-	YES
AZ004	ROOM 104,SE,BELOW CEILING	4-8" PIPE RUN	WHITE,STM,RUN	35	-	-	YES
AZ005	ROOM 104,SE,BELOW CEILING	4-8" PIPE FITTING	WHITE,STM,FITTING	40	-	-	YES
AZ006	ROOM 104,SE,BELOW CEILING	<4" PIPE FITTING	WHITE,DOM,FITTING	20	-	-	YES
AZ007	ROOM 104,SE,BELOW CEILING	<4" PIPE RUN	WHITE,DOM,RUN	15	-	-	YES
AZ008	ROOM 104,S,BELOW CEILING	<4" PIPE RUN	GRAY,HHW,RUN	50	-	-	YES
AZ009	ROOM 104,S,BELOW CEILING	<4" PIPE FITTING	GRAY,HHW,FITTING	45	-	-	YES
AZ010	ROOM 104,NW,BELOW CEILING	<4" PIPE RUN	GRAY,HHW,RUN	60	-	-	YES
AZ011	ROOM 104,NW,BELOW CEILING	<4" PIPE FITTING	GRAY,HHW,FITTING	30	-	-	YES
AZ012	ROOM 104,C,BELOW CEILING	BOILERS/TANKS	GRAY,HHW,TANK,VERTICAL	25	-	-	YES
AZ013	ROOM 104,C,BELOW CEILING	BOILERS/TANKS	GRAY,HHW,TANK,VERTICAL	30	-	-	YES
AZ014	ROOM 104,C,BELOW CEILING	EXPANSION JOINT(S)	GRAY,OTH,EXT JT,HORIZONTAL	45	-	-	NO
AZ015	ROOM 104,N,BELOW CEILING	AIR HANDLING EQUIPMENT	WHITE,OTH,DUCT INS,HORIZONTAL	45	-	-	YES
AZ016	ROOM 104,S,BELOW CEILING	AIR HANDLING EQUIPMENT	WHITE,OTH,DUCT INS,HORIZONTAL	40	-	-	YES
AZ017	RM 106,S,BELOW CEILING	OTHER MATERIAL	BLACK,OTH,INSULATION	5	-	-	YES
AZ018	RM 106,S,BELOW CEILING	OTHER MATERIAL	BLACK,OTH,INSULATION	5	-	-	YES
AZ019	RM 106,S,BELOW CEILING	OTHER MATERIAL	BLACK,OTH,INSULATION	5	-	-	YES
AZ020	RM 106,S,BELOW CEILING	OTHER MATERIAL	BLACK,OTH,INSULATION	2	-	-	YES
AZ021	RM 106,S,BELOW CEILING	OTHER MATERIAL	BLACK,OTH,INSULATION	2	-	-	YES
AZ022	FALSE WALL AREA,W,BELOW CEILING	TRANSITE PANEL BOARD	GRAY,OTH,TRANSIT	45	-	-	NO
AZ023	CORRIDOR D,C,ABOVE CEILING	4-8" PIPE FITTING	WHITE,STM,FITTING,HORIZONTAL	60	-	-	YES

[a]Asbestos content presented for layered samples represents the highest concentration layer.

Quadrant Codes
C = Center
N = North
E = East
S = South
W = West
NE = Northeast
NW = Northwest
SE = Southeast
SW = Southwest

System Codes
STM = Steam
CHW = Chilled Water
HHW = Heating Hot Water
DOM = Domestic Water
OTH = Other
UNK = Unknown

Asbestos Types
CH = Chrysotile
AM = Amosite
OT = Other

TABLE 292.1
(continued)

BULK SAMPLE ANALYSIS RESULTS - BUILDING 0292, MIL INTELLIGENCE

TYPE OCCUPANCY: ADULTS (GOVERNMENT)

SAMPLE NO.	LOCATION	ITEM	DESCRIPTION	PERCENT ASBESTOS CH	AM	OT	LAYERED[a]
AZ024	CORRIDOR D,C,ABOVE CEILING	4-8" PIPE RUN	WHITE,STM,RUN,HORIZONTAL	30	-	-	YES
AZ025	CORRIDOR D,C,ABOVE CEILING	4-8" PIPE FITTING	WHITE,STM,FITTING,HORIZONTAL	60	-	-	YES
AZ026	CORRIDOR D,C,ABOVE CEILING	4-8" PIPE RUN	WHITE,STM,RUN,HORIZONTAL	40	-	-	YES
AZ027	CORRIDOR D,C,ABOVE CEILING	4-8" PIPE FITTING	WHITE,STM,FITTING,HORIZONTAL	60	-	-	YES
AZ028	CORRIDOR D,C,ABOVE CEILING	4-8" PIPE RUN	WHITE,STM,RUN,HORIZONTAL	60	-	-	YES
AZ029	CORRIDOR D,C,ABOVE CEILING	4-8" PIPE FITTING	WHITE,STM,FITTING,HORIZONTAL	60	-	-	YES
AZ030	CORRIDOR D,C,ABOVE CEILING	4-8" PIPE RUN	WHITE,STM,RUN,HORIZONTAL	60	-	-	YES
AZ031	CORRIDOR D,C,ABOVE CEILING	4-8" PIPE FITTING	WHITE,STM,FITTING,HORIZONTAL	30	-	-	YES
AZ032	CORRIDOR D,C,ABOVE CEILING	4-8" PIPE RUN	WHITE,STM,RUN,HORIZONTAL	55	-	-	YES
AZ033	RM 101C,E,ABOVE CEILING	<4" PIPE FITTING	WHITE,STM,FITTING,HORIZONTAL	25	-	-	YES
AZ034	RM 101C,E,ABOVE CEILING	<4" PIPE RUN	WHITE,STM,RUN,HORIZONTAL	7	1	-	YES
AZ035	RM 101C,E,ABOVE CEILING	4-8" PIPE RUN	WHITE,STM,RUN,HORIZONTAL	60	-	-	YES
AZ036	RM 101C,E,BELOW CEILING	4-8" PIPE FITTING	WHITE,STM,FITTING,VERTICAL	-	-	-	YES
AZ037	RM 101C,E,BELOW CEILING	4-8" PIPE RUN	WHITE,STM,RUN,HORIZONTAL	40	-	-	YES
AZ038	RM 101C,S,ABOVE CEILING	<4" PIPE RUN	WHITE,STM,PIPE INSUL,HORIZONTAL	8	2	-	YES
AZ039	RM 101C,S,ABOVE CEILING	4-8" PIPE RUN	WHITE,STM,PIPE RUN,HORIZONTAL	1	-	-	YES
AZ040	RM 101C,S,ABOVE CEILING	4-8" PIPE RUN	WHITE,STM,PIPE RUN,HORIZONTAL	40	-	-	YES
AZ041	RM 101C,S,ABOVE CEILING	4-8" PIPE FITTING	WHITE,STM,FITTING,HORIZONTAL	35	-	-	YES
AZ042	2ND FL LOBBY,N,BELOW CEILING	4-8" PIPE FITTING	WHITE,STM,FITTING,VERTICAL	30	-	-	YES
AZ043	2ND FL LOBBY,N,BELOW CEILING	4-8" PIPE FITTING	WHITE,STM,FITTING,VERTICAL	35	-	-	YES
AZ044	RM 101B,SE,BELOW CEILING	4-8" PIPE FITTING	WHITE,STM,FITTING,VERTICAL	<1	-	-	YES
AZ045	RM 101B,SE,BELOW CEILING	<4" PIPE RUN	WHITE,STM,INSUL PIPE,VERTICAL	40	-	-	YES
AZ046	RM 101C EAST,NE,BELOW CEILING	FLOOR TILE	BROWN,OTH,FLOORTILE	10	-	-	NO
AZ047	RM 101D SWITCH RM,SW,BELOW CEILING	FLOOR TILE	BROWN,OTH,FLOORTILE	10	-	-	NO

[a]Asbestos content presented for layered samples represents the highest concentration layer.

Quadrant Codes
C = Center
N = North
E = East
S = South
W = West
NE = Northeast
NW = Northwest
SE = Southeast
SW = Southwest

System Codes
STM = Steam
CHW = Chilled Water
HHW = Heating Hot Water
DOM = Domestic Water
OTH = Other
UNK = Unknown

Asbestos Types
CH = Chrysotile
AM = Amosite
OT = Other

TABLE 292.1
(continued)

BULK SAMPLE ANALYSIS RESULTS - BUILDING 0292, MIL INTELLIGENCE

TYPE OCCUPANCY: ADULTS (GOVERNMENT)

SAMPLE NO.	LOCATION	ITEM	DESCRIPTION	PERCENT ASBESTOS CH	AM	OT	LAYERED[a]
AZ048	RM 101C SOUTH,S,BELOW CEILING	FLOOR TILE	BROWN,OTH,FLOORTILE	15	-	-	NO
AZ049	RM 101B,SW,BELOW CEILING	FLOOR TILE	WHITE,OTH,FLOORTILE	10	-	-	NO
AZ050	RM 101B,NE,BELOW CEILING	FLOOR TILE	WHITE,OTH,FLOORTILE	-	-	-	NO
AZ051	CLOSET CORRIDOR,SW,BELOW CEILING	FLOOR TILE	YELLOW,OTH,FLOORTILE	-	-	-	NO
AZ052	MENS RM 1ST FL,SW,BELOW CEILING	FLOOR TILE	YELLOW,OTH,FLOORTILE	-	-	-	NO
AZ053	CORRIDOR,N,BELOW CEILING	FLOOR TILE	YELLOW,OTH,FLOORTILE	-	-	-	NO
AZ054	MENS RM,S,BELOW CEILING	FLOOR TILE	WHITE,OTH,FLOORTILE	-	-	-	NO
AZ055	RM 110 ENTRANCE,W,BELOW CEILING	FLOOR TILE	TAN,OTH,FLOORTILE	<1	-	-	NO
AZ056	RM 108,S,BELOW CEILING	FLOOR TILE	TAN,OTH,FLOORTILE	-	-	-	NO
AZ057	RM 108,SW,BELOW CEILING	FLOOR TILE	TAN,OTH,FLOORTILE	-	-	-	NO
AZ058	RM 101C SOUTH EAST,SE,BELOW CEILING	OTHER MATERIAL	BROWN,OTH,WALL MATL	-	-	-	NO
AZ059	RM 101 SOUTH,S,BELOW CEILING	TRANSITE PANEL BOARD	GRAY,OTH,TRANSITE	20	-	-	NO
AZ060	RM 101 NORTH,N,BELOW CEILING	TRANSITE PANEL BOARD	GRAY,OTH,TRANSITE	40	-	-	NO
AZ061	RM 101C NORTH,N,BELOW CEILING	OTHER MATERIAL	GRAY,OTH,WALL MATL	-	-	-	YES
AZ062	MENS RM 1ST FL,SW,BELOW CEILING	OTHER MATERIAL	WHITE,OTH,WALL MATL	-	-	-	YES
AZ063	CLOSET 1ST FL,S,BELOW CEILING	OTHER MATERIAL	WHITE,OTH,WALL MATL	-	-	-	YES
AZ064	CLOSET 2ND FL LOBBY,SW,BELOW CEILING	OTHER MATERIAL	WHITE,OTH,WALL MATL	-	-	-	YES
AZ065	HALLWAY 2ND FL WEST,W,BELOW CEILING	OTHER MATERIAL	WHITE,OTH,WALL MATL	-	-	-	YES
AZ066	2ND FL CLOSET LOBBY,SW,BELOW CEILING	CEILING BOARD	WHITE,OTH,CEILING MA	-	-	-	YES
AZ067	2ND FL CORRIDOR WEST,W,BELOW CEILING	CEILING BOARD	WHITE,OTH,CEILING MA	-	-	-	YES
AZ068	1ST FL CORRIDOR CENT,C,BELOW CEILING	CEILING BOARD	WHITE,OTH,CEILING MA	-	-	-	YES
AZ069	MENS REST ROOM,S,BELOW CEILING	CEILING BOARD	WHITE,OTH,CEILING MA	-	-	-	YES
AZ070	RM 104 HVAC,S,BELOW CEILING	CEILING BOARD	WHITE,OTH,CEILING MA	-	-	-	YES
AZ071	MENS REST RM 2ND FL,S,BELOW CEILING	FLOOR TILE	WHITE,OTH,CEILING MA	-	-	-	NO

[a]Asbestos content presented for layered samples represents the highest concentration layer.

Quadrant Codes
C = Center
N = North
E = East
S = South
W = West
NE = Northeast
NW = Northwest
SE = Southeast
SW = Southwest

System Codes
STM = Steam
CHW = Chilled Water
HHW = Heating Hot Water
DOM = Domestic Water
OTH = Other
UNK = Unknown

Asbestos Types
CH = Chrysotile
AM = Amosite
OT = Other

TABLE 292.1
(continued)

BULK SAMPLE ANALYSIS RESULTS - BUILDING 0292, MIL INTELLIGENCE

TYPE OCCUPANCY: ADULTS (GOVERNMENT)

SAMPLE NO.	LOCATION	ITEM	DESCRIPTION	PERCENT ASBESTOS CH	AM	OT	LAYERED[a]
AZ072	CORRIDOR 2ND FL,E,BELOW CEILING	FLOOR TILE	WHITE,OTH,TILE	-	-	-	NO
AZ073	CORRIDOR OUTSIDE 101,N,BELOW CEILING	FLOOR TILE	BROWN,OTH,TILE	15	-	-	NO
AZ074	CORRIDOR OUTSIDE 106,NW,BELOW CEILING	FLOOR TILE	BROWN,OTH,TILE	15	-	-	NO
AZ075	CORRIDOR OUTSIDE 104,SW,BELOW CEILING	FLOOR TILE	YELLOW,OTH,TILE	-	-	-	NO
AZ076	CORRIDOR OUTSIDE 104,NW,BELOW CEILING	FLOOR TILE	YELLOW,OTH,TILE	-	-	-	NO
AZ077	RM 211 MIL INTELLIGE,N,BELOW CEILING	FLOOR TILE	TAN,OTH,TILE	2	-	-	NO
AZ078	RM 212 MIL INTELLIGE,N,BELOW CEILING	FLOOR TILE	TAN,OTH,TILE	10	-	-	NO
AZ079	BATTERY RM,C,BELOW CEILING	FLOOR TILE	BROWN,OTH,TILE	10	-	-	NO
AZ080	LOBBY 2ND EAST,N,BELOW CEILING	FLOOR TILE	BROWN,OTH,TILE	7	-	-	NO
AZ081	LOBBY 2ND WEST,NW,BELOW CEILING	FLOOR TILE	BROWN,OTH,TILE	15	-	-	NO
AZ082	ROOM 207,E,BELOW CEILING	ACOUSTICAL WALL TILE	YELLOW,OTH,ACOUSTIC T,VERTICAL	<1	-	-	NO
AZ083	ROOM 207,W,BELOW CEILING	ACOUSTICAL WALL TILE	YELLOW,OTH,ACOUSTIC T,VERTICAL	<1	-	-	NO
AZ084	ROOM 207,S,BELOW CEILING	ACOUSTICAL WALL TILE	YELLOW,OTH,ACOUSTIC T,VERTICAL	<1	-	-	NO
AZ085	ROOM 204A,N,BELOW CEILING	ACOUSTICAL WALL TILE	WHITE,OTH,ACOUSTIC T,VERTICAL	-	-	-	NO
AZ086	ROOM 204A,W,BELOW CEILING	DUPLICATE SAMPLE	WHITE,OTH,ACOUSTIC T,VERTICAL	-	-	-	NO
AZ087	ROOM 204A,E,BELOW CEILING	DUPLICATE SAMPLE	WHITE,OTH,ACOUSTIC T,VERTICAL	-	-	-	NO
AZ088	BOILER ROOM NORTH,N,BELOW CEILING	BOILERS/TANKS	GRAY,OTH,GASKET MAT,VERTICAL	-	-	-	NO
AZ089	BOILER ROOM NORTH,N,BELOW CEILING	DUPLICATE SAMPLE	GRAY,OTH,FLUE INSUL,HORIZONTAL	-	-	-	YES
AZ090	BOILER ROOM NORTHWES,NW,BELOW CEILING	DUPLICATE SAMPLE	GRAY,OTH,FLUE INSUL,HORIZONTAL	-	-	-	YES
AZ091	BOILER ROOM NORTHWES,NW,BELOW CEILING	BOILERS/TANKS	GRAY,OTH,FLUE INSUL,VERTICAL	-	-	-	YES
AZ092	BOILER ROOM NORTHWES,NW,BELOW CEILING	DUPLICATE SAMPLE	GRAY,OTH,FLUE INSUL,HORIZONTAL	-	-	-	YES
AZ093	BOILER ROOM NORTHWES,NW,BELOW CEILING	DUPLICATE SAMPLE	GRAY,OTH,FLUE INSUL,HORIZONTAL	-	-	-	YES
AZ094	BOILER ROOM NORTHWES,NW,BELOW CEILING	BOILERS/TANKS	GRAY,OTH,FLUE INSUL,HORIZONTAL	-	-	-	YES
AZ095	BOILER ROOM S/E,SE,BELOW CEILING	BOILERS/TANKS	GRAY,OTH,TANK INSUL,VERTICAL	-	-	-	YES

[a]Asbestos content presented for layered samples represents the highest concentration layer.

Quadrant Codes
C = Center
N = North
E = East
S = South
W = West
NE = Northeast
NW = Northwest
SE = Southeast
SW = Southwest

System Codes
STM = Steam
CHW = Chilled Water
HHW = Heating Hot Water
DOM = Domestic Water
OTH = Other
UNK = Unknown

Asbestos Types
CH = Chrysotile
AM = Amosite
OT = Other

TABLE 292.1
(continued)

BULK SAMPLE ANALYSIS RESULTS - BUILDING 0292, MIL INTELLIGENCE

TYPE OCCUPANCY: ADULTS (GOVERNMENT)

SAMPLE NO.	LOCATION	ITEM	DESCRIPTION	PERCENT ASBESTOS CH	AM	OT	LAYERED[a]
AZ096	BOILER ROOM S/E,SE,BELOW CEILING	DUPLICATE SAMPLE	GRAY,OTH,TANK INSUL,VERTICAL	-	-	-	YES
AZ097	BOILER ROOM TOP TANK,SE,BELOW CEILING	DUPLICATE SAMPLE	GRAY,OTH,TANK INSUL,VERTICAL	-	-	-	YES
AZ098	BOILER ROOM S/E,S,BELOW CEILING	4-8" PIPE FITTING	GRAY,STM,FITTING,VERTICAL	-	-	-	YES
AZ099	BOILER ROOM S/E,S,BELOW CEILING	4-8" PIPE RUN	BROWN,STM,PIPE INSUL,VERTICAL	-	-	-	YES
AZ100	BOILER ROOM EAST,S,BELOW CEILING	4-8" PIPE FITTING	GRAY,STM,FITTING,VERTICAL	-	-	-	YES
AZ101	BOILER ROOM EAST,S,BELOW CEILING	4-8" PIPE RUN	BROWN,STM,PIPE INSUL,VERTICAL	-	-	-	YES
AZ102	BOILER ROOM CENTER,C,BELOW CEILING	9-14" PIPE FITTING	GRAY,STM,FITTING,VERTICAL	-	-	-	YES
AZ103	BOILER ROOM CENTER,C,BELOW CEILING	4-8" PIPE FITTING	GRAY,STM,FITTING,VERTICAL	-	-	-	YES
AZ104	MEDICAL WAREHOUSE,S,BELOW CEILING	4-8" PIPE FITTING	GRAY,STM,FITTING,HORIZONTAL	50	-	-	YES
AZ105	MEDICAL WAREHOUSE,S,BELOW CEILING	4-8" PIPE RUN	GRAY,STM,INSULATION,HORIZONTAL	50	-	-	YES
AZ106	MEDICAL WAREHOUSE,S,BELOW CEILING	4-8" PIPE FITTING	GRAY,STM,FITTING,HORIZONTAL	50	-	-	YES
AZ107	MEDICAL WAREHOUSE,S,BELOW CEILING	4-8" PIPE RUN	GRAY,STM,INSULATION,HORIZONTAL	50	-	-	YES
AZ108	MEDICAL WAREHOUSE,S,BELOW CEILING	4-8" PIPE FITTING	GRAY,STM,FITTING,HORIZONTAL	-	-	-	YES
AZ109	MEDICAL WAREHOUSE,S,BELOW CEILING	4-8" PIPE RUN	GRAY,STM,INSULATION,HORIZONTAL	60	-	-	YES
AZ110	MEDICAL WAREHOUSE N,N,BELOW CEILING	4-8" PIPE RUN	GRAY,STM,INSULATION,HORIZONTAL	60	-	-	YES
AZ111	MEDICAL WAREHOUSE N,N,BELOW CEILING	4-8" PIPE RUN	GRAY,STM,INSULATION,HORIZONTAL	60	-	-	YES

[a]Asbestos content presented for layered samples represents the highest concentration layer.

Quadrant Codes
C = Center
N = North
E = East
S = South
W = West
NE = Northeast
NW = Northwest
SE = Southeast
SW = Southwest

System Codes
STM = Steam
CHW = Chilled Water
HHW = Heating Hot Water
DOM = Domestic Water
OTH = Other
UNK = Unknown

Asbestos Types
CH = Chrysotile
AM = Amosite
OT = Other

TABLE 292.2

ASBESTOS-CONTAINING MATERIALS - BUILDING 292, MIL INTELLIGENCE

TYPE OCCUPANCY: ADULTS (GOVERNMENT)

AREA	PIPE FITTINGS (EA) <4"	4-8"	9-14"	>14"	PIPE RUNS (LF) <4"	4-8"	9-14"	>14"	SPRAY/TROWELED CEILINGS (MSF)	FLOOR TILE (MSF)	BOILERS/ TANKS (MSF)	AIR HANDLING EQUIPMENT (MSF)	OTHER
1ST FL LOBBY	-	-	-	-	10	-	-	-	-	-	-	-	-
2ND FL LOBBY	-	10	-	-	-	20	-	-	-	-	-	-	-
BATTERY RM	-	-	-	-	-	-	-	-	-	0.40	-	-	-
CORRIDOR ADJ RM 102	-	-	-	-	10	-	-	-	-	-	-	-	-
CORRIDOR ADJ RM 104	-	-	-	-	-	-	-	-	-	-	-	0.12	-
CORRIDOR D	-	23	-	-	-	301	-	-	-	-	-	-	-
CORRIDOR OUTSIDE 101	-	-	-	-	-	-	-	-	-	0.26	-	-	-
CORRIDOR OUTSIDE 106	-	-	-	-	-	-	-	-	-	0.12	-	-	-
FALSE WALL AREA	-	-	-	-	-	-	-	-	-	-	-	-	*
HVAC RM EAST	10	60	-	-	-	65	-	-	-	-	-	-	-
HVAC RM SOUTH EAST	-	-	-	-	35	-	-	-	-	-	-	-	-
LOBBY 2ND EAST	-	-	-	-	-	-	-	-	-	0.28	-	-	-
LOBBY 2ND WEST	-	-	-	-	-	-	-	-	-	0.28	-	-	-
MEDICAL WAREHOUSE	-	28	-	-	-	355	-	-	-	-	-	-	-
MEDICAL WAREHOUSE N	-	20	-	-	-	240	-	-	-	-	-	-	-
MENS RESTROOM	-	6	-	-	-	12	-	-	-	-	-	-	-
RM 101 NORTH	-	-	-	-	-	-	-	-	-	-	-	-	*
RM 101 SOUTH	-	-	-	-	-	-	-	-	-	-	-	-	*
RM 101B	-	5	-	-	115	-	-	-	-	0.47	-	-	-
RM 101C	5	12	-	-	133	255	-	-	-	-	-	-	-
RM 101C EAST	-	-	-	-	-	-	-	-	-	2.17	-	-	-
RM 101C SOUTH	-	-	-	-	-	-	-	-	-	0.12	-	-	-
RM 101D SWITCH RM	-	-	-	-	-	-	-	-	-	0.75	-	-	-
RM 106	-	-	-	-	-	-	-	-	-	-	-	-	*
RM 110 ENTRANCE	-	-	-	-	-	-	-	-	-	0.23	-	-	-
RM 211 MIL INTELLIGE	-	-	-	-	-	-	-	-	-	0.43	-	-	-
RM 212 MIL INTELLIGE	-	-	-	-	-	-	-	-	-	0.19	-	-	-
ROOM 104	45	18	-	-	139	90	-	-	-	-	0.05	0.23	*
ROOM 207	-	-	-	-	-	-	-	-	-	-	-	-	*
TOTALS	60	182	-	-	442	1338	-	-	-	5.70	0.05	0.35	*

* Other material present in various units of measure. See Table 292.3 for material descriptions.

EA - Each
LF - Linear Feet
MSF - Thousand Square Feet

TABLE 292.3

OTHER ASBESTOS-CONTAINING MATERIAL - BUILDING 292, MIL INTELLIGENCE

TYPE OCCUPANCY: ADULTS (GOVERNMENT)

AREA	MATERIAL TYPE	QUANTITIY (UNIT)
FALSE WALL AREA	TRANSITE PANEL BOARD	0.084 (MSF)
RM 101 NORTH	TRANSITE PANEL BOARD	0.300 (MSF)
RM 101 SOUTH	TRANSITE PANEL BOARD	0.300 (MSF)
RM 106	WALL INSULATION	1.530 (MSF)
ROOM 104	EXPANSION JOINTS	8 (EA)
ROOM 207	ACOUSTICAL WALL TILE	0.429 (MSF)

EA - Each
LF - Linear Feet
MSF - Thousand Square Feet

TABLE 292.4

EXPOSURE ASSESSMENTS (PRIORITY ORDER) - BUILDING 292, MIL INTELLIGENCE

TYPE OCCUPANCY: ADULTS (GOVERNMENT)

SAMPLE NO.	AREA	MATERIAL TYPE	PRIOR. INDEX CODE	PRIORITY INDEX NUMBER	EXPOSURE FACTORS 1	2	3	4	5	AVG. EXP. HOURS	% ASB.
AZ105	MEDICAL WAREHOUSE	4-8" PIPE RUN	C	2.820E06	3	3	2	3	6	40.00	50
AZ107	MEDICAL WAREHOUSE	4-8" PIPE RUN	C	2.820E06	3	3	2	3	6	40.00	50
AZ109	MEDICAL WAREHOUSE	4-8" PIPE RUN	C	2.820E06	3	3	2	3	6	40.00	60
AZ110	MEDICAL WAREHOUSE N	4-8" PIPE RUN	C	2.820E06	3	3	2	3	6	40.00	60
AZ111	MEDICAL WAREHOUSE N	4-8" PIPE RUN	C	2.820E06	3	3	2	3	6	40.00	60
AZ045	RM 101B	<4" PIPE RUN	C	1.410E06	3	3	2	3	3	40.00	40
AZ104	MEDICAL WAREHOUSE	4-8" PIPE FITTING	C	1.800E05	2	3	1	3	6	40.00	50
AZ104	MEDICAL WAREHOUSE N	4-8" PIPE FITTING	C	1.800E05	2	3	1	3	6	40.00	50
AZ106	MEDICAL WAREHOUSE	4-8" PIPE FITTING	C	1.800E05	2	3	1	3	6	40.00	50
AZ106	MEDICAL WAREHOUSE N	4-8" PIPE FITTING	C	1.800E05	2	3	1	3	6	40.00	50
0B003	2ND FL LOBBY	4-8" PIPE RUN	C	7.500E04	2	3	1	3	10	10.00	62
0B004	2ND FL LOBBY	4-8" PIPE RUN	C	7.500E04	2	3	1	3	10	10.00	68
AZ082	ROOM 207	ACOUSTICAL WALL TILE	C	6.600E04	3	3	1	3	6	40.00	1
AZ083	ROOM 207	ACOUSTICAL WALL TILE	C	6.600E04	3	3	1	3	6	40.00	1
AZ084	ROOM 207	ACOUSTICAL WALL TILE	C	6.600E04	3	3	1	3	6	40.00	1
AZ023	CORRIDOR D	4-8" PIPE FITTING	C	6.000E04	3	3	2	1	20	8.00	60
0B007	1ST FL LOBBY	<4" PIPE RUN	C	5.500E04	2	3	1	3	25	8.00	37
9153D	HVAC RM EAST	4-8" PIPE FITTING	C	4.700E04	3	3	2	3	2	2.00	64
9153E	HVAC RM EAST	4-8" PIPE RUN	C	4.700E04	3	3	2	3	2	2.00	48
9153C	HVAC RM EAST	4-8" PIPE RUN	C	1.700E04	3	3	2	3	2	2.00	38
AZ015	CORRIDOR ADJ RM 104	AIR HANDLING EQUIPMENT	C	1.700E04	3	2	2	3	2	2.00	45
AZ015	ROOM 104	AIR HANDLING EQUIPMENT	C	1.700E04	3	2	2	3	2	2.00	45
AZ016	ROOM 104	AIR HANDLING EQUIPMENT	C	1.700E04	3	2	2	3	2	2.00	40
AZ038	HVAC RM SOUTH EAST	<4" PIPE RUN	C	1.700E04	3	3	2	3	2	2.00	10
AZ041	HVAC RM EAST	4-8" PIPE FITTING	C	1.700E04	3	3	2	3	2	2.00	35
AZ042	HVAC RM EAST	4-8" PIPE FITTING	C	1.700E04	3	3	2	3	2	2.00	30
AZ012	ROOM 104	BOILERS/TANKS	C	6.200E03	3	2	2	3	2	2.00	25
AZ013	ROOM 104	BOILERS/TANKS	C	6.200E03	3	2	2	3	2	2.00	30
AZ044	RM 101B	4-8" PIPE FITTING	C	5.700E03	2	2	2	3	3	40.00	1
AZ025	CORRIDOR D	4-8" PIPE FITTING	C	2.120E03	3	1	2	3	20	8.00	60

Priority Index Codes
A [=] Long Term Corrective Measure
B [=] Review Management Special Considerations/Remarks
C [=] Army Asbestos Deficiency Abatement Project

Priority Index Numbers Are In Scientific Notation

Exposure Factors
1 [=] Material Friability
2 [=] Occupant Accessability
3 [=] Material Condition
4 [=] Level Of Activity
5 [=] Number Of Assigned Occupants

TABLE 292.4
(continued)

EXPOSURE ASSESSMENTS (PRIORITY ORDER) - BUILDING 292, MIL INTELLIGENCE

TYPE OCCUPANCY: ADULTS (GOVERNMENT)

SAMPLE NO.	AREA	MATERIAL TYPE	PRIOR. INDEX CODE	PRIORITY INDEX NUMBER	EXPOSURE FACTORS 1	2	3	4	5	AVG. EXP. HOURS	% ASB.
AZ026	CORRIDOR D	4-8" PIPE RUN	C	2.120E03	3	1	2	3	20	8.00	40
AZ027	CORRIDOR D	4-8" PIPE FITTING	C	2.120E03	3	1	2	3	20	8.00	60
AZ028	CORRIDOR D	4-8" PIPE RUN	C	2.120E03	3	1	2	3	20	8.00	60
AZ029	CORRIDOR D	4-8" PIPE FITTING	C	2.120E03	3	1	2	3	20	8.00	60
AZ030	CORRIDOR D	4-8" PIPE RUN	C	2.120E03	3	1	2	3	20	8.00	60
AZ032	CORRIDOR D	4-8" PIPE RUN	C	2.120E03	3	1	2	3	20	8.00	55
AZ024	CORRIDOR D	4-8" PIPE RUN	B	7.600E02	3	1	2	3	20	8.00	30
AZ031	CORRIDOR D	4-8" PIPE FITTING	B	7.600E02	3	1	2	3	20	8.00	30
AZ022	FALSE WALL AREA	TRANSITE PANEL BOARD	B	2.650E02	2	3	1	2	4	0.50	45
AZ002	ROOM 104	<4" PIPE FITTING	A	3.300E01	2	2	2	2	2	2.00	2
AZ003	ROOM 104	<4" PIPE RUN	A	3.300E01	2	2	1	1	2	2.00	40
AZ005	MENS RESTROOM	4-8" PIPE FITTING	A	3.300E01	2	2	1	1	2	2.00	40
AZ005	ROOM 104	4-8" PIPE FITTING	A	3.300E01	2	2	1	1	2	2.00	40
AZ008	ROOM 104	<4" PIPE RUN	A	3.300E01	2	2	1	1	2	2.00	50
AZ009	ROOM 104	<4" PIPE FITTING	A	3.300E01	2	2	1	1	2	2.00	45
AZ010	ROOM 104	<4" PIPE RUN	A	3.300E01	2	2	1	1	2	2.00	60
AZ001	CORRIDOR ADJ RM 102	<4" PIPE RUN	A	1.200E01	2	2	1	1	2	2.00	35
AZ001	ROOM 104	<4" PIPE RUN	A	1.200E01	2	2	1	1	2	2.00	35
AZ004	MENS RESTROOM	4-8" PIPE RUN	A	1.200E01	2	2	1	1	2	2.00	35
AZ004	ROOM 104	4-8" PIPE RUN	A	1.200E01	2	2	1	1	2	2.00	35
AZ006	ROOM 104	<4" PIPE FITTING	A	1.200E01	2	2	1	1	2	2.00	20
AZ007	ROOM 104	<4" PIPE RUN	A	1.200E01	2	2	1	1	2	2.00	15
AZ011	ROOM 104	<4" PIPE FITTING	A	1.200E01	2	2	1	1	2	2.00	30
AZ040	RM 101C	4-8" PIPE RUN	A	6.400E00	2	1	2	2	4	4.00	40
AZ060	RM 101 NORTH	TRANSITE PANEL BOARD	A	5.800E00	1	2	1	2	1	40.00	40
AZ033	RM 101C	<4" PIPE FITTING	A	2.320E00	3	1	2	1	4	4.00	25
AZ037	RM 101C	4-8" PIPE RUN	A	2.320E00	2	1	1	2	4	4.00	40
AZ059	RM 101 SOUTH	TRANSITE PANEL BOARD	A	2.100E00	1	2	1	2	1	40.00	20
AZ033	HVAC RM EAST	<4" PIPE FITTING	A	8.400E-1	2	1	1	2	4	4.00	25
AZ038	RM 101C	<4" PIPE RUN	A	8.400E-1	2	1	1	2	4	4.00	10

Priority Index Codes
A [=] Long Term Corrective Measure
B [=] Review Management Special Considerations/Remarks
C [=] Army Asbestos Deficiency Abatement Project

Priority Index Numbers Are In Scientific Notation

Exposure Factors
1 [=] Material Friability
2 [=] Occupant Accessability
3 [=] Material Condition
4 [=] Level Of Activity
5 [=] Number Of Assigned Occupants

TABLE 292.4
(continued)

EXPOSURE ASSESSMENTS (PRIORITY ORDER) - BUILDING 292, MIL INTELLIGENCE

TYPE OCCUPANCY: ADULTS (GOVERNMENT)

SAMPLE NO.	AREA	MATERIAL TYPE	PRIOR. INDEX CODE	PRIORITY INDEX NUMBER	EXPOSURE FACTORS 1	2	3	4	5	AVG. EXP. HOURS	% ASB.
AZ041	RM 101C	4-8" PIPE FITTING	A	8.400E-1	2	1	1	2	4	4.00	35
AZ042	2ND FL LOBBY	4-8" PIPE FITTING	A	8.400E-1	2	1	1	2	4	4.00	30
AZ043	2ND FL LOBBY	4-8" PIPE FITTING	A	8.400E-1	2	1	1	2	4	4.00	35
AZ014	ROOM 104	EXPANSION JOINTS	A	5.800E-1	1	2	1	2	2	2.00	45
AZ014	ROOM 104	EXPANSION JOINTS	A	5.800E-1	1	2	1	2	2	2.00	45
AZ035	RM 101C	4-8" PIPE RUN	A	4.000E-1	2	1	1	1	4	4.00	60
AZ034	RM 101C	<4" PIPE RUN	A	1.480E-1	2	1	1	2	4	4.00	8
AZ039	RM 101C	4-8" PIPE RUN	A	1.480E-1	2	1	1	2	4	4.00	1
AZ017	RM 106	PLASTER CEILINGS & WALLS	A	9.000E-3	1	3	1	1	4	0.50	5
AZ018	RM 106	PLASTER CEILINGS & WALLS	A	9.000E-3	1	3	1	1	4	0.50	5
AZ019	RM 106	PLASTER CEILINGS & WALLS	A	9.000E-3	1	3	1	1	4	0.50	5
AZ020	RM 106	PLASTER CEILINGS & WALLS	A	9.000E-3	1	3	1	1	4	0.50	2
AZ021	RM 106	PLASTER CEILINGS & WALLS	A	9.000E-3	1	3	1	1	4	0.50	2
AZ000	CORRIDOR ADJ RM 102	<4" PIPE FITTING	A	0	2	1	1	1	2	2.00	0
AZ000	ROOM 104	<4" PIPE FITTING	A	0	2	1	1	1	2	2.00	0
AZ036	RM 101C	4-8" PIPE FITTING	A	0	2	1	1	2	4	4.00	0
AZ058	RM 101C SOUTH EAST	PLASTER CEILINGS & WALLS	A	0	1	3	1	1	2	8.00	0
AZ061	RM 101C NORTH	PLASTER CEILINGS & WALLS	A	0	1	3	1	1	2	8.00	0
AZ062	MENS RM 1ST FL	PLASTER CEILINGS & WALLS	A	0	3	3	2	2	1	2.00	0
AZ063	CLOSET 1ST FL	PLASTER CEILINGS & WALLS	A	0	3	3	2	2	1	2.00	0
AZ064	CLOSET 2ND FL LOBBY	PLASTER CEILINGS & WALLS	A	0	3	3	2	2	1	2.00	0
AZ065	HALLWAY 2ND FL WEST	PLASTER CEILINGS & WALLS	A	0	1	2	1	1	20	8.00	0
AZ066	2ND FL CLOSET LOBBY	CEILING BOARD	A	0	1	1	1	1	0	1.00	0
AZ067	2ND FL CORRIDOR WEST	CEILING BOARD	A	0	1	1	1	2	10	8.00	0
AZ068	1ST FL CORRIDOR CENT	CEILING BOARD	A	0	3	1	1	3	20	8.00	0
AZ069	MENS REST ROOM	CEILING BOARD	A	0	3	1	2	3	6	8.00	0
AZ070	RM 104 HVAC	CEILING BOARD	A	0	1	1	1	1	2	1.00	0
AZ085	ROOM 204A	ACOUSTICAL WALL TILE	A	0	3	3	1	3	1	8.00	0
AZ088	BOILER ROOM NORTH	BOILERS/TANKS	A	0	2	1	1	1	1	2.00	0
AZ091	BOILER ROOM NORTHWES	BOILERS/TANKS	A	0	2	1	1	1	1	2.00	0

Priority Index Codes
A [=] Long Term Corrective Measure
B [=] Review Management Special Considerations/Remarks
C [=] Army Asbestos Deficiency Abatement Project

Priority Index Numbers Are In Scientific Notation

Exposure Factors
1 [=] Material Friability
2 [=] Occupant Accessability
3 [=] Material Condition
4 [=] Level Of Activity
5 [=] Number Of Assigned Occupants

TABLE 292.4
(continued)

EXPOSURE ASSESSMENTS (PRIORITY ORDER) - BUILDING 292, MIL INTELLIGENCE

TYPE OCCUPANCY: ADULTS (GOVERNMENT)

SAMPLE NO.	AREA	MATERIAL TYPE	PRIOR. INDEX CODE	PRIORITY INDEX NUMBER	EXPOSURE FACTORS 1	2	3	4	5	AVG. EXP. HOURS	% ASB.
AZ094	BOILER ROOM NORTHWES	BOILERS/TANKS	A	0	2	1	1	1	1	2.00	0
AZ095	BOILER ROOM S/E	BOILERS/TANKS	A	0	2	1	1	1	1	2.00	0
AZ098	BOILER ROOM S/E	4-8" PIPE FITTING	A	0	3	1	1	1	1	2.00	0
AZ099	BOILER ROOM S/E	4-8" PIPE RUN	A	0	3	1	1	1	1	2.00	0
AZ100	BOILER ROOM EAST	4-8" PIPE FITTING	A	0	3	1	1	1	1	2.00	0
AZ101	BOILER ROOM EAST	4-8" PIPE RUN	A	0	3	1	1	1	1	2.00	0
AZ102	BOILER ROOM CENTER	9-14" PIPE FITTING	A	0	3	1	1	1	1	2.00	0
AZ103	BOILER ROOM CENTER	4-8" PIPE FITTING	A	0	2	2	1	2	2	2.00	0
AZ108	MEDICAL WAREHOUSE	4-8" PIPE FITTING	A	0	2	2	1	3	6	8.00	0

Priority Index Codes
A [=] Long Term Corrective Measure
B [=] Review Management Special Considarations/Remarks
C [=] Army Asbestos Deficiency Abatement Project

Priority Index Numbers Are In Scientific Notation

Exposure Factors
1 [=] Material Friability
2 [=] Occupant Accessability
3 [=] Material Condition
4 [=] Level Of Activity
5 [=] Number Of Assigned Occupants

TABLE 292.5

COST ESTIMATE* - BUILDING 292, MIL INTELLIGENCE

TYPE OCCUPANCY: ADULTS (GOVERNMENT)

DESCRIPTION	UNIT COST ($)	AREA 1	AREA 2	AREA 3	AREA 4	AREA 5	AREA 6	AREA 7	AREA 8	AREA 9	AREA 10	AREA 11
Pipe Fittings (EA)												
<4"	36.39	-	-	-	-	-	-	-	-	-	0.4	-
4-8"	50.10	-	0.5	-	-	-	1.2	-	-	-	3.0	-
9-14"	112.35	-	-	-	-	-	-	-	-	-	-	-
>14"	191.69	-	-	-	-	-	-	-	-	-	-	-
Pipe Runs (LF)												
<4"	13.47	0.1	-	-	0.1	-	-	-	-	-	-	0.5
4-8"	18.49	-	0.4	-	-	-	5.6	-	-	-	1.2	-
9-14"	40.14	-	-	-	-	-	-	-	-	-	-	-
>14"	67.39	-	-	-	-	-	-	-	-	-	-	-
Sprayed/Troweled Cailings (SF)	10.01	-	-	-	-	-	-	-	-	-	-	-
Floor Tile (SF)	5.33	-	-	2.1	-	-	-	1.4	0.6	-	-	-
Boilers/Tanks (SF)	41.10	-	-	-	-	-	-	-	-	-	-	-
Air Handling Equipment (SF)	41.10	-	-	-	-	4.7	-	-	-	-	-	-
Other		-	-	-	-	-	-	-	-	0.4	-	-
SUBTOTAL		0.1	0.9	2.1	0.1	4.7	6.7	1.4	0.6	0.4	4.6	0.5
Difficulty Allowance		0.2	0.7	2.1	-	-	7.0	-	-	0.2	-	-
SUBTOTAL		0.3	1.6	4.3	0.1	4.7	13.7	1.4	0.6	0.7	4.6	0.5
Decontamination Units		0.2	0.2	0.2	0.2	0.2	0.2	0.2	0.2	0.2	0.2	0.2
Mobilization		0.1	0.1	0.1	0.1	0.1	0.1	0.1	0.1	0.1	0.1	0.1
SUBTOTAL		0.7	2.0	4.6	0.5	5.1	14.0	1.7	1.0	1.0	4.9	0.8
Contingency @ 15.00%		0.1	0.3	0.7	**	0.8	2.1	0.3	0.1	0.2	0.7	0.1
SUBTOTAL		0.8	2.3	5.3	0.6	5.8	16.2	2.0	1.1	1.2	5.7	1.0
Design Fee @ 6.00%		**	0.1	0.3	**	0.4	1.0	0.1	**	**	0.3	**
SUBTOTAL		0.8	2.4	5.6	0.6	6.2	17.1	2.1	1.2	1.2	6.0	1.0
Air Monitoring		0.7	0.7	0.7	0.7	0.7	0.7	0.7	0.7	0.7	0.7	0.7
TOTAL		1.6	3.1	6.4	1.3	6.9	17.9	2.9	2.0	2.0	6.7	1.7

*Amounts Are In Thousands Of Dollars

**Less Than $100 For The Area; Amount Not Printed But Included In Total(s)

AREA 1: 1ST FL LOBBY
AREA 2: 2ND FL LOBBY
AREA 3: BATTERY RM
AREA 4: CORRIDOR ADJ RM 102
AREA 5: CORRIDOR ADJ RM 104
AREA 6: CORRIDOR D
AREA 7: CORRIDOR OUTSIDE 101
AREA 8: CORRIDOR OUTSIDE 106
AREA 9: FALSE WALL AREA
AREA 10: HVAC RM EAST
AREA 11: HVAC RM SOUTH EAST

TABLE 292.5
(continued)
COST ESTIMATE* - BUILDING 292, MIL INTELLIGENCE
TYPE OCCUPANCY: ADULTS (GOVERNMENT)

DESCRIPTION	UNIT COST ($)	AREA 12	AREA 13	AREA 14	AREA 15	AREA 16	AREA 17	AREA 18	AREA 19	AREA 20	AREA 21	AREA 22
Pipe Fittings (EA)												
<4"	36.39	-	-	-	-	-	-	-	-	0.2	-	-
4-8"	50.10	-	-	1.4	1.0	0.3	-	-	0.3	0.6	-	-
9-14"	112.35	-	-	-	-	-	-	-	-	-	-	-
>14"	191.69	-	-	-	-	-	-	-	-	-	-	-
Pipe Runs (LF)												
<4"	13.47	-	-	-	-	-	-	-	1.5	1.8	-	-
4-8"	18.49	-	-	6.6	4.4	0.2	-	-	-	4.7	-	-
9-14"	40.14	-	-	-	-	-	-	-	-	-	-	-
>14"	67.39	-	-	-	-	-	-	-	-	-	-	-
Sprayed/Troweled Ceilings (SF)	10.01	-	-	-	-	-	-	-	-	-	-	-
Floor Tile (SF)	5.33	1.5	1.5	-	-	-	-	-	2.5	-	11.6	0.6
Boilers/Tanks (SF)	41.10	-	-	-	-	-	-	-	-	-	-	-
Air Handling Equipment (SF)	41.10	-	-	-	-	-	-	-	-	-	-	-
Other		-	-	-	-	-	1.6	1.6	-	-	-	-
SUBTOTAL		1.5	1.5	8.0	5.4	0.5	1.6	1.6	4.3	7.3	11.6	0.6
Difficulty Allowance		1.5	1.5	12.0	9.5	-	2.4	2.4	2.7	14.1	-	-
SUBTOTAL		3.0	3.0	19.9	15.0	0.5	3.9	3.9	7.0	21.4	11.6	0.6
Decontamination Units		0.2	0.2	0.2	0.2	0.2	0.2	0.2	0.2	0.2	0.2	0.2
Mobilization		0.1	0.1	0.1	0.1	0.1	0.1	0.1	0.1	0.1	0.1	0.1
SUBTOTAL		3.4	3.4	20.3	15.3	0.9	4.3	4.3	7.4	21.8	11.9	1.0
Contingency @ 15.00%		0.5	0.5	3.0	2.3	0.1	0.6	0.6	1.1	3.3	1.8	0.1
SUBTOTAL		3.9	3.9	23.3	17.6	1.0	4.9	4.9	8.5	25.0	13.7	1.1
Design Fee @ 6.00%		0.2	0.2	1.4	1.1	**	0.3	0.3	0.5	1.5	0.8	**
SUBTOTAL		4.1	4.1	24.7	18.7	1.1	5.2	5.2	9.0	26.5	14.5	1.2
Air Monitoring		0.7	0.7	0.7	0.7	0.7	0.7	0.7	0.7	0.7	0.7	0.7
TOTAL		4.9	4.9	25.5	19.4	1.8	6.0	6.0	9.7	27.3	15.3	1.9

*Amounts Are In Thousands Of Dollars

**Less Than $100 For The Area; Amount Not Printed But Included In Total(s)

AREA 12: LOBBY 2ND EAST
AREA 13: LOBBY 2ND WEST
AREA 14: MEDICAL WAREHOUSE
AREA 15: MEDICAL WAREHOUSE N
AREA 16: MENS RESTROOM
AREA 17: RM 101 NORTH
AREA 18: RM 101 SOUTH
AREA 19: RM 101B
AREA 20: RM 101C
AREA 21: RM 101C EAST
AREA 22: RM 101C SOUTH

TABLE 292.5
(continued)
COST ESTIMATE* - BUILDING 292, MIL INTELLIGENCE
TYPE OCCUPANCY: ADULTS (GOVERNMENT)

DESCRIPTION	UNIT COST ($)	AREA 23	AREA 24	AREA 25	AREA 26	AREA 27	AREA 28	AREA 29	TOTAL
Pipe Fittings (EA)									
<4"	36.39	-	-	-	-	-	1.6	-	2.2
4-8"	50.10	-	-	-	-	-	0.9	-	9.1
9-14"	112.35	-	-	-	-	-	-	-	-
>14"	191.69	-	-	-	-	-	-	-	-
Pipe Runs (LF)									
<4"	13.47	-	-	-	-	-	1.9	-	6.0
4-8"	18.49	-	-	-	-	-	1.7	-	24.7
9-14"	40.14	-	-	-	-	-	-	-	-
>14"	67.39	-	-	-	-	-	-	-	-
Sprayed/Troweled Ceilings (SF)	10.01	-	-	-	-	-	-	-	-
Floor Tile (SF)	5.33	4.0	-	1.2	2.3	1.0	-	-	30.4
Boilers/Tanks (SF)	41.10	-	-	-	-	-	2.1	-	2.1
Air Handling Equipment (SF)	41.10	-	-	-	-	-	9.5	-	14.2
Other		-	10.8	-	-	-	1.8	1.5	17.6
SUBTOTAL		4.0	10.8	1.2	2.3	1.0	19.4	1.5	106.3
Difficulty Allowance		-	-	1.2	-	-	0.9	-	58.4
SUBTOTAL		4.0	10.8	2.4	2.3	1.0	20.3	1.5	164.7
Decontamination Units		0.2	0.2	0.2	0.2	0.2	0.2	0.2	6.2
Mobilization		0.1	0.1	0.1	0.1	0.1	0.1	0.1	4.2
SUBTOTAL		4.4	11.1	2.8	2.7	1.4	20.6	1.8	175.1
Contingency @ 15.00%		0.7	1.7	0.4	0.4	0.2	3.1	0.3	26.3
SUBTOTAL		5.0	12.8	3.2	3.1	1.6	23.7	2.1	201.3
Design Fee @ 6.00%		0.3	0.8	0.2	0.2	**	1.4	0.1	12.1
SUBTOTAL		5.3	13.6	3.4	3.2	1.7	25.2	2.2	213.4
Air Monitoring		0.7	0.7	0.7	0.7	0.7	0.7	0.7	21.3
TOTAL		6.0	14.3	4.1	4.0	2.4	25.9	3.0	234.8

*Amounts Are In Thousands Of Dollars

**Less Than $100 For The Area; Amount Not Printed But Included In Total(s)

AREA 23: RM 101D SWITCH RM
AREA 24: RM 106
AREA 25: RM 110 ENTRANCE
AREA 26: RM 211 MIL INTELLIGE
AREA 27: RM 212 MIL INTELLIGE
AREA 28: ROOM 104
AREA 29: ROOM 207

SECTION 292.4

PHOTOS

AZ-082 - Room 207 - Acoustical Wall Tile Tested Positive for Asbestos



AZ-094 - Boiler Room - Boiler Flue Insulation Tested Positive for Asbestos



AZ-095 - Boiler Room - Tank Insulation Tested Positive for Asbestos

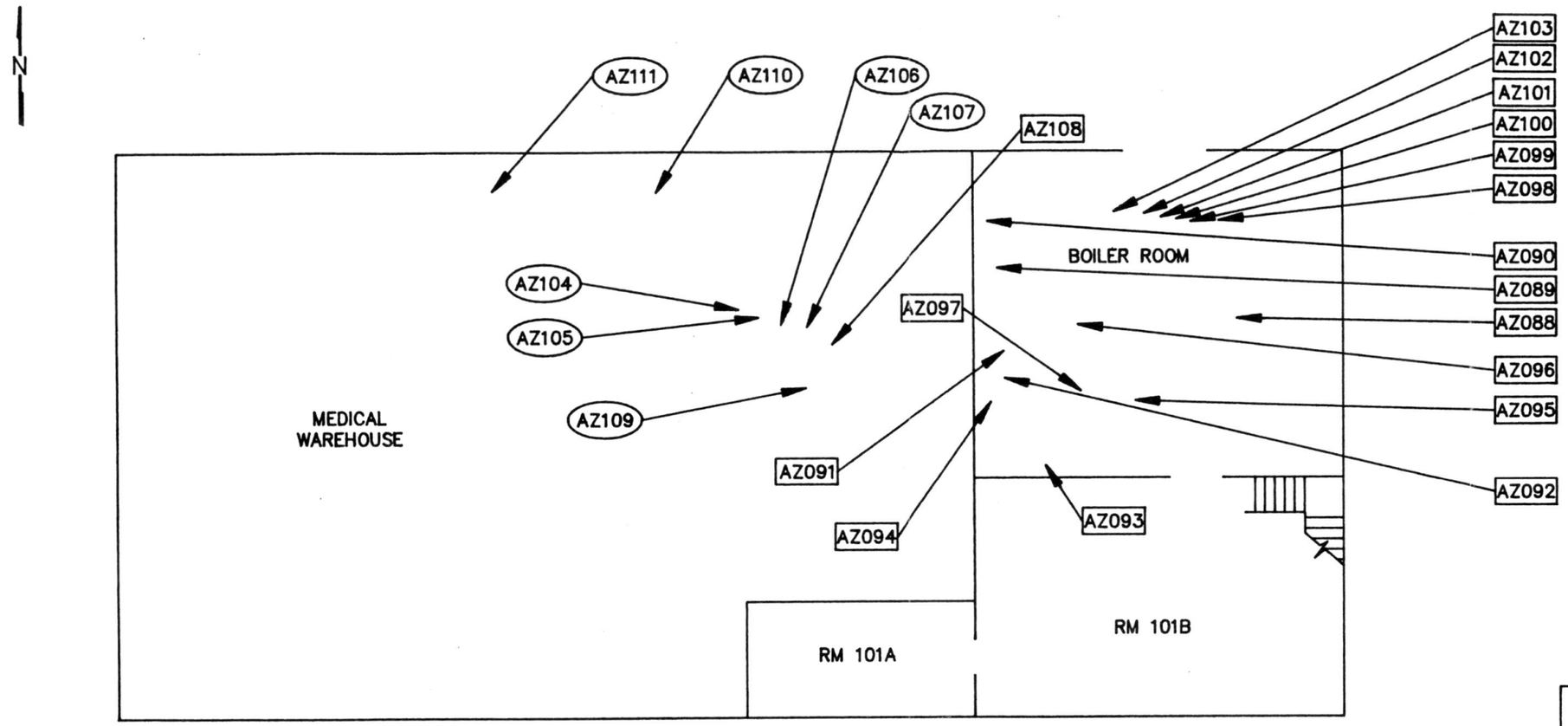

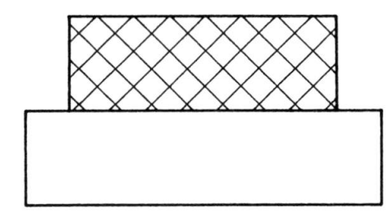

KEY PLAN

BUILDING 292, PARTIAL FIRST FLOOR PLAN

N.T.S.

LEGEND

AZnnn POSITIVE SAMPLE

AZnnn NEGATIVE SAMPLE

WESTON

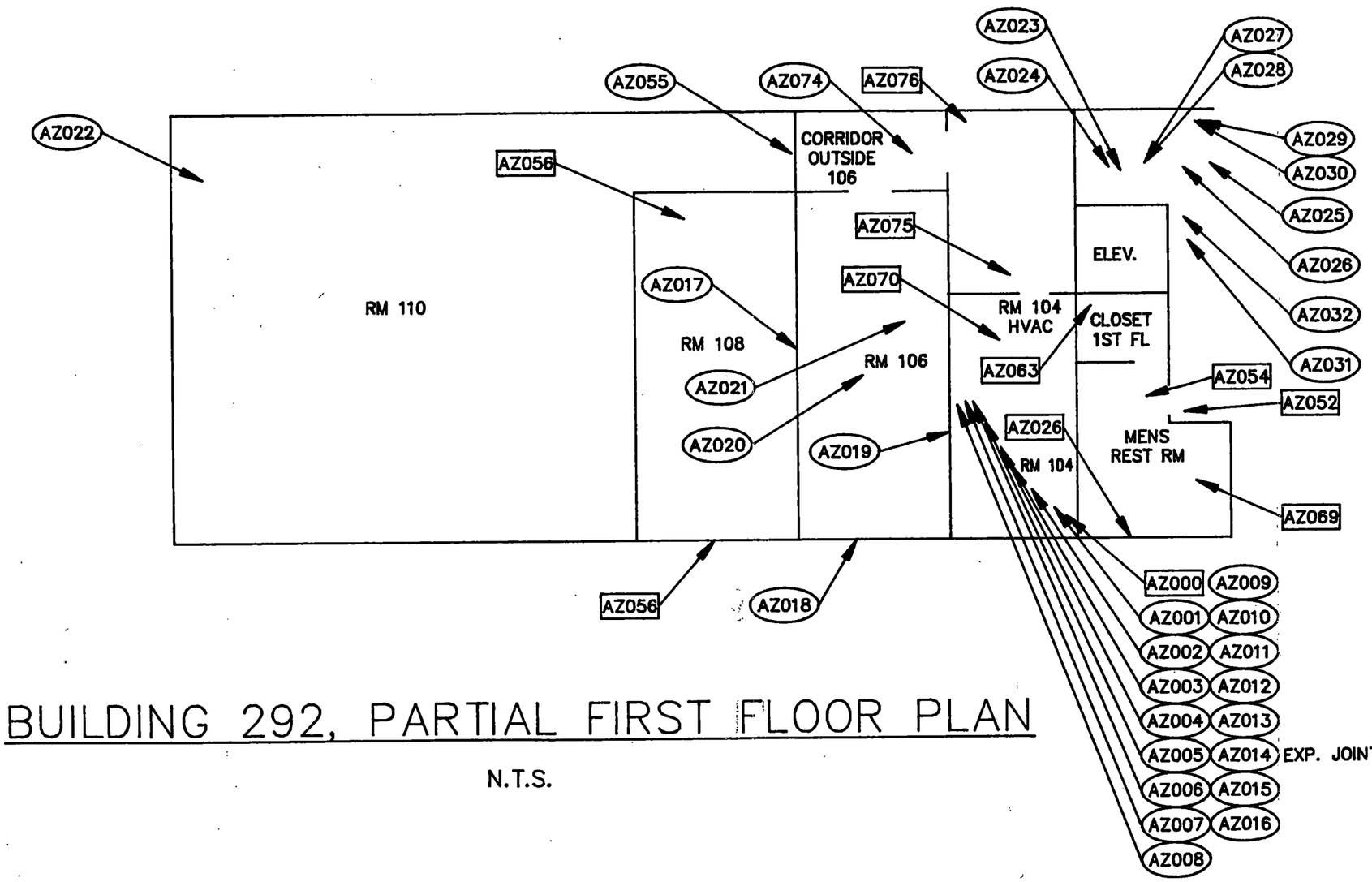

BUILDING 292, PARTIAL FIRST FLOOR PLAN

N.T.S.

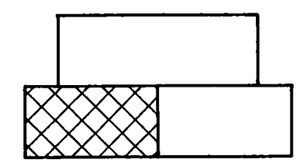

KEYPLAN

LEGEND

AZnnn POSITIVE SAMPLE

AZnnn NEGATIVE SAMPLE

WESTON

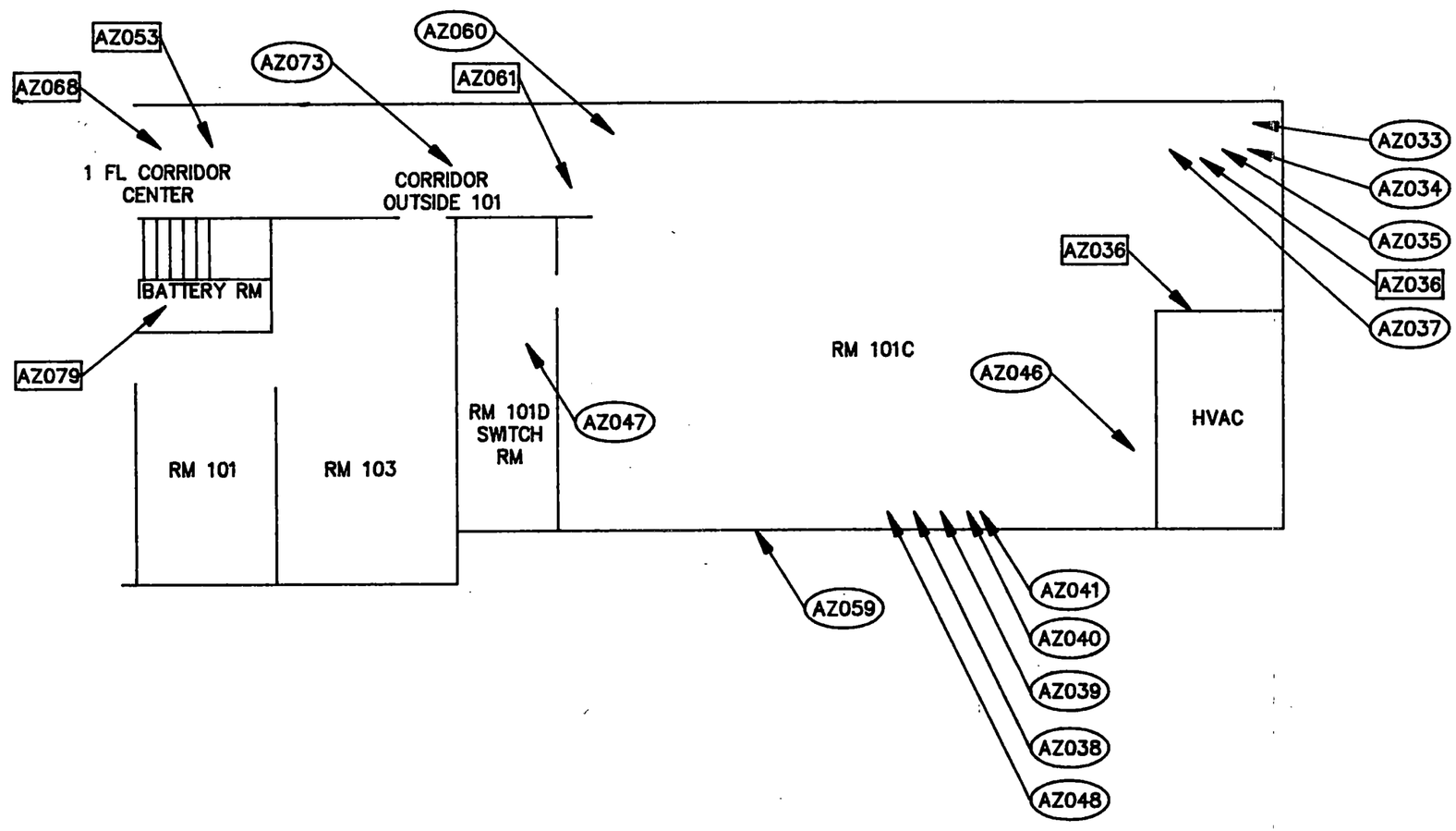

BUILDING 292, PARTIAL FIRST FLOOR PLAN

N.T.S.

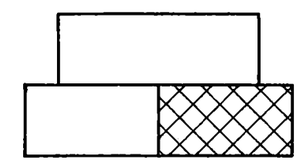

KEY PLAN

LEGEND

AZnnn POSITIVE SAMPLE

AZnnn NEGATIVE SAMPLE

WESTON

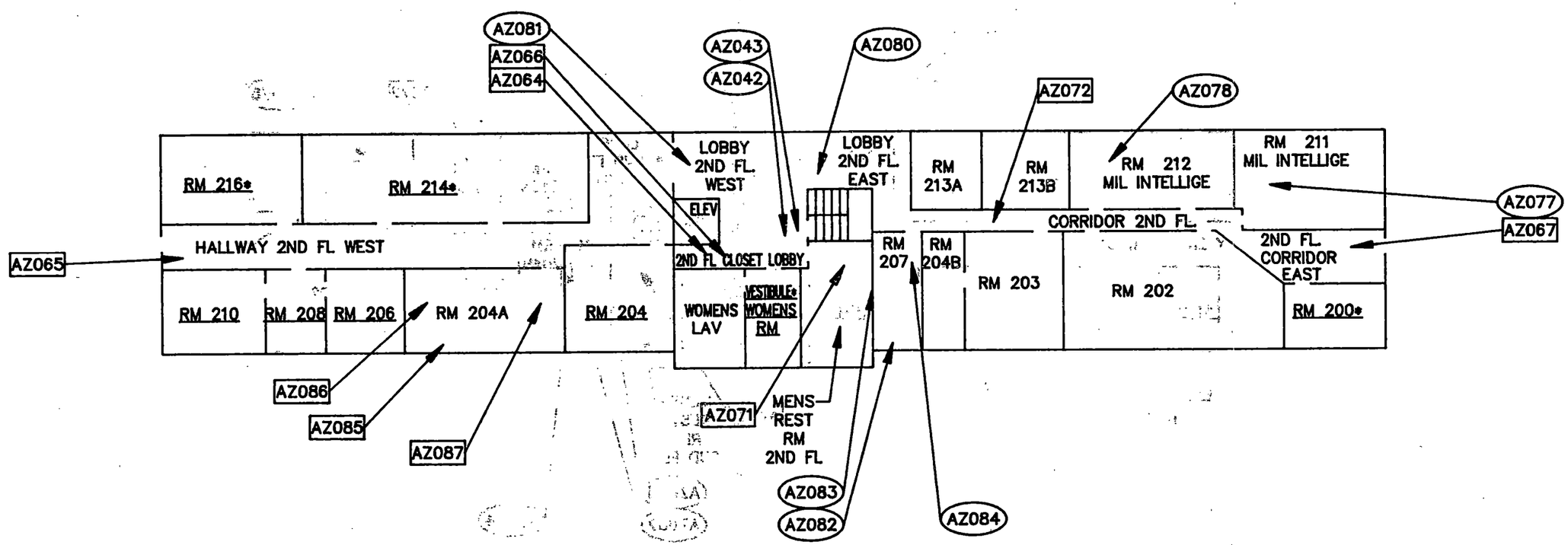

* NAMES UNDERLINED WERE GIVEN BY RE BECAUSE NI NAME IS ON FIELD DRAWING.

BUILDING 292, SECOND FLOOR

N.T.S.

WESTON